AGENDA

LOS ANGELES REGIONAL
INTEROPERABLE COMMUNICATIONS SYSTEM AUTHORITY

BOARD OF DIRECTORS SPECIAL MEETING

Wednesday, May 28, 2014 • 8:30 a.m.

Kenneth Hahn Hall of Administration – Room 743
500 W. Temple St., Los Angeles, CA 90012

Los Angeles Regional Interoperable Communications System Authority (the "Authority")

AGENDA POSTED: May 23, 2014
Complete agendas are made available for review at the designated meeting location during normal business hours and may also be accessible on the Authority's website at http://www.la-rics.org.

Members:

1. **William T Fujioka**, Chair, CEO, County of Los Angeles
2. **Kim Raney**, Police Chief, City of Covina, representing At Large Seat
3. **Scott Pickwith**, Police Chief, representing the Los Angeles County Police Chiefs Association
4. **Ron Iizuka**, Police Captain, City of Culver City, representing At Large Seat
5. **Mark R. Alexander**, City Manager, representing the California Contract Cities Association
6. **Reginald Harrison**, Deputy City Manager, City of Long Beach
7. **Miguel Santana**, CAO, City of Los Angeles
8. **Gregory L. Simay**, Assistant General Manager, City of Burbank Water & Power, representing At Large Seat
9. **Bill Walker**, Fire Chief, representing the Los Angeles Area Fire Chiefs Association
10. **James G. Featherstone**, Interim Fire Chief, City of Los Angeles
11. **Charles L. Beck**, Vice Chair, Police Chief, City of Los Angeles
12. **Daryl L. Osby**, Fire Chief, County of Los Angeles
13. **Dr. Mitchell H. Katz**, Director, DHS, County of Los Angeles
14. **Gerry F. Miller**, Chief Legislative Analyst, City of Los Angeles
15. **Steven K. Zipperman**, Police Chief, Los Angeles School Police Department
16. **LeRoy J. Jackson**, City Manager, City of Torrance, representing At Large Seat
17. **John Scott**, Sheriff, County of Los Angeles

Officers:

1. **Patrick Mallon**, Executive Director
2. **John Naimo**, County of Los Angeles Auditor-Controller
3. **Mark J. Saladino**, County of Los Angeles Treasurer and Tax Collector
4. **Patricia Saucedo**, Board Secretary

NOTE: ACTION MAY BE TAKEN ON ANY ITEM IDENTIFIED ON THE AGENDA

I. CALL TO ORDER

II. ANNOUNCE QUORUM – Roll Call

III. APPROVAL OF MINUTES – (None)

IV. CONSENT CALENDAR – (None)

V. REPORTS (1)

1. Committee Reports
   a. Finance Committee – Stephen Sotomayor

VI. DISCUSSION ITEMS – (None)

VII. ADMINISTRATIVE MATTERS (2–5) – Pat Mallon

2. **LA-RICS PROPERTY COVERAGE INSURANCES**

It is recommended that your Board:

1. Discuss the following property coverage options for the LA-RICS Joint Powers Authority (JPA):
   a. Commercial Property Insurance. The Commercial Property Insurance will cover the total replacement value of property at LTE and LMR sites under Alliant Insurance Services (Alliant), who is the property insurance provider for the California Joint Powers Insurance Authority (CJPIA); and,
   b. Earthquake Insurance. The Earthquake Coverage will be for those specified sites that have been deemed by the California Department of Insurance as located in an Earthquake zone; and,
   c. Emergency Vehicle Coverage. The Emergency Vehicle Coverage will cover our Site on Wheels (SOW) and our Cell on Wheels (COW) equipment;
2. Provide direction to Authority Staff as to whether the Board would like to pursue and procure each of the types of insurance coverages identified above; and,
3. If the Board would like to procure any of the types of insurance coverages identified above, delegate authority to the Executive Director to complete and maintain the CJPIA Property Schedule (Attachment A) on behalf of the Authority; take all action to procure and maintain this insurance; and, procure the property coverage at the limits specified by the Board with a not-to-exceed cost of $125,000 per year.

Attachments: Item 2, A & B

3. **APPROVE SITE ACCESS AGREEMENTS WITH THE COUNTY OF LOS ANGELES, CITY OF DIAMOND BAR AND THE CITY OF INDUSTRY**

It is recommended that your Board:

1. Find that the approval and execution of the Site Access Agreements by the LA-RICS Authority does not result in any change to the PSBN project, or to the circumstances under which the project is being undertaken, and that the determination that these activities are exempt from review under the California Environmental Quality Act (CEQA) pursuant to Public Resources Code Section 21080.25, the statutory exemption adopted specifically for the LA-RICS project, remains unchanged.

2. Authorize the Executive Director to finalize and execute, substantially similar in form, one or more Site Access Agreements with the County of Los Angeles, the City of Industry and the City of Diamond Bar. These Site Access Agreements are for the Long Term Evolution (LTE) broadband communication sites within their respective jurisdictions.

Attachments: Item 3, A-D

4. **APPROVE A MEMORANDUM OF UNDERSTANDING FOR USE OF LOS ANGELES REGIONAL INTEROPERABLE COMMUNICATIONS SYSTEM USER EQUIPMENT**

It is recommended that your Board:

Delegate authority to the Executive Director to execute MOUs with member agencies, substantially similar in form to Attachment A, which would allow LA-RICS to loan User Equipment to member agencies approved by the SHSGP Approval Authority.

Attachments: Item 4, A

5. **ADOPTION OF FUNDING PLAN**

It is recommended that your Board:

1. Review the attached recommended Funding Plan options:

a. Proposed Draft Funding Plan A (See formula on Page 3 of this Staff Report)

i. Joint Powers Authority Administration:

1) Distribution of 40% of Authority staff and operating costs be based on Authority Members proportional share of countywide population and geography equally split 50%/50% (effective FY 2014/2015).

ii. LTE System Operating Costs include additional maintenance costs for Home Subscriber Services (HSS) and the Redundant Evolved Packet Core and exclude Capital Replacement Reserve and be based on the following criteria:

1) The cost of operation during the first year of operation (FY 2015/16) is based on:

a) Distribution of 30% of Authority staffing and LTE system operational costs and fiber connectivity operational costs, if applicable, based on the average number of data devices in use.

b) Hard Match contribution be based on Authority Members proportional share of countywide population and geography equally split 50%/50%.

2) The cost of operation during the second and subsequent years of operation (effective FY 2016/17) is based on:

a) Distribution of 30% of Authority staffing and LTE system operational costs and full cost of LTE system maintenance (including leased fiber connectivity, if applicable) based on the average number of data devices in use.
b) Hard Match contribution based on members proportional share of countywide population and geography equally split 50%/50%.

3) Cost of operation during years following the extinguishment of commercial financing will continue as reflected above with the exception of Hard Match contribution.

iii. LMR System Operating Costs be based on the following criteria:

1) Consideration of LMR System Operating Costs will be the subject of a revision to the Funding Plan released prior to the activation of the system. This in consideration of:

a) Execution of the LMR contract is by Phase, with each Phase requiring approval of a Notice to Proceed by the Authority Board of Directors.

b) Sufficient funding for each Phase must be demonstrated to the Authority Board of Directors before such consideration.

i) Individual Notices to Proceed may be authorized by the Board of Directors on a Site by Site basis, depending on funding availability.

ii) Any decrease or suspension in grant funding which might subject Authority Members to an increased substantial financial liability should be evaluated by the Board to determine whether a revised Funding Plan should be adopted, and if one is adopted, will trigger an additional 45 day Opt-Out Period.

iii) The LMR contract provides for termination for non-appropriation of funds, thus further protecting Authority Members from further liabilities being incurred that cannot be addressed via revision to the Funding Plan.

2) The Detailed Design of the LMR system is currently in progress.

i) The inability to achieve maximum benefit from some of the designated sites is resulting in site substitution and/or additions. This may result in an adjustment of maintenance and operating costs.

ii) Changes in LMR technology during the design phase which warrant reconfiguration of operational aspects may result in a change to the costs allocated to Authority Members.

iii) An updated analysis of projected maintenance and operating costs may also result in a change to the costs allocated to Authority Members.

b. Proposed Draft Funding Plan B (See formula on Page 4 of this Staff Report)

All cost for operation of the Authority and both LTE and LMR system costs, including system administration, hard match (LTE), operations and Maintenance and Capital Replacement (LMR) will be distributed among Authority Members based on the following cost factors:

i. Population – 50%

ii. Geography – 50%

2. Adopt Proposed Funding Plan Option A OR Option B; and,

3. Delegate Authority to the Executive Director, or his Designee, to notify Authority Members pursuant to Section 7.01 of the LA-RICS Joint Powers Agreement, of adoption of the Funding Plan, and provide a copy of the same by no later than June 2, 2014; and,

4. Designate Wednesday August 1, 2014 (60 days) as the deadline for Authority Members to submit written notice of withdrawal from the Authority, if that is their governing body's determination.

Attachments: Item 5, A, B, Appendices 1-4

VIII. CLOSED SESSION REPORT – (None)

IX. MISCELLANEOUS – (None)

X. PUBLIC COMMENTS

XI. ITEMS FOR FUTURE DISCUSSION AND/OR ACTION BY THE BOARD

XII. ADJOURNMENT and NEXT MEETING:

Thursday, June 5, 2014, at 9:00 a.m., at the Grace E. Simons Lodge.

BOARD MEETING INFORMATION

Members of the public are invited to address the LA-RICS Authority Board on any item on the agenda prior to action by the Board on that specific item. Members of the public may also address the Board on any matter within the subject matter jurisdiction of the Board. The Board will entertain such comments during the Public Comment period. Public Comment will be limited to three (3) minutes per individual for each item addressed, unless there are more than ten (10) comment cards for each item, in which case the Public Comment will be limited to one (1) minute per individual. The aforementioned limitation may be waived by the Board's Chair.

(NOTE: Pursuant to Government Code Section 54954.3(b) the legislative body of a local agency may adopt reasonable regulations, including, but not limited to, regulations limiting the total amount of time allocated for public testimony on particular issues and for each individual speaker.)

Members of the public who wish to address the Board are urged to complete a Speaker Card and submit it to the Board Secretary prior to commencement of the public meeting. The cards are available in the meeting room. However, should a member of the public feel the need to address a matter while the meeting is in progress, a card may be submitted to the Board Secretary prior to final consideration of the matter.

It is requested that individuals who require the services of a translator contact the Board Secretary no later than the day preceding the meeting. Whenever possible, a translator will be provided. Sign language interpreters, assistive listening devices, or other auxiliary aids and/or services may be provided upon request. To ensure availability, you are advised to make your request at least 72 hours prior to the meeting you wish to attend. (323) 881-8291 or (323) 881-8295

SI REQUIERE SERVICIOS DE TRADUCCION, FAVOR DE NOTIFICAR LA OFICINA CON 72 HORAS POR ANTICIPADO.

The meeting is recorded, and the recording is kept for 30 days.

LA-RICS

LOS ANGELES REGIONAL INTEROPERABLE COMMUNICATIONS SYSTEM AUTHORITY

2525 Corporate Place, Suite 200
Monterey Park, California 91754
(323) 881-8291

PATRICK J. MALLON
EXECUTIVE DIRECTOR

May 28, 2014

Board of Directors
Los Angeles Regional Interoperable Communications System ("LA-RICS") Authority
(the "Authority")

Dear Directors:

LA-RICS PROPERTY COVERAGE INSURANCES

RECOMMENDED ACTION

It is recommended that your Board:

1. Discuss the following property coverage options for the LA-RICS Joint Powers Authority (JPA):

   a. Commercial Property Insurance. The Commercial Property Insurance will cover the total replacement value of property at LTE and LMR sites under Alliant Insurance Services (Alliant), who is the property insurance provider for the California Joint Powers Insurance Authority (CJPIA); and,

   b. Earthquake Insurance. The Earthquake Coverage will be for those specified sites that have been deemed by the California Department of Insurance as located in an Earthquake zone; and,

   c. Emergency Vehicle Coverage. The Emergency Vehicle Coverage will cover our Site on Wheels (SOW) and our Cell on Wheels (COW) equipment;

2. Provide direction to Authority Staff as to whether the Board would like to pursue and procure each of the types of insurance coverages identified above; and,

3. If the Board would like to procure any of the types of insurance coverages identified above, delegate authority to the Executive Director to complete and maintain the CJPIA Property Schedule (Attachment A) on behalf of the Authority; take all action to procure and maintain this insurance; and, procure the property coverage at the limits specified by the Board with a not-to-exceed cost of $125,000 per year.

AGENDA ITEM 2

BACKGROUND

The Authority is a member of the California Joint Powers Insurance Authority (CJPIA). As you may recall, your Board approved LA-RICS participation in the CJPIA at its June 19, 2013 Board of Director's meeting. As a member of the CJPIA, the Authority has available to the CJPIA's commercial property insurance coverages through Alliant Insurance Services. For these coverages to apply, the Authority must submit the attached Property Schedule (see Attachment A) and pay the applicable premium for coverage. The Memorandum of Coverage is also included for the Board's review (see Attachment B).

Commercial property insurance is now needed, based on current discussions with member agencies regarding the terms and conditions of access to member agency sites as part of the Site Access Agreements (SAA). Given many member agencies of the Authority are requiring that the Authority have commercial property insurance in place for real property located at any LMR or LTE sites that may be leased to the Authority, the Board needs to make a policy decision on whether it will procure such coverage. Additionally, the Board needs to provide direction to Authority staff on whether it wants to procure Earthquake insurance. Finally, given that the Authority has procured expensive mobile communications vehicles (the SOW and COW) it may be prudent to purchase emergency vehicle coverage for these vehicles.

The three types of property coverage options available to the Authority is as set forth below, with the associated insurance premiums. A representative from Alliant will be present to answer any questions the Board may have.

Coverage A – Commercial Property Insurance

Option A would provide the necessary commercial property coverage for the SAAs, which requires LA-RICS to provide coverage for an owner's (member agencies' property), and any improvements and betterments. This coverage is required to be at least as broad as that provided by the Cause-of-loss Special Form (ISO form CP 10 30) Ordinance or Law Coverage, flood and business interruption equal to two (2) years annual rent. In addition, the SAA requires that the Commercial Property coverage be written for the full replacement cost of the property, with a deductible no greater than $250,000 or 5% of the property value, whichever is less. Insurance proceeds shall be payable to the Owner and LA-RICS Authority as their interest may appear and be utilized for repair and restoration of the premises.

The CJPIA commercial property insurance program meets and exceeds these requirements in the SAA. The all risk property coverage can cover real and personal property, equipment, etc., as follows:

1. Coverage is written on replacement cost valuation. The Coverage reads: "Subject to the terms, conditions and exclusions herein contained, this policy insures all property of every description of an insurable nature both real (including vehicles) and personal (including improvements and betterments), of the insured or property of others in the care, custody or control of the Insured, for which the Insured is liable or under obligation to keep insured. It is also agreed that the interest of additional covered parties and/or loss payees are automatically included".

2. Physical Damage to covered property is extended to include Building Laws. It reads: "The loss occasioned by the enforcement of any local or state ordinance or law regulating the construction, repair or demolition of buildings or structures, which is in force at the time such a loss occurs, which necessitates the demolition of any portion of the covered building not damaged by the covered perils". It includes Demolition Costs and Increased Costs of Construction".

3. Flood is included for all members with a $10,000,000 annual aggregate limit.

4. Business Interruption (Rental Interruption) Coverage is included. It reads: "Against loss resulting directly from interruption of business, services or rental value caused by direct physical loss or damage, resulting from a covered peril to real and/or personal property occurring during the term of the policy." It provides coverage as required in contracts, agreements, etc. Example – 12 months, 2 years, etc.

The annual premium amount is calculated as follows:

$0.0194/$100 x the total value of the property being covered

The deductible is $5,000 per occurrence. The premium is relatively affordable. For example, if the Authority were to insure $500 million dollars worth of real property, the estimated cost to the Authority is $97,000 ($0.0194/$100 x $500 million = $97,000) for property coverage with limits of $500 million dollars in the program for the Year 2014/2015 coverage period. As the Authority executes SAAs, the property at the sites will be added to the Property Schedule (See Attachment A) to trigger commercial property insurance coverage.

Coverage B – Earthquake Insurance

The Authority also has the option of procuring earthquake coverage via a standard earthquake insurance deductible policy through Alliant, who provides earthquake coverage to CJPIA members. The Authority has the option of including earthquake insurance through Alliant, where the Authority is responsible for a deductible of $100,000 for each claim. The annual premium amount for an earthquake policy is calculated as follows:

$0.3972/$100 x the total value of the property being covered

Earthquake insurance can be expensive. For example, if the Authority were to insure $500 million dollars worth of real property, the estimated cost to the Authority is $1,986,000 ($0.3972/$100 x $500 million = $1,986,000). However, within this coverage, the Board has the option of choosing to only insure those sites that are considered to be a part of an active earthquake zone. If the Authority purchases earthquake coverage at specific locations, the Authority will get dedicated flood coverage at those locations which is not part of the $10,000,000 Flood annual aggregate limit shared by all members.

Coverage C – Emergency Vehicle Coverage

The Emergency Vehicle Coverage will cover our SOW and our COW equipment. The coverage provided is similar to the commercial property insurance policy, with the following annual premium calculation:

$0.244/$100 x the total value of the property being covered

If the Authority were to insure the SOW and the COW purchased to date, the estimated cost to the Authority is $4,677 ($0.244/$100 x $1,916,601 million = $4,677).

FISCAL IMPACT/FINANCING

Policy cost will be paid out of the Authority's 2013/2014 operating budget, Services and Supplies, with renewal fees brought before your Board for consideration and budgeted accordingly in subsequent fiscal years.

FACTS AND PROVISIONS/LEGAL REQUIREMENT

The Authority's counsel has reviewed the recommended actions.

Respectfully submitted,

PATRICK J. MALLON
EXECUTIVE DIRECTOR

PJM:wst

c: Counsel to the Authority

Attachments

SAMPLE

REPARED BY
lliant Insurance Services, Inc.
:01 Dove Street
iite 200
:wport Beach, CA 92660 (949) 756-0271

CJPIA MEMBER PROPERTY SCHEUDLE
MEMBER NAME

Real Property Trend Factor: 3.58%
Personal Property Trend Factor: 3.36%

August 08, 2011

Loc #	2nd Id	Address, City, Zip	Occupancy	Construction	Auto Spklr	Year Built	Year Apprs	Zone	Real Prop	Pers Prop	Bl / Rents	Year	Real Property	Personal Property	Bl / Rents	Totals
4	Y	SSA	404 SQ. FT.	Class: C	No	1996	2008	EQ: B	Yes	Yes	Yes	*2007*	*$30,894*	*$30,000*	*$0*	*$60,894*
		GENERATOR BUILDING	STORAGE BLDG - BLOCK	MASONRY CONST/WOOD ROOF				Flood: A	Yes	Yes	Yes	**2008**	**$30,894**	**$30,000**	**$0**	**$60,894**
		PIER A		Notes:				Rent Notes:								
) Code: 4		LONG BEACH CA 90802	Pct. Sprnkl: 0	Alarms: NONE												
		Stories: 1														
it:		Lng.														
4	E1	SSA	358 SQ. FT.	Class: C	No	1996	2008	EQ: B	Yes	Yes	Yes	*2007*	*$27,884*	*$35,000*	*$0*	*$62,884*
		GENERATOR BUILDING	STORAGE BLDG - BLOCK	MASONRY CONST/WOOD ROOF				Flood: A	Yes	Yes	Yes	**2008**	**$27,884**	**$35,000**	**$0**	**$62,884**
		PIER A		Notes:				Rent Notes:								
) Code: 4		LONG BEACH CA 90802	Pct. Sprnkl: 0	Alarms: NONE												
		Stories: 1														
it:		Lng.														
124			250,000 SQ. FT.	Class:	No			EQ:	Yes	Yes	Yes	*2007*	*$0*	*$0*	*$0*	*$0*
				UNKNOWN				Flood:	Yes	Yes	Yes	**2008**	**$24,000,000**	**$750,000**	**$350,000**	**$25,100,000**
		CA		Notes:				Rent Notes:								
				Alarms.												
it:		Lng.	Geocode Notes: Incomplete address													
1101		FIRE STATION #6	1,440 SQ. FT.	Class: D	No	1995	2003	EQ: B	Yes	Yes	Yes	*2007*	*$130,200*	*$0*	*$0*	*$130,200*
		FIRE STATION #6 - LIVING	RESIDENCE - ECONOMY	ALL COMB (WOOD FRAME)				Flood: X	Yes	Yes	Yes	**2008**	**$130,200**	**$0**	**$0**	**$130,200**
		QUARTERS		Notes: BUILT-INS (CABINETS, LOCKERS,				Rent Notes:								
) Code: 1		1231 PIER F AVENUE	Pct. Sprnkl: 0	BOOKCASES), HANDICAP ACCESS												
		LONG BEACH CA 90802		RAMP												
		Stories: 1		Alarms: FIRE ALARM - AUTOMATIC												
it: 33.766105		Lng. -118.209386														
1101	A	FIRE STATION #6	1,648 SQ. FT.	Class: S	No	1995	2003	EQ: B	Yes	Yes	Yes	*2007*	*$96,100*	*$0*	*$0*	*$96,100*
		FIRE STATION #6 - GARAGE	PUBLIC WORKS GARAGE	ALL STEEL				Flood: X	Yes	Yes	Yes	**2008**	**$96,100**	**$0**	**$0**	**$96,100**
		1231 PIER F AVENUE		Notes: WINDOW TREATMENTS				Rent Notes:								
) Code: 3		LONG BEACH CA 90802	Pct. Sprnkl: 0	Alarms: NONE												
		Stories: 1														
it: 33.766105		Lng. -118.209386														

AGENDA ITEM 2 - ATTACHMENT A

REPARED BY
Iliant Insurance Services, Inc.
:01 Dove Street
iite 200
ewport Beach, CA 92660 (949) 756-0271

PEPIP PROPERTY SCHEDULE
A BIG TEST MEMBER (TESTGROUP)

Real Property Trend Factor: 3.58%
Personal Property Trend Factor: 3.36%

August 08, 2011

Loc #	2nd Id	Address, City, Zip	Occupancy	Construction	Auto Sprklr	Year Built	Year Apprs	Zone	Real Prop	Pers Prop	Bl / Rents	Year	Real Property	Personal Property	Bl / Rents	Totals

	Year	Real Property	Personal Property	Bl / Rents	Totals
GRAND TOTALS:	2007	$285,078	$65,000	$0	$350,078
SPRINKLERED:	2007	$0	$0	$0	$0
UNSPRINKLERED:	2007	$285,078	$65,000	$0	$350,078
EARTHQUAKE:	2007	$285,078	$65,000	$0	$350,078
FLOOD:	2007	$285,078	$65,000	$0	$350,078

	Year	Real Property	Personal Property	Bl / Rents	Totals
GRAND TOTALS:	2008	$24,285,078	$815,000	$350,000	$25,450,078
SPRINKLERED:	2008	$0	$0	$0	$0
UNSPRINKLERED:	2008	$24,285,078	$815,000	$350,000	$25,450,078
EARTHQUAKE:	2008	$24,285,078	$815,000	$350,000	$25,450,078
FLOOD:	2008	$24,285,078	$815,000	$350,000	$25,450,078

SIGNED / ACCEPTED BY: _____

DATE: _____

County.Frx

AGENDA ITEM 2 - ATTACHMENT A

SCHEDULE AND MEMORANDA ATTACHING TO AND FORMING PART OF MEMORANDUM OF COVERAGE AS AGREED BY AIG EUROPE LTD

SCHEDULE

Policy Number: As per UMR stated in the Risk Details

Interest:
As per Risk Details

Name of Assured:
As per Risk Details

Mailing Address:
As per Risk Details

Period of Insurance:
As per Risk Details

Territorial Limits:
As per Risk Details

Limits of Indemnity:
As per Risk Details

Sub Limits:
As per Risk Details

Deductibles:
As per Risk Details

Nominee for the purposes of issuing evidence of Insurance provided to Additional Named Insureds, and Mortgagees, and Loss Payees:
As per Risk Details

Notification of Claims to:
As per Risk Details

Choice of Law and Jurisdiction:
As per Risk Details

Premium:
As per Risk Details

Memoranda:
As per Risk Details

SCHEDULE OF PROGRAMME SUB-LIMITS

This policy is subject to the following sub-limits to apply excess of deductibles and over all layers combined and to apply on an any one occurrence basis unless otherwise stated

USD100,000,000	Earthquake Sprinkler Leakage
USD 75,000,000	Ordinance or Law (Building Laws, Demolition Cost and Increased Cost of Construction) in respect Earthquake Shock and Flood only, and in the Annual Aggregate
USD 50,000,000	Final Contract Value in respect of Real Property in the Course of Construction, including new projects at new locations. Includes Earthquake Shock and Flood for existing insured members reported **within 90 days**. Excludes Earthquake Shock and Flood for new insured members
USD 25,000,000	Newly Acquired Property per building or structure for existing insured members. Includes Earthquake Shock for existing insured members reported **within 90 days.**
USD 50,000,000	Newly Acquired Property per existing insured member. Includes Earthquake Shock for existing insured members reported **within 90 days.**
USD 25,000,000	Newly Acquired Property per building or structure for new insured members **reported within 90 days**. Excludes Earthquake Shock for new insured members.
USD 50,000,000	Newly Acquired Property per new insured member **reported within 90 days**. Excludes Earthquake Shock for new insured members
USD 25,000,000	Newly Acquired for all piers, docks, wharves and dams per member **reported within 90 days.** Includes Earthquake Shock and Flood for existing insured members reported within 90 days. Excludes Earthquake Shock and Flood for new insured members
USD 50,000,000	Unnamed or Temporary Locations
USD10,000,000	Flood for locations not covered for Earthquake shock and in the annual aggregate
USD 500,000	Animals
USD 250,000	Newly Acquired Fine Arts per member

SCHEDULE OF DEDUCTIBLES

Individual member deductibles apply as scheduled, each and every loss, before application of the CJPIA occurrence deductible and apply to the exhaustion of the aggregate deductible, and as a maintenance deductible after exhaustion of the aggregate deductible, as follows:

USD 100,000 per occurrence, subject to a USD1,000,000 annual aggregate

In accordance with 5) SPECIAL CONDITION AUTOMATIC COVERAGE / REPORTING CONDITIONS, should the total insurable values added during the policy period exceed 5% of the Original Values declared at inception it is hereby agreed that the annual aggregate will be adjusted upwards in the same proportion as those values that exceed 5% of the Original Values declared.

This will be calculated on a retrospective basis at the end of the policy year with the losses / claims payments being adjusted accordingly.

Notwithstanding the above, in the event of the deletion of values / members the aggregate applied will never be less than USD1,000,000 annual.

NOTE:
Gross loss inclusive of individual member's deductible, shall apply toward the aggregate

MEMBER DEDUCTIBLES:

USD 5,000 per occurrence, all perils and property including emergency vehicles and vehicles on the premises and boats

EXCEPT:
USD 1,000 per occurrence, radio and telephone equipment in vehicles
USD 1,000 per occurrence, auto physical damage – comprehensive
USD 1,000 per occurrence, auto physical damage – collision
USD 1,000 per occurrence, sea doos

FLOOD:
USD 100,000 per occurrence except USD 250,000 per occurrence, per member in respect of locations situated in Flood Zones A and V, including all suffixes of A and V

FLOOD AND/OR WAVE WASH IN RESPECT OF PIERS:
USD 500,000 per occurrence, per pier.

EARTHQUAKE SHOCK DEDUCTIBLES:
This Insurance will not pay for loss or damage caused by "earthquake shock" until the amount of loss or damage exceeds 5% per unit of insurance (Time Element coverage is considered 5% per unit of insurance) subject to a minimum deductible of USD 100,000 per occurrence. The deductible applies separately to each Insured member and to each

"earthquake shock" occurrence. This Insurance will then pay the amount of loss or damage in excess of the deductible, up to the applicable limits of insurance for "earthquake shock" at each premises. “Total values" mean the 100% value of buildings, personal property and Time Element coverage insured (using the applicable policy valuation clause), without regard to the limit of insurance.

DEDUCTIBLE PROVISIONS

A) If two or more deductible amounts provided above apply for a single `occurrence', the total to be deducted shall not exceed the largest per 'occurrence' deductible amount applicable.

B) When two deductibles are involved, the amount of loss in excess of the higher deductible will be considered as the common loss.

UNIT OF INSURANCE DEFINED:

In the application of the Earthquake Shock Deductible Clause and Apportionment of Loss Clause made a part of this Insurance, each of the following shall be considered a Separate Unit of Insurance

a) Each Separate Building or Structure
b) The Contents of each separate Building or Structure
c) Property in each Yard
d) Applicable Time Element Coverage of each separate Building or Structure

This Insurance shall not be liable for loss to any Unit of Insurance covered hereunder unless such loss exceeds the percentages stated in this Insurance of the replacement values of such Unit of Insurance at the time when such loss shall happen, and then only for its proportion of such excess.

The Deductible Provisions apply only to the Primary Insurers’ Coverage

CONTENTS

SECTION I
DECLARATIONS

1) Name of Insured
2) Mailing Address of Insured
3) Policy Period
4) Limits of Liability
4A) Optional Coverage Participation
5) Deductibles
6) Deductible Provisions
7) Unit of Insurance Defined

SECTION II
PHYSICAL DAMAGE TO PROPERTY

1) Coverage
2) Extensions of Coverage
   - A) Personal Effects
   - B) Property in Course of Construction
   - C) C)Fire Fighting Expenses
   - D) Off Premises Services Clause
   - E) Architects and Engineers Fees and Loss Adjustment Expenses
   - F) Expediting Expenses
   - G) Debris Removal
   - H) Building Laws
   - I) Demolition Cost
   - J) Increased Cost of Construction
   - K) Errors and Omissions
   - L) Animals
   - M) Valuable Papers
   - N) Transit
3) Property Not Covered
   - A) Property Exclusions
   - B) Asbestos Clean-up and Removal (WEH Asbestos Endorsement (1994))
4) Loss Payment Basis/Valuation
5) Special Condition
   Automatic Coverage/Reporting Conditions

6) Definitions
   A) Occurrence
      1) Windstorm
      2) Flood
      3) Earthquake Shock
      4) Personal Property of Others
      5) Improvements and Betterments

SECTION III
INTERRUPTION OF BUSINESS EARNINGS/EXTRA EXPENSE AND RENTAL INCOME

1) Coverage
   A) Business Interruption
   B) Extra Expense
2) Extensions of Coverage
   A) Ingress/Egress
   B) Interruption by Civil Authority
   C) Demolition and Increased Tune to Rebuild
   D) Non-Productive Property
   E) Contingent Business Interruption and/or Extra Expense and/or Rental Value
   F) Extended Period of Indemnity Extension
3) Exclusion
4) Loss Payment Valuation
   Expenses to Reduce Loss
5) Special Condition Applicable to Business Interruption/Extra Expense and Rental Value
6) Definitions
   A) Gross Earnings
   B) Merchandise
   C) Extra Expense
   D) Rental Value
   E) Period of Restoration
   F) Expediting Expense

SECTION IV
GENERAL CONDITIONS

1) Perils Covered
2) Perils Excluded
3) Territorial Limits
4) Reinstatement
5) F.O.B. Shipments
6) Protection and Preservation of Property
7) Breach of Conditions
8) Permits and Privileges
9) Protective Safeguards
10) Notice of Loss

11) Protection of Property
12) Arbitration of Value
13) Proof of Loss
14) Subrogation
15) Cancellation
16) Abandonment
17) Assignment
18) Salvage
19) Other Insurance
20) Excess Insurance
21) Right to Review Records following an Insured Loss
22) Concealment and Fraud
23) Liberalization
24) Loss Payable Clause
25) Full Waiver
26) Report of Values/Premium

SECTION V
DATA PROCESSING MEDIA

1) Coverage
   A) Property Covered
   B) Perils Covered
2) Extensions of Coverage
3) Exclusions
   A) Property Excluded
   B) Perils Excluded
4) Loss Payment Basis/Valuation
5) Definitions
   A) Active Data Processing Media
   B) Computer Virus

SECTION VI
FINE ARTS FLOATER

1) Coverage
   A) Property Covered
   B) This Floater Insures Against
   C) "Wall to Wall" ("Nail to Nail") Coverage
2) Extensions of Coverage
3) Exclusions

4) Loss Payment Basis/Valuation
   A) Valuation
5) Special Conditions
   1) Misrepresentation and Fraud
   2) Notice of Loss

3) Examination Under Oath
4) Settlement of Loss
5) No Benefit to Bailee
6) Subrogation of Loan
7) Protection of Property
8) Suits
9) Appraisal
10) Civil Authority
1 I) Conformity to Statute
12) Changes
13) Additional Covered Party(ies)
14) Packing
15) Other Insurance
16) Pair and Set

6) Definitions

SECTION VII
EXTRA EXPENSE
ELECTRONIC DATA PROCESSING

1) Coverage
   A) Measure of Recovery
2) Extensions of Coverage
3) Exclusions
4) Loss Payment Basis/Determination/Valuation
   A) Deductible
5) Special Conditions
   A) Resumption of Operations
6) Definitions
   A) Extra Expense
   B) Normal

SECTION VIII
MOBILE / CONTRACTORS EQUIPMENT

1) Coverage
2) Extensions of Coverage
3) Exclusions
4) Loss Payment Basis/Valuation
5) Special Conditions
6) Definitions

SECTION IX
ACCOUNTS RECEIVABLE

1) Coverage
2) Extensions of Coverage
3) Exclusions
4) Loss Payment Basis/Valuation
   A) Determination of Receivables; Deductions
5) Special Conditions
6) Definition
   A) Accounts Receivable

SCHEDULE OF ENDORSEMENTS

Endorsement No. 1	Property Joint Loss Adjustment Endorsement
Endorsement No. 1-A	Joint Loss Adjustment Endorsement
Endorsement No. 2	Seepage and / or Pollution and / or Contamination Exclusion; Debris Removal and Cost of Clean-Up Extension; Civil Authorities Exclusion
Endorsement No. 3	Minimum Earned Assessments
Endorsement No. 4	Lender's Loss Payable Endorsement
Endorsement No. 5	LMA5092 U.S. Terrorism Risk Insurance Act of 2002 As Amended Not Purchased Clause as attached
Endorsement No. 6	Accidental Contamination Extension
Endorsement No. 7	Automatic Additional Insureds and / or Loss Payees
Endorsement No. 8	Sub-limits of Liability
Endorsement No. 9	Priority of Payments
Endorsement No. 10	Leasehold Interest Endorsement
Endorsement No. 11	Revenue Interruption Protection
Endorsement No. 12	Additional Extensions of Coverage
Endorsement No. 13	Member List
Endorsement No. 14	Y2K Notice to Policy Holders
Endorsement No. 15	Y2K Exclusion
Endorsement No. 16	NMA2915 Electronic Data Endorsement B
Endorsement No. 17	NMA2920 Terrorism Exclusion Endorsement
Endorsement No. 18	NMA2962 Biological or Chemical Materials Exclusion
Endorsement No. 19	Mold, Mildew & Fungus Clause and Microorganism Exclusion (MAP)
Endorsement No. 20	Service of Suit Clause
Endorsement No. 21	Joint Loss Adjustment Endorsement – All Risk and Difference in Conditions
Endorsement No. 22	Course of Construction Endorsement

SECTION I

DECLARATIONS

In consideration of the premium paid by the insured to this Company, the Company agrees to insure the following per the terms and conditions herein:

1) NAME OF INSURED

CALIFORNIA JOINT POWERS INSURANCE AUTHORITY,

and its Member Agencies

and any entities or individuals for whom the Named Insured is required to provide coverage as their interests may appear and other organizations and enterprises which now exist or which hereafter may be created or acquired and which are owned, financially controlled or actively managed by the herein named interest, all jointly, severally or in any combination of their interests, for account of whom it may concern.

Lessors and other party(ies) of interest in all property of every description covered hereunder are included herein as additional Insureds for their respective rights and interests, it being understood that the inclusion hereunder of more than one covered party shall not serve to increase the Company's limit of liability.

Mortgagees to whom certificates of coverage have been issued are covered hereunder in accordance with the terms and conditions of Form 438 BFU NS, CP12 18 1091, or equivalent attached.

Loss, if any, shall be adjusted with the member agencies or insured and payable to the named insureds as their respective interests may appear, subject however, to the provisions of any mortgagees or payee clauses which may otherwise be herein provided or endorsed hereon.

It is agreed to include automatically under this Insurance the interest of additional Named Insureds and/or mortgagees and/or loss payees where applicable without advice.

2) MAILING ADDRESS OF INSURED

8081 Moody Street
La Palma, CA 90623

3) POLICY PERIOD

July 1, 2013
July 1, 2014
Both days at 12.01 a.m. Local Standard Time at the address of the property insured

4) LIMITS OF LIABILITY

The limit of liability as stated below is per occurrence and in the annual aggregate as respects the peril of earthquake shock and also in the annual aggregate as respects the peril of flood. It is also hereby understood that the inclusion hereunder of more than one Named Insured not serve to increase the Company's Limit of Liability.

The provisions of the reinstatement clause as stated elsewhere herein, are null and void as respects the perils of earthquake shock and flood.

Subject to specific exclusions, modifications, and conditions hereinafter provided, the liability of this Company in any one occurrence regardless of whether one or more of the coverages of this Policy are involved shall not exceed:

USD25,000,000	Per occurrence, all risks perils except earthquake shock and flood
USD25,000,000	any one policy year as respects flood, all agreed members
USD25,000,000	any one policy year as respects earthquake shock, all agreed members
USD10,000,000	any one policy year as respects flood for members who do not purchase earthquake shock and flood

SUB-LIMITS OF LIABILITY
USD Various see attached Endorsement No. 8

4A) OPTIONAL COVERAGE PARTICIPATION

It is understood and agreed that certain Member Agencies participate in Optional Coverage on this Policy as set forth below

OPTIONAL COVERAGES IDENTIFICATION:
A) Earthquake Shock
B) Flood
C) Licensed Vehicles
D) Contractors Equipment/Unlicensed Vehicles
E) Scheduled Fine Arts

5) DEDUCTIBLES

INDIVIDUAL MEMBER DEDUCTIBLES APPLY AS SCHEDULED, EACH AND EVERY LOSS, BEFORE APPLICATION OF THE CJPIA OCCURRENCE DEDUCTIBLE AND APPLY TO THE EXHAUSTION OF THE AGGREGATE DEDUCTIBLE AND AS A MAINTENANCE DEDUCTIBLE AFTER EXHAUSTION OF THE AGGREGATE DEDUCTIBLE, AS FOLLOWS:

USD100,000 PER OCCURRENCE SUBJECT TO A USD1,000,000 ANNUAL AGGREGATE

IN ACCORDANCE WITH 5) SPECIAL CONDITION AUTOMATIC COVERAGE / REPORTING CONDITIONS, SHOULD THE TOTAL INSURABLE VALUES ADDED DURING THE POLICY PERIOD EXCEED 5% OF THE ORIGINAL VALUES DECLARED AT INCEPTION IT IS HEREBY AGREED THAT THE ANNUAL AGGREGATE WILL BE ADJUSTED UPWARDS IN THE SAME PROPORTION AS THOSE VALUES THAT EXCEED 5% OF THE ORIGINAL VALUES DECLARED.

THIS WILL BE CALCULATED ON A RETROSPECTIVE BASIS AT THE END OF THE POLICY YEAR WITH THE LOSSES / CLAIMS PAYMENTS BEING ADJUSTED ACCORDINGLY.

NOTWITHSTANDING THE ABOVE, IN THE EVENT OF THE DELETION OF VALUES / MEMBERS THE AGGREGATE APPLIED WILL NEVER BE LESS THAN USD1,000,000 ANNUAL.

NOTE: GROSS LOSS INCLUSIVE OF INDIVIDUAL MEMBER'S DEDUCTIBLE, SHALL APPLY TOWARD THE AGGREGATE

MEMBER DEDUCTIBLES: USD 5,000 PER OCCURRENCE, ALL PERILS AND PROPERTY INCLUDING EMERGENCY VEHICLES AND VEHICLES ON THE PREMISES AND BOATS

EXCEPT:
USD 1,000 PER OCCURRENCE, RADIO AND TELEPHONE EQUIPMENT IN VEHICLES
USD 1,000 PER OCCURRENCE, AUTO PHYSICAL DAMAGE-COMPREHENSIVE
USD 1,000 PER OCCURRENCE, AUTO PHYSICAL DAMAGE – COLLISION
USD 1,000 PER OCCURRENCE, SEA DOOS

FLOOD: USD 100,000 PER OCCURRENCE EXCEPT USD 250,000 PER OCCURRENCE, PER MEMBER IN RESPECT OF LOCATIONS IN FLOOD ZONES A AND V, INCLUDING ALL SUFFIXES OF A **AND V**

FLOOD AND/OR WAVE WASH IN RESPECT OF PIERS: USD 500,000 PER OCCURRENCE, PER PIER.

EARTHQUAKE SHOCK DEDUCTIBLES:

THIS INSURANCE WILL NOT PAY FOR LOSS OR DAMAGE CAUSED BY "EARTHQUAKE SHOCK" UNTIL THE AMOUNT OF LOSS OR DAMAGE EXCEEDS 5% PER UNIT OF INSURANCE (TIME ELEMENT COVERAGE IS CONSIDERED A UNIT OF INSURANCE) SUBJECT TO A MINIMUM DEDUCTIBLE OF USD 100,000 PER OCCURRENCE. THE DEDUCTIBLE APPLIES SEPARATELY TO EACH INSURED MEMBER AND TO EACH "EARTHQUAKE SHOCK" OCCURRENCE. THIS INSURANCE WILL THEN PAY THE AMOUNT OF LOSS OR DAMAGE IN EXCESS OF THE DEDUCTIBLE, UP TO THE APPLICABLE LIMITS OF INSURANCE FOR "EARTHQUAKE SHOCK" AT EACH PREMISES SHOWN ABOVE. "TOTAL VALUES" MEAN THE 100% VALUE OF BUILDINGS, PERSONAL PROPERTY AND TIME ELEMENT COVERAGE INSURED (USING THE APPLICABLE POLICY VALUATION CLAUSE), WITHOUT REGARD TO THE LIMIT OF INSURANCE.

6) DEDUCTIBLE PROVISIONS

A) If two or more deductible amounts provided above apply for a single 'occurrence', the total to be deducted shall not exceed the largest per 'occurrence' deductible amount applicable.

B) When two deductibles are involved, the amount of loss in excess of the higher deductible will be considered as the common loss.

7) UNIT OF INSURANCE DEFINED

In the application of the Earthquake Shock Deductible Clause and the Apportionment of Loss Clause, made a part of this Endorsement, each of the following shall be considered a Separate Unit of Insurance:

(a) Each Separate Building or Structure
(b) The Contents of each Building or Structure; and
(c) Property in each Yard
(d) Applicable Time Element Coverage of each separate Building or Structure

This Company shall not be liable for loss to any Unit of Insurance covered hereunder unless such loss exceeds the percentages stated in this Policy of the replacement values of such Unit of Insurance at the time when such loss shall happen, and then only for its proportion of such excess.

The Deductible Provisions apply only to the Primary Insurers' coverage

SECTION II

PHYSICAL DAMAGE TO PROPERTY

1) COVERAGE

Subject to the terms, conditions and exclusions hereinafter contained, this Policy insures all property of every description of an insurable nature, both real (including vehicles) and personal (including improvements and betterments), of the Insured or property of others in the care, custody or control of the Insured, for which the Insured is liable or under obligation to keep insured.

It is also understood and agreed that the interest of additional covered parties and/or loss payees are automatically included.

2) EXTENSIONS OF COVERAGE

The following Extensions of Coverage do not act to increase the liability of this Company for any amount greater than stated in the Limits of Liability or Sub-limits of Liability shown in this Policy.

A) PERSONAL EFFECTS

This Policy is extended to cover only such personal effects and wearing apparel of any of the officials, employees, students and personal effects of the Insured named in this Policy for which the Insured may elect to assume liability while located in accordance with the coverage hereof, but loss, if any, on such property shall be adjusted with and payable to the Insured. This extension does not apply to the peril of Theft.

B) PROPERTY IN COURSE OF CONSTRUCTION

It is understood and agreed that as respects course of construction and remodelling projects, this Policy will provide automatic coverage subject to the following conditions:

(1) Project involves only real property additions or modifications to Insured member locations (excluding dams, piers, roads, and bridges unless specifically declared and on file with this Company), foundations and building materials including new locations.

(2) Values of the project are reported to this company in accordance with the provisions of this Policy regarding changes, additions or deletions.

(3) The peril of Earthquake Shock is excluded as respects property newly constructed, erected or assembled unless specifically declared and on file with this Company.

(4) Additional Expense Soft Cost: This coverage applies to new buildings or structures in the course of construction up to the time that the new building (s) or structure (s) is initially occupied or put to its intended use whichever occurs first.

This Company will cover your additional expenses as defined below for up to 25% of the estimated completed value of the project, not to exceed the policy limit, which results from a delay in the completion of the project beyond the date it would have been completed had no loss or damage occurred. The delay must be due to direct physical loss or damage to Covered Property and be caused by or result from a Covered Cause of Loss. We will pay covered expenses when they are incurred.

a. Additional Interest Coverage — We will pay the additional interest on money you borrow to finance construction or repair.
b. Rent or Rental Value Coverage — We will pay the actual loss of net rental income that results from delay beyond the projected completion date. But we will not pay more than the reduction in rental income less charges and expenses that do not necessarily continue.
c. Additional Real Estate Taxes or Other Assessments — We will pay the additional real estate taxes or other assessments you incur for the period of time that construction is extended beyond the completion date.
d. Additional Advertising and Promotional Expenses — We will pay the additional advertising and promotional expense that becomes necessary as a result of a delay in the completion of the project.
e. Additional Commissions Expense — We will pay the additional expenses which result from the renegotiating of leases following an interruption in the project.
f. Additional Architectural and Engineering Fees — We will pay the additional architectural and engineering fees that become necessary as a result of a delay in the completion of the project.
g. Additional License and Permit Fees — We will pay the additional license and permit fees that become necessary as a delay in the completion of the project
h. Legal and Accounting Fees — We will pay the additional legal and accounting fees you incur as a result of a delay in the completion of the project.

C) FIRE FIGHTING EXPENSES

It is understood and agreed that the Company shall be liable for the actual charges of fire fighting expenses including but not limited to those charged by municipal or private fire departments, or assumed by contract prior to loss responding to and fighting fire in/on, and/or protecting property included in coverage provided by this Policy:

D) OFF PREMISES SERVICES CLAUSE

It is understood and agreed that coverage under this Policy is extended to include physical damage, business interruption loss and/or extra expense incurred and/or sustained by the member as a result of damage to or destruction of, by the perils insured against, to property of the type not excluded by this Policy of any suppliers furnishing heat, light, power, gas, water, telephone, steam or similar services to an Insured's premises.

E) ARCHITECTS AND ENGINEERS FEES AND LOSS ADJUSTMENT EXPENSES

This Policy also insures any of the following:

(1) Architects' and engineers' fees
(2) Loss adjustment expenses including, but not limited to, auditors, consultants and accountants and excluding Public Adjusters.

F) EXPEDITING EXPENSES

It is understood and agreed that coverage under this Policy includes the reasonable extra cost of temporary repair and of expediting the repair of such damaged property of the Insured, including overtime and the extra costs of express or other rapid means of transportation.

G)DEBRIS REMOVAL

This Policy also covers expenses incurred in the removal of debris of the property covered hereunder that may be destroyed or damaged by a covered peril(s). This debris removal coverage does not apply to the cost to extract pollutants from land or water, or to remove, restore or replace polluted land, water or groundwater, unless result of a covered peril subject to a maximum limit of 25% of the total Property Damage and Business Income, combined, not to exceed USD500,000.

This agreement also insures:

The expense incurred in the removal of debris of property covered hereunder, within one thousand (1,000) feet of the Insured's premises, which may be occasioned by loss caused by any of the perils insured against in this policy. However, coverage for expense of removal of debris of property covered shall not apply to removal of:

1) any discharge, release or escape of any property, pollutant or contamination into, under or upon the land, the atmosphere or any watercourse or body of water; or

2) any fines or penalties incurred or sustained by or imposed on the Insured at the order of any government agency, court or other Authority arising from any cause whatsoever in excess of USD15,000 annually aggregated as respects all insured locations.

It is a condition precedent to recovery under this extension that the company shall have paid or agreed to pay for direct physical loss or damage to property insured hereunder and that the Insured shall give written notice of intent to claim for cost of removal of debris.

The provisions of these clauses are subject otherwise to all of the terms and conditions of this Policy and do not increase the limit of liability or amounts recoverable as specified or provided for elsewhere in this Policy.

Section II, Physical Damage to Property, is also extended to include:

H) BUILDING LAWS

The loss occasioned by the enforcement of any local or state ordinance or law regulating the construction, repair or demolition of buildings or structures, which is in force at the time such a loss occurs, which necessitates the demolition of any portion of the covered building not damaged by the covered peril(s).

I) DEMOLITION COST

The cost of demolishing any undamaged portion of the covered property including the cost of clearing the site thereof, caused by loss from any covered peril(s) under this Policy and resulting from enforcement of any local or state ordinance or law regulating the construction, repair or demolition of buildings or structures and in force at the time of loss which necessitates such demolition;

J) INCREASED COST OF CONSTRUCTION

The increased cost of repair or replacement occasioned by the enforcement of any local state ordinance or law regulating the construction, repair or demolition of buildings or structures which necessitates in repairing or replacing the building covered hereunder which has suffered damage or destruction by the covered peril(s) or which has undergone demolition, limited, however, to the minimum requirements of such ordinance or law.

K) ERRORS & OMISSIONS

No unintentional errors or omissions in description location of property or valuation of property will prejudice the Insured's right of recovery but will be reported to the Company as soon as practicable when discovered.

L) ANIMALS

Including police dogs, horses and other specially trained animals. Coverage includes refraining expenses.

M) VALUABLE PAPERS

Valuable papers or the cost to research, replace, restore or reconstruct valuable papers lost or by perils insured against while inside or outside the Insured's premises during the term of this Policy.

N) TRANSIT

Personal property of the Insured member or property held by the Insured member in trust or on commission or on consignment for which the Insured member may be held legally liable while in due course of transit, worldwide, against All Risks of Direct Physical Loss or Damage to the property insured occurring during the period of this Policy.

3) PROPERTY NOT COVERED

A) PROPERTY EXCLUSIONS

This Property Policy does not provide coverage for any of the following:

(1) Aircraft, retaining walls, piers, docks, wharves and rolling stock, unless specifically declared and on file with this Company

(2) Standing timber, bodies of water, and growing crops

(3) Land, (including land on which covered property is located), and land values

(4) Property in due course of ocean marine transit

(5) Shipment by mail after delivery into the custody of the United States Post Office

(6) Tunnels, bridges, dams, and catwalks, except those not for public use, unless specifically declared and on file with this Company

(7) Power transmission, feeder lines and underground pipes more than 1 mile from the premises of the Insured member

(8) As respects course of construction the following exclusions shall apply:

(a) The cost of making good, faulty or defective workmanship, material, construction or design, but this exclusion shall not apply to damage resulting from such faulty or defective workmanship, material, construction or design

(b) The cost of non-compliance of or delay in completion of contract

(c) The cost of non-compliance with contract conditions

(d) Contractors' equipment or tools not a part of or destined to become a part of the installation.

The following additional exclusions apply to loss or damage to animals covered under this Policy:

(1) Death of any animal(s) from natural causes.

(2) Death of any animal(s) that dies from an unknown cause unless:

(a) upon the death of such animal a post-mortem examination made of such animal by a licensed veterinarian, and if

(b) the veterinarian's post-mortem report shows the cause of death to clearly fall within the coverages of this Policy.

(3) Death of any animal(s) as a result of surgical operation, including inoculation, unless the necessity for same arises from an event covered by this Policy.

(4) The death or destruction of any animal(s) caused by, resulting from or made necessary by physical injury caused by or resulting from the activities of the injured animal or other animals unless such death or destruction is the result of any event otherwise covered by the Policy. This exclusion does not apply to the Death, destruction or injury of any covered animal while acting in the line of duty.

(5) The death of any animal(s) caused directly or indirectly by the neglect or abuse of the Insured member, his agent, employees or bailees (carriers for hire excepted) unless such loss is a result of an event otherwise covered by this Policy.

(6) The loss by death of any animal(s) as a result of parturition or abortion.

(7) Loss resulting from depreciation in value caused by any animal(s) covered-hereunder becoming unfit for or incapable of filling the function or duties for which it is kept, employed or intended unless such loss is the result of an event otherwise covered by this Policy.

(8) Loss by destruction of any animal(s) on the order of the federal or any state government, or otherwise as a result of having contracted or been exposed to any contagious or communicable disease.

(9) The removal or disposal of the remains of neither any animal(s) nor the expense thereof unless such loss is the result of an event otherwise covered by this Policy.

(10) The loss of any animal(s) that has been unnerved (the term. "unnerved" to be considered as meaning the operation of neurotomy for lameness).

(11) Any claim consequent upon delay, deterioration, or loss of use or loss of market arising from an event covered by this Policy.

B) ASBESTOS CLEAN-UP AND REMOVAL (WEH ASBESTOS ENDORSEMENT (1994))

(1) This Policy only insures asbestos physically incorporated in an insured building or structure, and then only that part of the asbestos which has been physically damaged during the policy period by one of these Listed Perils:

Fire; Explosion; Earthquake Shock; Flood, Water Damage; Lightning; Windstorm; Hail; Direct impact of vehicle, aircraft or vessel; Riot or civil commotion; vandalism or malicious mischief; or accidental discharge of fire protective equipment.

This coverage is subject to all limitations in the Policy to which this endorsement is attached and, in addition, to each of the following specific limitations:

(i) The said building or structure must be insured under this policy for damage by that Listed Peril

(ii) the Listed peril must be the immediate, sole cause of the damage to the asbestos

(iii) the Insured must report to Underwriters the existence and cost of the damage as soon as practicable after the Listed Peril first damaged the asbestos. However this policy does not insure any such damage first reported to Underwriters more than 12 (twelve) months after the

expiration, or termination, of the Policy

(iv) insurance under this Policy in respect of asbestos shall not include any sum relating to:

(a) any faults in the design, manufacture or installation of the asbestos

(b) Asbestos not physically damaged by the Listed Peril including any governmental or regulatory authority direction or request of whatsoever nature relating to undamaged asbestos.

(2) Except as set forth in the foregoing Section B, this Policy does not insure asbestos or any sum relating thereto.

4) LOSS PAYMENT BASIS/VALUATION

In case of loss to property of an Insured member covered hereunder, the basis of adjustment shall be as of the time and place of loss as follows:

(A) On all real and personal property, including property of others at the replacement value, that is replacement with materials of like kind and quality, at the time of the loss without deduction for depreciation. If property is not replaced within a reasonable period of time, then the actual cash value.

(B) On improvements and betterments at the replacement value at time of loss without deduction for depreciation. If property is not repaired or replaced within a reasonable period of time, then the actual cash value. If replaced or repaired by others for the use of the Insured member, there shall be no liability hereunder. The Company agrees to accept and consider the Insured member as sole and unconditional owner of all improvements and betterments, any contract or lease the Insured member may have made to the contrary notwithstanding.

(C) On manuscripts, mechanical drawings, patterns, electronic data processing media, books of accounting and other valuable papers, the full replacement cost of the property at the time of loss (including expenses incurred to recreate the information lost, damaged or destroyed) or what it would then cost to repair, replace or reconstruct the property with other of like kind and quality. If not repaired, replaced or reconstructed within a reasonable period of time, then not to exceed the cost of blank or unexposed material.

(D) On antique, restored or historical buildings, the cost of acquisition, relocation to the site and renovation, restoration, reproduction or reconstruction. The valuation must be of like kind and quality, with the amount recoverable limited to the schedule of values, subject to a 10% margin. In the event of a partial loss, normal replacement cost coverage as set forth in item (A) above would

apply.

(E) On property of others for which the Insured is liable under contract or lease agreement the Company's liability in the event of loss is limited to the Insured's obligation as defined in said contract or lease agreement.

(F) Recovery for loss or damage to covered vehicles and contractors' equipment/unlicensed vehicles on or off premises, we shall not be liable for more than the cost to repair or replace the same with material of like kind and quality, except when the repair costs exceed the market value of the vehicle (as established by the most recent edition of the "Kelly Blue Book"), in which case the Scheduled Limit shall apply.

(G) Animals: The stated value as per schedule on file with the Insured.

(H) The valuation of library contents is based on the raw costs of each category of books as established from the library association at time of loss. These figures do not include the "shelving cost" of each book as we recognize that not all books will be replaced. The coverage for shelving is a "valuable papers" exposure i.e. and covered elsewhere in this Policy.

Therefore, the formula for adjusting a library loss is:

# of items in a category X valuation figure + shelving cost under "valuable papers" coverage if item is replaced.

This eliminates the need to adjust each item on its specific actual cash value or replacement cost.

The actual cost per item in the final adjustment is to be computed as of the time and place of loss or damage.

Definitions

Wherever the term "actual cash value" is used as respects real property or improvements and betterments in this clause, or elsewhere herein, it shall mean replacement value less physical depreciation.

The aforementioned valuations shall also be used for the purpose of the assessment adjustment clause of this Policy.

5) **SPECIAL CONDITION**

AUTOMATIC COVERAGE/REPORTING CONDITIONS

It is understood and agreed that:

(1) The first named insured may add/delete named insured members to coverage herein provided.

(2) As respects existing insured members, this Policy is automatically extended to cover all additional property as described in this Policy and associated Business Interruption / Extra Expense which may be purchased, leased, acquired or otherwise become at the risk of existing insured members during the term of this Policy; subject to a sub-limit of USD25,000,000 per building or structure; and USD50,000,000 all property per member.

EARTHQUAKE SHOCK IS EXCLUDED FROM THIS PROVISION

(3) As respects new insured members, this Policy is automatically extended to cover all additional property as described in this Policy and associated Business Interruption / Extra Expense which may be purchased, leased, acquired or otherwise become at the risk of new insured members during the term of this Policy; subject to such increase in values being reported to this carrier within ninety (90) days of acquisition, and subject to a sub-limit of USD25,000,000 per building or structure; and USD50,000,000 for all property per member.

EARTHQUAKE SHOCK IS EXCLUDED FROM THIS PROVISION

(4) As respects existing insured members and new insured members, this Policy is automatically extended to cover all additional piers, docks, wharves and dams and associated Business Interruption / Extra Expense which may be purchased, leased, acquired or otherwise become at the risk of existing insured members and new insured members during the term of this Policy; **subject to such increase in values being reported to this carrier within ninety (90) days of acquisition;** and subject to a sub-limit of USD25,000,000 for all piers, docks, wharves and dams per member.

EARTHQUAKE SHOCK IS EXCLUDED FROM THIS PROVISION

(5) It is understood and agreed as respects Earthquake Shock

a) As respects existing insured members, this Policy is automatically extended to cover Earthquake Shock for all additional property as described in this Policy and associated Business Interruption / Extra Expense which may be purchased, leased, acquired or otherwise become at the risk of existing insured members during the term of this Policy; subject to such increase in values being reported to this carrier within ninety (90) days of acquisition, and subject to a sub-limit of

USD25,000,000 per building or structure; and USD50,000,000 for all property per member.

b) As respects new insured members automatic coverage applies for the peril of Earthquake Shock for a period of 30 clays from date of contractual requirement by any bond, certificate of participation or any similar investment, for any new locations where there is such a contractual requirement to provide Earthquake Shock coverage.

Otherwise there is no Automatic Coverage for Earthquake Shock for any other new locations

(6) This Company shall automatically cover such property and/or properties, subject to all the terms and conditions of the Policy to which this clause is attached; provided, however, that if there shall be any other insurance covering such additional property this Policy shall not attach or provide coverage thereon until liability of all such other insurance shall have first been exhausted and shall then attach and cover only for its proportion of the excess of loss, if any, over and above the amount due from such other insurance, whether valid or invalid or by solvent or insolvent insurers.

(7) Any additional or return premium declared under this clause shall be computed as follows:
All additions or deletions to schedules will be done at anniversary date, on an ensuring year basis. No additional or return premium will be required for additions or deletions during a Policy year except:

(a) New Insured Members/Insured Members Deletions:

The reporting of new/deleted named insured members to the Company and the applicable additional or return premium will be provided to/from the Company based on the date of addition/or deletion of the member.

(b) Earthquake Shock:

There is no automatic coverage for Earthquake Shock except as provided in Paragraph 5 above. In the event of any increase of the total insured values as respects Earthquake Shock, as agreed by the Company, the premium shall be charged from the date of change at rates to be agreed. In the event of any decrease of the total insured values as respects Earthquake Shock, premium will be returned from the date of change at the policy rate.

6) DEFINITIONS

A) **OCCURRENCE.** The term occurrence shall mean any one loss, disaster, casualty or series of losses, disasters or casualties, arising out of one event. When the term applies to occurrence(s) from earthquake shock, flood, and/or windstorm, the following provisions shall apply:

(1) **WINDSTORM**

Each loss by windstorm shall constitute a single claim hereunder; provided, if more than one windstorm shall occur within any period of one hundred and sixty-eight (168) hours during the term of this Policy, such windstorm shall be deemed to be a single windstorm within the meaning thereof. The Insured may elect the moment from which each of the aforesaid periods of one hundred and sixty-eight (168) hours shall be deemed to have commenced but no two such one hundred and sixty-eight (168) hour periods shall overlap. The Company shall not be liable for any loss occurring before the effective date and time of the Policy. The Company will be liable for any losses occurring for a period of up to one hundred and sixty-eight (168) hours after the expiration of this Policy provided that the first windstorm loss or damage within that one hundred and sixty-eight (168) hours occurs prior to the date and time of expiration of this Policy.

In the event of there being a difference of opinion between the Insured and the Company as to whether or not all windstorm losses sustained by the Insured during an elected period of one hundred and sixty-eight (168) hours arose out of, or was caused by a single atmospheric disturbance, the stated opinion of the United States Weather Bureau or comparable Authority in any other country or locality shall govern as to whether or not a single atmospheric disturbance continued throughout the period at the location(s) involved.

(2) FLOOD

Each loss by flood shall constitute a single loss hereunder.

(a) If any flood occurs within a period of the continued rising or overflow of any river(s) or stream(s) and the subsidence of same within the banks of such river(s) or stream(s); or

(b) If any flood results from any tidal wave or series of tidal waves caused by any one disturbance

such flood shall be deemed to be a single occurrence within the meaning of this Policy.

Should any time period referred to above extend beyond the expiration date of this Policy and commence prior to expiration, the Company shall pay all such flood losses occurring during such period as if such period fell entirely within the term of this Policy.

The Company shall not be liable, however, for any loss caused by any flood occurring before the effective date and time of this Policy or commencing after the expiration date and time of this Policy.

Flood shall mean a general condition of partial or complete inundation of normally dry land area from:

(a) overflow of inland or tidal water

(b) unusual and rapid accumulation or run off of surface waters from any source.

Flood shall also mean mudslide or mudflow, which is a river or flow of liquid mud caused by flooding as defined in (a) or (b) above.

The definition of flood does not include ensuing loss or damage CAUSED BY FIRE, EXPLOSION OR SPRINKLER LEAKAGE.

(3) EARTHQUAKE SHOCK

With respect to the peril of earthquake shock, any and all losses from this cause within a one hundred sixty-eight (168) hour period shall be deemed to be one loss. The Insured may elect the moment from which each of the aforesaid periods of one hundred sixty eight (168) hours shall be deemed to have commenced but no two such one hundred sixty eight (168) hour periods shall overlap.

The Company shall not be liable for any loss caused by an earthquake shock occurring before the effective date and time of this Policy. The Company will be liable for any losses occurring for a period of up to one hundred sixty eight (168) hours after the expiration of this Policy provided that the first earthquake shock loss or damage within that one hundred sixty eight (168) hours occurs prior to the date and time of the expiration of this Policy.

In the event of there being a difference of opinion between the Insured and the Company as to whether or not all earthquake shock losses sustained by the Insured member during an elected period of one hundred sixty eight (168) hours arose out of, or were caused by a single earthquake shock, the stated opinion of the National Earthquake Shock Information Service of the United States Department of the Interior or comparable Authority in any other country or locality shall govern as to whether or not a single earthquake shock continued throughout the period at the locations involved.

The term earthquake shock is defined as: earth movement, landslide, subsidence, earth sinking, rising or shifting, including collapse, cracking, or shifting of buildings, structures or their parts, caused by a shaking or trembling of the earth that is tectonic in origin. The definition of earthquake shock does not include ensuing loss CAUSED BY FIRE, EXPLOSION OR SPRINKLER LEAKAGE. Further Earthquake Sprinkler

Leakage is covered outside of the- "Earthquake Shock" definition and subject to the basic peril deductible.

(4) PERSONAL PROPERTY OF OTHERS

Any property (other than real property) belonging to others for which an Insured member has assumed liability. This includes but is not limited to:

– Articles of Clothing
– Jewellery
– Sound Equipment
– Fine Arts (up to the sub-limit of unscheduled fine arts)
– EDP Media & Hardware
– Valuable Papers
– Portable Electronic Equipment
– Employee Tools

This extension does not apply to the peril of Theft.

(5) IMPROVEMENTS AND BETTERMENTS

Additions or changes made by an Insured/lessee at their own expense to a building they are occupying that enhance the building's value.

S E C T I O N I I I

INTERRUPTION OF BUSINESS EARNINGS/EXTRA EXPENSE AND RENTAL INCOME

Subject to the terms, conditions and exclusions stated elsewhere herein, this Policy provides coverage for:

1) COVERAGE

(A) BUSINESS INTERRUPTION

Against loss resulting directly from interruption of business, services or rental value caused by direct physical loss or damage, resulting from a covered peril to real and/or personal property, occurring during the term of this Policy.

In the event of such loss or damage the Company shall be liable for the actual loss sustained by the Insured member for gross earnings as defined herein and rental value as defined herein resulting from such interruption of business, services, or rental value; less all charges and expenses which do not necessarily continue during interruption of business for only such length of time as would be required with the exercise of due diligence and dispatch to rebuild, repair or replace such part of the property as has been damaged or destroyed, commencing with the date of such damage or destruction and not limited by the date of expiration of this Policy. Due consideration shall be given to the continuation of normal charges and expenses including payroll expenses to the extent necessary to resume operations of the Insured member with the same quality of service which existed immediately preceding the loss.

(B) EXTRA EXPENSE

This Policy is extended to cover the necessary extra expenses as hereinafter defined, incurred by the Insured member in order to continue as nearly as practicable the normal operation of the Insured member's business following damage to or destruction of real or personal property which is owned, leased or occupied by the Insured member. In the event of such damage or destruction, the Company shall be liable for such necessary extra expense incurred for only such length of time as would be required with the exercise of due diligence and dispatch to rebuild, repair or replace such part of the

property as has been damaged or destroyed commencing with the date of damage or destruction and not limited by the date of expiration of this Policy (hereinafter referred to as the period of restoration).

2) EXTENSIONS OF COVERAGE

(A) INGRESS/EGRESS

This Policy is extended to insure the actual loss sustained during the period of time not exceeding thirty consecutive days when, as a direct result of a covered peril(s) by this Policy to property of a type insured hereunder occurring within five statute miles of an insured location, ingress to or egress from property covered by this Policy is prevented.

(B) INTERRUPTION BY CIVIL AUTHORITY

This Policy is extended to include the actual loss sustained by the Insured member, as covered hereunder, during the length of time not exceeding thirty consecutive days when, as a direct result of damage to or destruction of property of the type insured hereunder by the covered peril(s), occurring within five statute miles of an insured location, access to such described premises is specifically prohibited by order of any civil authority.

(C) DEMOLITION AND INCREASED TIME TO REBUILD

The Company shall, in the case of loss covered under this Policy, be liable also for loss to the interest covered by the Policy, occasioned by the enforcement of any local or state ordinance or law regulating the construction, repair or demolition of buildings or structures and in force at the time such loss occurs, which necessitates the demolition of any portion of the described building(s) not damaged by the covered peril(s). The Company shall also be liable for loss due to the additional period of time required for repair or reconstruction in conformity with the minimum standards of such ordinance or law of the building(s) described in this Policy damaged by a covered peril.

THE COMPANY SHALL NOT BE LIABLE UNDER THIS CLAUSE FOR:

(1) More than the limit of liability as shown elsewhere in this Policy.

(2) Any greater proportion of any loss to the interest covered by this Policy than the amount covered under this Policy on said interest bears to the total insurance and coverage on said interest, whether all such insurance contains this clause or not.

(D) NON-PRODUCTIVE PROPERTY

If the Real and/or Personal Property sustaining loss or damage does not produce an income the actual loss sustained shall be the continuing fixed charges and expenses directly attributable to such non productive property.

(E) CONTINGENT BUSINESS INTERRUPTION AND/OR EXTRA EXPENSE AND/OR RENTAL VALUE

Subject to the terms, conditions and exclusions of this Policy to which this extension is attached and to the following conditions, the business interruption, extra expense, rental value coverage provided by this Policy is extended to cover loss directly resulting from physical damage to property of the type not otherwise excluded by this Policy at supplier or customer locations (whether such location is owned by the Insured member or not) that prevents a supplier of goods and/or services to the Insured member from supplying such goods and/or services, or that prevents a recipient of goods and/or services from the Insured from accepting such goods and/or services.

(F) EXTENDED PERIOD OF INDEMNITY EXTENSION

Subject to the terms, conditions and exclusions of the Policy to which this extension is attached, the business interruption and/or extra expense and/or rental value coverage provided by this Policy is extended to provide coverage for the additional length of time required to restore the business of the Insured to the condition that would have existed had no loss occurred commencing on either

(1) the date on which the Company's liability would otherwise terminate or

(2) the date on which rebuilding, repairing or replacement of such property as has been lost, damaged or destroyed is actually completed, whichever is later.

The Company's liability under this extension shall terminate no later than twelve (12) months from the commencement date set forth above.

3) EXCLUSION

The Company shall not be liable for any increase of loss which may be occasioned by the suspension, lapse, or cancellation of any lease or license, contract or order, unless such suspension, lapse, or cancellation results directly from the interruption of business and, then this Company shall only be liable for such loss as affects the Insured member's earnings during and limited to, the period of indemnity covered under this Policy.

4) LOSS PAYMENT VALUATION
EXPENSES TO REDUCE LOSS

This Policy also covers such expenses as are necessarily incurred for the purpose of reducing loss under this section (except incurred to extinguish a fire); but in no event to exceed the amount by which loss is thereby reduced.

5) SPECIAL CONDITION APPLICABLE TO BUSINESS INTERRUPTION/EXTRA EXPENSE AND RENTAL VALUE

If the Insured member could reduce the loss resulting from the interruption of business:

(1) by complete or partial resumption of operation of the property whether or not such property be lost or damaged, or

(2) by making use of merchandise or other property at the Insured member's location or elsewhere

(such reduction shall be taken into account in arriving at the amount of the loss hereunder).

6) DEFINITIONS

A) GROSS EARNINGS

"Gross Earnings" is defined as the sum of:

(1) total net sales and

(2) other earnings derived from the operation of the business

less the cost of

(3) merchandise sold including packaging materials and

(4) materials and supplies consumed directly in supplying the service(s) sold by the Insured member, and

(5) service(s) purchased from outside (not employees of the Insured member) for resale that does not continue under contract.

No other cost shall be deducted in determining gross earnings.

In determining gross earnings, due consideration shall be given to the experience of the business before the date of loss or damage and the probable experience thereafter, had no loss occurred.

B) MERCHANDISE

Shall be understood to mean goods kept for sale by the Insured member that are not the products of manufacturing operations conducted by the Insured member.

C) EXTRA EXPENSE

The term "extra expense", whenever used in this Policy, is defined as the excess (if any) of the total cost incurred during the period of restoration chargeable to the operation of the insured's business over and above the total cost that would normally have been incurred to conduct the business during the same period had no damage or destruction occurred. Any salvage value of property obtained for temporary use during the period of restoration, which remains after the resumption of normal operations, shall be taken into consideration in the adjustment of any loss hereunder.

D) RENTAL VALUE

The term “rental value" is defined as the sum of:

(1) the total anticipated gross rental income from tenant occupancy, and

(2) the amount of all charges which are the legal obligation of the tenant(s) and which would otherwise be obligations of the Insured, and

(3) The fair rental value of any portion of said property which is occupied by the Insured, and

(4) Any amount in excess of (1), (2), and (3) (above) which is an obligation due under the terms and conditions of any revenue bond, certificate of participation or other financial instrument.

In determining rental value, due consideration shall be given to the experience before the date of loss or damage and the probable experience thereafter had no loss occurred.

E) PERIOD OF RESTORATION

The period during which business interruption and or rental interruption applies will begin on the date direct physical loss occurs and interrupts normal business operations and ends on the date that the level of income prior to the loss is restored (normal operations) with due diligence and dispatch.

F) EXPEDITING EXPENSE

The reasonable and necessary extra cost of temporary repair of property insured hereunder, including but not limited to the extra cost of express or other rapid means of transportation.

SECTION IV

GENERAL CONDITIONS

1) PERILS COVERED

Subject to the terms, conditions and exclusions stated elsewhere herein, this Policy provides insurance against all risk of direct physical loss or damage occurring during the period of this Policy.

2) PERILS EXCLUDED

This Policy does not insure against any of the following:

A) Loss or damage caused by or resulting from moths, vermin, termites, or other insects, inherent vice, latent defect, wear, tear or gradual deterioration, contamination, rust, wet or dry rot, mold, fungus, unless caused by a peril not otherwise excluded, or loss or damage by normal settling, shrinkage or expansion in building or foundation.

B) Delay or loss of markets (this exclusion shall be inapplicable to the extent inconsistent with any time element coverage provided elsewhere herein).

C) Unless otherwise endorsed, herein, breakdown or derangement of machinery and/or steam boiler explosion, unless physical loss not otherwise excluded herein ensues and then only for such ensuing loss. (This exclusion applicable only to boilers owned or controlled by Insured member.) This exclusion does not apply to data processing equipment or media.

D) Loss or damage caused by or resulting from misappropriation, conversion, inventory shortage, unexplained disappearance, infidelity or any dishonest act on the part of the Insured member, it's employees or agents or others to whom the property may be entrusted (bailees and carriers for hire excepted) or other party of interest.

E) Loss or damage caused by or resulting from electrical injury or disturbance from artificial causes to electrical appliances, devices of any kind or wiring, unless loss not otherwise excluded herein ensues and then only for such ensuing loss. This exclusion does not apply to data processing equipment or media.

F) Loss or damage to personal property resulting from shrinkage, evaporation, loss of weight, leakage, breakage of fragile articles, marring, scratching, exposure to light or change in color, texture or flavor, unless such loss is caused directly by fire or the combating thereof, lightning, windstorm, hail, explosion, strike, riot, or civil commotion, aircraft, vehicles, breakage of pipes or apparatus, sprinkler leakage, vandalism and malicious mischief, theft, attempted theft, flood or earthquake shock (earthquake shock shall apply to all locations that are scheduled for earthquake shock. This applies only to California).

G) Loss or shortage disclosed upon taking inventory or mysterious disappearance of property (except property in the custody of carriers or bailees for hire).

H) Loss caused directly or indirectly by:

(1) hostile or warlike action in time of peace or war, including action in hindering, combating or defending against an actual, impending or expected attack

(a) by any government or sovereign power (de jure or de facto) or by any Authority maintaining or using military, naval or air forces; or

(b) by military, naval or air forces; or

(c) by an agent of any such government, power, authority or forces

(2) any weapon of war employing atomic fission or radioactive force whether in time of peace or war

(3) insurrection, rebellion, revolution, civil war, usurped power, or action taken by governmental authority or hindering, combating or defending against such an occurrence, seizure or destruction under quarantine or customs regulations, confiscation by order of any government or public authority, or risks of contraband or illegal transportation or trade.

I) Loss by nuclear reaction or nuclear radiation or radioactive contamination, all whether controlled or uncontrolled, and whether such loss be direct or indirect, proximate or remote, or be in whole or in part caused by, contributed to, or aggravated by the covered peril(s) in this Policy; however, subject to the foregoing and all provisions of this Policy, direct loss by fire resulting from nuclear reaction or nuclear radiation or radioactive contamination is insured by this Policy.

J) This Policy does not provide coverage for the following, but, if physical damage not excluded by this Policy results, then only that resulting damage is insured:

(1) Defective workmanship, material, construction or design from any cause

(2) Loss or damage to the interior portion of buildings under construction from rain, sleet or snow, whether or not driven by wind, when the installation of the roof, walls and windows of such buildings has not been completed. But damage by surface water is covered.

3) TERRITORIAL LIMITS

This Policy insures property within the United States and Canada. Personal property while in transit therein is extended to worldwide coverage.

4) REINSTATEMENT

Any reduction in the amount insured hereunder due to payment of any loss or losses shall be automatically reinstated for the balance of the term of this contract except as respects to those perils that are subject to annual aggregate limitation.

5) F.O.B. SHIPMENTS

This Company shall be liable for the interest of the Insured member at sole option of the Insured member, the interest of the consignee in merchandise which has been sold by the Insured member under terms of F.O.B. point of origin or other terms usually regarded as terminating shippers' responsibility short of point of delivery.

6) PROTECTION AND PRESERVATION OF PROPERTY

This Policy covers:

A) reasonable and necessary costs incurred for actions to temporarily protect or preserve insured property; provided such actions are necessary due to actual, or to prevent immediately impending, insured physical loss or damage to such insured property

B) reasonable and necessary:

(1) fire department fire fighting charges imposed as a result of responding to a fire in, on or exposing the insured property

(2) costs incurred of restoring and recharging fire protection systems following an insured loss

(3) costs incurred for the water used for fighting a fire in, on or exposing the insured property.

This additional coverage is subject to the deductible provisions that would have applied had the physical loss or damage occurred.

7) **BREACH OF CONDITIONS**

If any breach of a clause, condition or warranty of this Company contract or Policy shall occur prior to a loss affected thereby under this Policy, such breach shall not void the Policy nor avail the Company to avoid liability unless such breach shall exist at the time of such loss under this contract or Policy, and be a contributing factor to the loss for which claim is presented hereunder, it being understood that such breach of clause or condition is applicable only to the property affected thereby. Notwithstanding the foregoing, if the Insured establishes that the breach, whether contributory or not, occurred without its knowledge or permission or beyond its control, such breach shall not prevent the Insured from recovering under this Policy.

8) PERMITS AND PRIVILEGES

Anything in the printed conditions of this Policy to the contrary notwithstanding, permission is hereby granted

A) to maintain present and increased hazards, provided that the Company is given notice as soon as reasonably practicable of any increase in hazard and reserves the right to alter the terms and conditions of the Policy accordingly.

B) to make additions, alterations, extensions, improvements and repairs, to delete, demolish, construct and reconstruct, and also to include all materials, equipment and supplies incidental to the foregoing operations of the property covered hereunder, while in, on and/or about the premises or adjacent thereto

C) for such use of the premises as usual and/or incidental to the business as conducted therein and to keep and use all articles and materials usual and/or incidental to said business in such quantities as the exigencies of the business require

D) to be or become vacant or unoccupied without limit of time.

Nor shall this Policy be prejudiced by

E) error in stating the name, number, street, or location of any building(s) and contents covered hereunder, or any error or omission involving the name or title of the Insured

F) any act or neglect of the owner of the building, if the Insured member hereunder is not the owner, or of any occupant of the within described premises other than the Insured, when such act or neglect is not within the control of the Insured named herein; or

G) by failure of the Insured to comply with any of the warranties or conditions endorsed hereon in any portion of the premises over which the Insured has no control.

9) PROTECTIVE SAFEGUARDS

The Insured shall exercise due diligence in maintaining in complete working order all protective safeguard equipment and services.

10) NOTICE OF LOSS

In the event of loss or damage insured against under this Policy, the Insured shall give immediate notice thereof to Crawford-THG, 660 S. Figueroa Street, Suite 1780, Los Angeles, CA 90017 who is hereby authorized to represent the Company in the investigation and adjustment of any loss or damage under this Policy at the expense of the company and without regard to the amount of loss or damage and/or applicable deductible if any.

11) PROTECTION OF PROPERTY

The Insured shall protect the property from further damage forthwith, separate the damaged and undamaged personal property stored in the best possible order and furnish a complete inventory of the destroyed, damaged and undamaged property. The expense for same are covered expenses under this Policy.

12) ARBITRATION OF VALUE

In case the Insured and the Company shall fail to agree as to the amount of loss, then, on the written demand of either, each shall select a competent and disinterested appraiser and notify the other of the appraisers selected. The appraiser shall first select a competent and disinterested umpire, and failing to agree upon such umpire, then, on request of the Insured or the Company such umpire shall be selected by judge of a court of record in the state in which the property covered is located.

The appraisers shall as soon as practicable, appraise the loss stating separately the loss of each item and failing to agree, shall submit their differences only to the umpire. An award in writing so itemized, of any two appraisers when filed with the Company shall determine the amount of loss. The party selecting him shall pay each appraiser and the expenses of appraisal and umpire shall be paid by the parties equally.

13) PROOF OF LOSS

The Insured shall render a signed and sworn proof of loss as soon as practical after the occurrence of a loss, stating the time, place and cause of loss, the interest of the Insured member and of all others in the property, the value thereof and the amount of loss or damage thereto.

14) SUBROGATION

In the event of any loss payment under this Policy, the Company, shall be subrogated to all the Insured's rights of recovery thereof against any person or organization and the Insured shall execute and deliver instruments and papers and do whatever else is necessary to secure such rights

As respects subrogation it is agreed that, after expenses incurred in subrogation are deducted, the Insured and the Company shall share proportionately to the extent of their respective interests as determined by the amount of their net loss. Any amount thus found to be due to either party from the other shall be paid promptly.

This Policy shall not be prejudiced by agreement made by the Insured member releasing or waiving the Insured's right to recovery against third parties responsible for the loss, under the following circumstances only:

A) If made before the loss has occurred, such agreement may run in favor of any third party

B) If made after loss has occurred, such agreement may run only in favor of a third party falling within one of the following categories at the time of loss

(1) a third party covered under this Policy, or

(2) a corporation, firm, or entity

(i) owned or controlled by the Insured member or in which the Insured owns capital stock or other proprietary interest, or

(ii) owning or controlling the Insured member or owning or controlling capital stock or other proprietary interest in the Insured

C) whether made before or after loss had occurred, such agreement must release or waive the entire Right of Recovery of the named Insured against such Third party or

D) a Tenant of the Named Insured.

15) CANCELLATION

This Policy may be cancelled by the Insured at any time by written notice or surrender of this Policy. This Policy may also be cancelled by or on behalf of the Company by delivering to the Insured or by mailing to the Insured by registered, certified or other first class mail at the Insured's address as shown in this Policy, written notice, not less than ninety (90) days prior to the Company's intent to cancel. The mailing of such notice as aforesaid shall be sufficient proof and this Policy and shall terminate at the date and hour specified in such notice. Notwithstanding what has been stated above, however, should this Policy be cancelled for non-payment of assessment, the Company shall only be required to give the Insured ten (10) days notice.

If this insurance in total shall be cancelled by the Insured, the Company shall retain the customary short rate proportion of the premium hereon. If an individual program member elects to cancel coverage mid-term, then such cancellation shall be handled on a pro-rata basis without short rate penalty.

In the event of cancellation the aggregate retention and specific limit amount shall be applied pro rata with the balance, if any, to be paid to the Insured.

Payment or tender of any unearned premium by the Company shall not be condition precedent to the effectiveness of cancellation but such payment shall be made forthwith.

Cancellation shall not effect coverage on any shipment in transit or date of cancellation. Coverage will continue in full force until such property is safely delivered and accepted at place of final destination.

16) ABANDONMENT

There shall be no abandonment to the Company of any property.

17) ASSIGNMENT

Assignment or transfer of this Policy shall not be valid except with the written consent of the Company.

18) SALVAGE

When, in connection with any loss hereunder, any salvage is received prior or subsequent to the payment of such loss, the loss shall be figured on the basis on which it would have been settled had the amount of salvage been known at the time the loss was originally determined.

19) OTHER INSURANCE

Permission is hereby granted to the Insured to carry more specific insurance on any property covered under this Policy. This Policy shall not attach or become insurance upon any property which at the time of loss is more specifically described and covered under any other policy form until the liability of such other insurance has first been exhausted and shall then cover only the excess of value of such property over and above the amount payable under such other insurance, whether collectible or not. This Policy, subject to its conditions and limitations, shall attach and become insurance upon such property as respects any peril not covered by such other insurance and not otherwise excluded herein.

In the event of a loss that is covered by other insurance, wherein this Policy is excess of any amount paid by such other insurer shall be applied to the deductible amount stated elsewhere. Should the amount paid by such other insurance exceed these deductibles, no further deductibles shall be applied under this Policy.

20) EXCESS INSURANCE

Permission is granted the Insured to maintain excess insurance over the limit of liability set forth in this Policy without prejudice to this Policy and the existence of such insurance, if any, shall not reduce any liability under this Policy. Also it is understood and agreed as respects earthquake shock or flood, that in the event of reduction or exhaustion of the aggregate limits of liability under the underlying policy(ies) by reason of loss(es) thereunder this Policy shall:

(A) in the event of reduction, pay out excess of the reduced underlying limit and

(B) in the event of exhaustion, continue in force as the underlying policy.

21) RIGHT TO REVIEW RECORDS FOLLOWING AN INSURED LOSS

The Insured as often as may be reasonably required, shall submit and so far as within their power, cause all other persons interested in the property or employees to submit to examination under oath by any person named by the Company relative to any and all matters in connection with a claim, and produce for examination all books of account, bills, invoices and other vouchers or certified copies thereof if originals be lost, at such reasonable time and place as may be designated by the Company or their representatives and shall permit extracts and copies thereof to be made.

22) CONCEALMENT AND FRAUD

This entire Policy shall be void, if whether before or after a loss, the Insured has willfully concealed or misrepresented any material facts or circumstance concerning this Policy of the subject thereof, or the interest of the Insured therein, or in case of any fraud or false swearing by the Insured relating thereto.

23) LIBERALIZATION

If during the period that coverage is in force under this Policy, or within forty-five (45) days prior to the inception date thereof, on behalf of this Insured there be adopted, or filed with an approved or accepted insurance authority, all in conformity with law, any changes in the form attached to this Policy by which this form of Policy could be extended or broadened without increased assessment charge by endorsement or substitution of form, then such extended broadened Policy shall inure to the benefit of the Insured hereunder as though such endorsement or substitution of form had been made.

24) LOSS PAYABLE CLAUSE

In the event of a loss occurring under this Policy, the loss payment will be made in favor of the member(s) submitting the claim alone, and not to the program name.

25) FULL WAIVER

The terms and conditions of this form and endorsements attached thereto are substitute for those of the policy to which it is attached, ail terms, conditions and endorsements of latter being waived.

26) REPORT OF VALUES / PREIMUM

Premium shall be computed by applying the agreed rate against values commensurate with the valuation clause. Values declared to the Company are for premium purposes only and shall not limit the recovery under any area of coverage afforded by this Policy.

SECTION V

DATA PROCESSING MEDIA

This Policy is extended to provide coverage for loss or damage to data processing media:

1) COVERAGE

A) PROPERTY COVERED

Active data processing media, being property of the Insured member or property of others for which the Insured member may be liable.

B) PERILS COVERED

This extension insures against all risks of direct physical loss or damage to the property covered except as hereinafter provided.

2) EXTENSIONS OF COVERAGE

None.

3) EXCLUSIONS

A) PROPERTY EXCLUDED

This extension does not insure accounts, bills, evidences of debt, valuable papers, records, abstracts, deeds, manuscripts or other documents except as they may be converted to data processing media form, and then only in that form, or any data processing media which cannot be replaced with other of like kind and quality.

B) PERILS EXCLUDED

This extension does not insure against loss, damage or expense resulting from or caused directly or indirectly by any of the following:

(1) Data processing media failure or breakdown or malfunction of the data processing system including equipment and component parts while said media is being run through the system unless fire or explosion ensues and then only for the loss, damage or expense caused by such ensuing fire or explosion.

(2) Dryness or dampness of atmosphere, extremes of temperature, corrosion, or rust unless directly resulting from physical damage to the data processing system's air conditioning facilities caused by a peril not excluded by the provisions of this Policy.

(3) Delay, loss of market, loss of use or interruption of business, except as provided for elsewhere in this Policy.

(4) Inherent vice, wear, tear, gradual deterioration or depreciation.

(5) Any dishonest, fraudulent or criminal act by the Insured member, a partner therein or an officer, director or trustee thereof, whether acting alone or in collusion with others.

(6) War risks or nuclear risks as excluded in the Policy to which this extension is attached.

Exclusions 1, 2, and 3 above do not apply to ensuing loss or damage unless another exclusion applies.

4) LOSS PAYMENT BASIS/VALUATION

The limit of this Company's liability for loss or damage shall not exceed:

A) The amount per article specified at the time of loss, said amount being the agreed value thereof for the purpose of this Policy.

B) As respects all other property, the full reproduction cost of the property as detailed elsewhere in this Policy; if not replaced or reproduced, blank value of media; all subject to the applicable limit of liability stated in the schedule of values.

5) DEFINITIONS

A) ACTIVE DATA PROCESSING MEDIA

Wherever used in this contract, shall mean all forms of converted data and/or program and/or instruction vehicles employed in the Insured member's data processing operation.

B) COMPUTER VIRUS

A computer program whose sole design and intent is to disrupt, destroy or otherwise cause physical damage to other valid and useful computer software.

SECTION VI

FINE ARTS FLOATER

1) COVERAGE

The provisions and stipulations of this Section shall apply only to the property covered hereunder.

If any of the property covered by this Section is also covered under any other provisions of the Policy of which this Section is made a part, those provisions are hereby amended to exclude such property, the intent being that the coverage under this Section is the sole coverage on such property.

This Policy is extended to cover fine arts, which are the property of the Insured or the property of others in the custody or control of the Insured while on exhibition or otherwise within the limits of the Continental United States and Canada.

A) PROPERTY COVERED

(1) Objects of art of every kind and description, the property of the Insured, the property of others and property in which the Insured shall have a fractional ownership interest which are owned by or have been leased, loaned, rented or otherwise made available to the Insured member. "Property" shall mean paintings, drawings, etchings, prints, rare books, manuscripts, rugs, tapestries, furniture, statuary and all other bonafide works of art and other objects of rarity, historic value, cultural interest or artistic merit, which are part of the collections of the Insured, or in the care, custody or control of the Insured, and their frames, glazing and shadow boxes.

(2) Objects of art, and property incidental thereto, the property of the Insured, or of others for which the Insured may be liable and while such property *is* on or away from the Insured's premises in accordance with the terms and conditions of this Policy.

B) THIS FLOATER INSURES AGAINST

All risks of loss of or damage to the above described property except as hereinafter provided.

C) "WALL TO WALL" ("NAIL TO NAIL") COVERAGE

This Policy covers the Insured member's property on a "Wall to Wall" ("Nail to Nail") basis, or domicile to domicile basis, as applicable, from the time said property is removed from its normal repository incidental to shipment until returned thereto or other point designated by the owner or owner's agent prior to return shipment, including while in transit to or from points of consolidation or deconsolidation, packing, repacking or unpacking, while at

such locations during such processes or awaiting shipment.

Coverage shall terminate upon arrival of the covered property at the final destination designated by the owner or owner's agent, or upon expiration of this Policy whichever may occur first, except that expiration of this Policy shall not prejudice coverage of any risk then in transit.

2) EXTENSIONS OF COVERAGE

None.

3) EXCLUSIONS

A) Loss or damage occasioned by: wear and tear, gradual deterioration, insects, vermin, inherent vice or damage sustained due to and resulting from any repairing, restoration or retouching process.

B) Loss or damage caused by or resulting from:

(1) hostile or warlike action in time of peace or war, including action in hindering, combating or defending against an actual, impending or expected attack.

(a) by any government or sovereign power (de jure or de facto), or by any authority maintaining or using military, naval or air forces, or

(b) by military, naval or air forces, or

(c) by an agent of any such government, power, authority or forces

(2) any weapon of war employing atomic fission or radioactive force whether in time of peace or war

(3) insurrection, rebellion, revolution, civil war, usurped power or action taken by governmental authority in hindering, combating or defending against such an occurrence, seizure or destruction under quarantine or customs regulations, confiscation by order of any government or public authority or risks of contraband or illegal transportation or trade.

C) Loss by nuclear reaction or nuclear radiation or radioactive contamination, all whether controlled or uncontrolled and whether such loss be direct or indirect, proximate or remote, or be in whole or in part caused by, contributed to, or aggravated by the covered perils covered against in this endorsement; however, subject to the foregoing and all provisions of this endorsement, direct loss by fire resulting from nuclear reaction or nuclear radiation or radioactive contamination is covered against by this endorsement.

4) LOSS PAYMENT BASIS/VALUATION

A) VALUATION

The valuation of each article of property covered by this Policy shall be determined as follows:

(1) Property of the Insured shall be covered for and valued at the current fair value of each article indicated on the books and records of the Insured prior to loss, according to the Insured member's valuation of each object covered.

(2) Property of others loaned to the Insured and for which the Insured may be legally liable, or which the Insured has been instructed to insure, shall be covered for and valued at the amount agreed upon for each article by the Insured and owner(s) as recorded on the books and records of the Insured prior to loss.

(3) Otherwise, in the absence of recorded current fair market values or agreed values for each article covered, the Company shall not be liable beyond the fair market value of the property at the time any loss or damage occurs. Said value shall be ascertained by the Insured and the Company or, if they differ, then the amount of value or loss shall be determined as provided in the following appraisal clause.

5) SPECIAL CONDITIONS

(1) Misrepresentation and Fraud: This entire endorsement shall be void if, whether before or after a loss, the Insured has concealed or misrepresented any material fact or circumstance concerning this Policy or the subject thereof, or the interest of the Insured therein, or in case of any fraud or false swearing by the Insured relating thereto.

(2) Notice of Loss: The Insured shall as soon as practicable report in writing to the Company or its agent every loss, damage or occurrence which may give rise to a claim under this endorsement and shall also file with the Company or its agent within ninety (90) days from the date of discovery of such loss, damage or occurrence, a detailed sworn proof of loss.

(3) Examination under Oath: The Insured, as often as may be reasonably required, shall exhibit to any person designated by the Company all that remains of any property herein described, and shall submit, and insofar as is within its power cause its employees, Insured members and others to submit to examination under oath by any person named by the Company and subscribe the same; and, as often as may be reasonably required, shall produce for examination all writings, books of account, bills, invoices and other vouchers, or certified copies thereof if originals be lost, at such reasonable time and place as may be designated by the Company or its representative and shall

permit extracts and copies thereof to be made. No such examination under oath or examination of books or documents, nor any act of the Insured member or any of its employees or representatives in connection with the investigation of any loss or claim hereunder, shall be deemed a waiver of any defense which the Insured might otherwise have with respect to any loss or claim, but all such examinations and acts shall be deemed to have been made or done without prejudice to the Company's liability.

(4) Settlement of Loss: All adjusted claims shall be paid or made good to the Insured within sixty (60) days after presentation and acceptance of satisfactory proof of interest and loss at the office of the Company. No loss shall be paid or made good if the Insured has collected the same from others.

(5) No Benefit to Bailee: This Policy shall in no way inure directly or indirectly to the benefit of any carrier or other bailee.

(6) Subrogation or Loan: If in the event of loss or damage the Insured shall acquire any right of action against any individual, firm or corporation for loss of, or damage to, property covered hereunder, the Insured will, if requested by the Company, assign and transfer such claim or right of action to the Company or, at the Company's option, execute and deliver to the Company the customary form of loan receipt upon receiving an advance of funds in respect of the loss or damage; and will subrogate the Company to, or will hold in trust for the Company, all such rights of action to the extent of the amount paid or advanced, and will permit suit to be brought in the Insured member's name under the direction of and at the expense of the Company.

(7) Protection of Property: In case of loss, it shall be lawful and necessary for the Insured member, their factors, servants and assigns, to sue, labor, and travel for, in and about the defense, safeguard and recovery of the property covered hereunder, or any part thereof, without prejudice to this Policy, nor shall the acts of the Insured or the Pool member in recovering, saving and preserving the property covered in case of loss, be considered a waiver or an acceptance of abandonment. The expenses so incurred shall be borne by the Insured member and the Company proportionately to the extent of their respective interests.

(8) Suits: No suit, action or proceeding for the recovery of any claim under this endorsement shall be sustainable in any court of law or equity unless the same be commenced within twelve (12) months next after discovery by the Insured of the occurrence which gives rise to the claim, provided however, that if by the laws of the state within which this endorsement is issued, such limitation is invalid, then any such claims shall be void unless such action, suit or proceeding he commence within the shortest limit of time permitted by the laws of such state.

(9) Appraisal: If the Insured and the Company fail to agree as to the amount of loss, each shall on the written demand of other, made within sixty (60) days after receipt of proof of loss by the Company, select a competent and disinterested appraiser, and the appraisal shall be made at a reasonable time and place. The appraisers shall first select a competent and disinterested umpire, and failing for fifteen (15) days to agree upon such umpire, then on the request of the Insured or the Company, such umpire shall be selected by a judge of a court of record in the state in which such appraisal is pending. The appraisers shall then appraise the loss, stating separately the actual cash value at the time of loss and the amount of loss, and failing to agree shall submit their differences to the umpire. An award in writing of any two shall determine the amount of loss. The Insured and the Company shall each pay their chosen appraiser and shall bear equally the other expenses of the appraisal and umpire. The Insured shall not be held to have waived any of its rights by any act relating to appraisal.

(10) Civil Authority: Property covered under this Section against the peril of fire is also covered against the risk of damage or destruction by Civil authority during a conflagration and for the purpose of retarding the same; provided that neither such conflagration nor such damage or destruction is caused or contributed to by a peril otherwise excluded herein.

(11) Conformity to Statute: Terms of this Section that are in conflict with the statutes of the state wherein this Section is issued are hereby amended to conform to such statutes.

(12) Changes: Notice to any agent or knowledge possessed by any agent or by any other person shall not effect a waiver or a change in any part of this Section or stop the Insured from asserting any right under the terms of this Section, nor shall the terms of this endorsement be waived or changed except by endorsement issued to form a part of this Section.

(13) Additional Covered Party(ies): The owner and owners defined as associations, corporations, firms, institutions, museums, persons and others who own or control collections, objects or articles who make them available to the Insured, and temporary borrowers or custodians (but not carriers, packers or shippers) of property covered, are additional Covered Party(ies) hereunder, but only as respects coverage afforded said Insured member's property.

(14) Packing: It is agreed by the Insured member that the property covered hereunder be packed and unpacked by competent packers.

(15) Other Insurance: Coverage provided by this Section is excess coverage over any other valid and collectible insurance which may apply to any objects of art for which coverage would apply under this Policy.

(16) Pair and Set: In the event of the total loss of any article or articles which are a part of a set, the Company agrees to pay the Insured the full amount of the value of such set and the Insured agrees to surrender the remaining article or articles of the set to the Company.

6) DEFINITIONS

Fine Arts includes but is not limited to:

Paintings, rare books, manuscripts, pictures, prints, etchings, drawings, tapestries, bronzes, statuary potteries, porcelains, marbles and other bonafide works of art or items of rarity or historical value of the Insured member or in their care, custody or control.

SECTION VII

EXTRA EXPENSE

ELECTRONIC DATA PROCESSING

1) COVERAGE

This extension insures against the necessary extra expense as hereinafter defined, incurred by the Insured in order to continue, as nearly as practicable the normal operation of its business, immediately following damage to or destruction of the data processing system including equipment and component parts thereof and data processing media therefor, owned, leased, rented or under the control of the Insured member, as a direct result of all risks of physical loss or damage, but in no event to exceed the amount indicated in the declarations.

The extension is extended to include actual loss sustained, as covered hereunder, during the period of time, hereinafter defined,

(1) when as a direct result of a covered peril, the premises in which the property is located is so damaged as to prevent access to such property or

(2) when as a direct result of a covered peril, the air conditioning system or electrical system necessary for the operation of the data processing equipment is so damaged as to reduce or suspend the Insured member's ability to actually perform the operations normally performed by the data processing system.

This extension is further extended to include necessary extra expense incurred by the Insured member as covered hereunder, during the length of time, not exceeding four (4) consecutive weeks, when as a direct result of damage to or destruction of property adjacent to the premises herein described by the covered perils, access to such described premises is specifically prohibited by order of Civil authority.

A) MEASURE OF RECOVERY

If the above described property is destroyed or so damaged by the covered perils occurring during the term of this extension so as to necessitate the incurrence of extra expense (as defined in this extension), this Company shall be liable for the extra expense so incurred, not exceeding the actual loss sustained, for not exceeding such length in time, hereinafter referred to as the "Period of Restoration", commencing with the date of damage or destruction and not limited by the date of expiration of this Policy, as shall be required with the exercise of due diligence and dispatch to repair, rebuild or replace such part of said property as may be destroyed or damaged.

This Company's liability during the determined period of restoration, shall be limited to the declared amount per period of time indicated in the declarations (if a time period is declared), but in no event to exceed the amount of coverage provided.

2) EXTENSIONS OF COVERAGE

None

3) EXCLUSIONS

This extension does not insure extra expense incurred as a result of the following perils:

A) The suspension, lapse, or cancellation of any lease, license, contract or order except as a result of physical damage caused by an insured peril.

B) Interference at premises by strikers or other persons with repairing or replacing the property damaged or destroyed or with the resumption or continuation of the Insured's occupancy.

C) Loss or destruction of accounts, bills, evidences of debt, valuable papers, records, abstracts, deeds, manuscripts or other documents except as they may be converted to data processing media form and then only in that form.

D) Loss of or damage to property rented or leased to others while away from the premises of the Insured.

E) Error in machine programming or instructions to machine.

F) Inherent vice, wear, tear, gradual deterioration or depreciation.

G) Any dishonest, fraudulent or criminal act by the Insured member, a partner therein or an officer, director or trustee thereof, whether acting alone or in collusion with others.

H) Damage due to mechanical failure, faulty construction, error in design unless fire or explosion ensues, and then only for loss, damage or expense caused by such ensuing fire or explosion.

I) Delay or loss of market.

J) War or nuclear risks as excluded in the Policy to which this extension is attached.

4) LOSS PAYMENT BASIS/DETERMINATION/VALUATION

A) DEDUCTIBLE

Each and every loss occurring hereunder shall be adjusted separately and from the amount of each such loss when so adjusted the amount indicated in the declarations shall be deducted.

5) SPECIAL CONDITION

A) RESUMPTION OF OPERATIONS

As soon as practicable after any loss, the Insured member shall resume complete or partial business operations of the property herein described and, in so far as practicable, reduce or dispense with such additional charges and expenses as are being incurred.

6) DEFINITIONS

A) EXTRA EXPENSE

The term "Extra Expense" wherever employed in this extension is defined as the excess (if any) of the total cost during the period of restoration of the operation of the business over and above the total cost of such operation that would normally have been incurred during the same period had no loss occurred; the cost in each case to include the expense of using other property or facilities of other concerns or other emergency expenses. In no event however, shall this Company be liable for loss of profits or earnings resulting from diminution of business, nor for any direct or indirect property damage loss insurable under property damage policies, or for expenditures incurred in the purchase, construction, repair or replacement of any physical property unless incurred for the purpose of reducing any loss under this extension not exceeding, however, the amount in which the loss is so reduced. Any salvage value of the property so acquired that may be sold or utilized by the Insured member upon resumption of normal operations, shall be taken into consideration in the adjustment of any loss hereunder.

B) NORMAL

The term "normal" wherever used in this extension shall mean: the condition that would have existed had no loss occurred

SECTION VIII

MOBILE / CONTRACTORS EQUIPMENT

1) COVERAGE

This extension covers only mobile machines, including equipment thereof while attached thereto or located thereon, such as bulldozers, drag lines, power shovels, derricks, drills, concrete mixers and other machinery of a mobile nature.

This extension insures against all risks of direct loss or damage to the above described property from any external cause except as provided below.

A) Loss or damage due to wear, tear, rust, corrosion, latent defect, mechanical breakage, or improper assemblage.

B) Loss or damage due to the weight of the load imposed on the machine exceeding the capacity for which such machine was designed.

C) Loss or damage to crane or derrick boom(s) and jib(s) of lattice construction while being operated unless directly caused by fire, lightning, hail, windstorm, earthquake shock, explosion, riot, riot attending a strike, civil commotion, actual physical contact with an aircraft or airborne missile including objects falling therefrom, collision with other vehicles or other contractors equipment whether or not such other equipment is covered hereunder, landslide, or upset of the unit of which it is a part (but only when and to the same extent that such other perils are covered by the Policy).

D) Loss or damage due to explosion arising from within steam boilers.

E) Loss or damage to dynamos, exciters, lamps, switches, motors or other electrical appliances or devices, including wiring, caused by lightning or other electrical currents (artificial or natural) unless fire ensues and then for the loss by fire only.

F) Loss or damage due to dishonesty of Insured member's employees or persons to whom the Insured member's property is entrusted.

G) Loss or damage caused by or contributed to failure of the Insured member to keep and maintain the property in a thorough state of repair.

H) Loss or damage caused by or resulting from:

(1) hostile or warlike action in time of peace or, including action in hindering, combating or defending against an actual, impending or expected attack

(a) by any government or sovereign power (de jure or de facto) or by any authority maintaining using military, naval or air forces, or

(b) any military, naval or air forces, or

(c) by an agent of any such government, power, authority or forces

(2) any weapon of war employing atomic fission or radioactive force whether in time of peace or war

(3) insurrection, rebellion, revolution, civil war, usurped power, or action taken by governmental authority in hindering, combating or defending against such an occurrence, seizure or destruction under quarantine or customs regulations, confiscation by order of any government or public authority, or risks of contraband or illegal transportation or trade.

I) Loss by nuclear reaction or nuclear radiation or radioactive contamination, all whether controlled or uncontrolled, and whether such loss be direct or indirect, proximate or remote, or be in whole or in part caused by, contributed to, or aggravated by the peril(s) covered against in this endorsement; however, subject to the foregoing and all provisions of this Policy, direct loss by fire resulting from nuclear reaction or nuclear radiation or radioactive contamination is covered against by this Policy.

2) EXTENSIONS OF COVERAGE

None.

3) EXCLUSIONS

A) Automobiles, motorcycles, motor trucks, or parts thereof.

B) Buildings used as camps or otherwise.

C) Machinery or equipment or building materials to be installed in any building for the purpose of becoming a part thereof; nor on any property which has become a permanent part of any structure.

D) Property that is located underground.

E) Property while waterborne except while being transported on any regular ferry.

F) Storage risks at premises controlled or leased by the Insured member, except where incidental to the regular or frequent use of the equipment or property.

G) Plans, blue prints, designs or specifications.

4) LOSS PAYMENT BASIS/VALUATION

See Section II, Item 4.F

5) SPECIAL CONDITION

This extension covers only within the limits of the United States of America and Canada.

It is a condition of this Policy that all articles covered hereunder are in sound condition at the time of attachment of this Policy.

6) DEFINITIONS

Contractors' Equipment shall include but is not limited to:

Land vehicles including equipment and apparatus attached thereto, whether or not self-propelled and not subject to motor vehicle registration.

SECTION IX

ACCOUNTS RECEIVABLE

1) COVERAGE

This Policy covers the loss of or damage to the Insured member's records of accounts receivable as defined below, occurring during the Policy period as a result of direct physical loss or damage as insured by this Policy.

2) EXTENSIONS OF COVERAGE

None.

3) EXCLUSIONS

This Policy does not apply:

A) To loss due to any fraudulent, dishonest or criminal act by the Insured member, a partner therein, or an officer, director or trustee thereof, while working or otherwise and whether acting alone or in collusion with others.

B) To loss due to bookkeeping, accounting or billing errors or omissions.

C) To loss, the proof of which as to factual existence, is dependent upon an audit of records or an inventory computation; but this shall not preclude the use of such procedures in support if claim for loss which the Insured member can prove through evidence wholly apart therefrom, is due solely to a risk of loss to records of accounts receivable not otherwise excluded hereunder.

D) To loss due to alteration, falsification, manipulation, concealment, destruction or disposal of records of accounts receivable committed to conceal the wrongful giving, taking, obtaining or withholding of money, securities or other property, but only to the extent of such wrongful giving, taking, obtaining or withholding.

4) LOSS PAYMENT BASIS/VALUATION

A) DETERMINATION OF RECEIVABLES; DEDUCTIONS

When there is proof that a loss covered by this endorsement has occurred but the Insured cannot accurately establish the total amount of accounts receivable outstanding as of the date of such loss, such amount shall be based on the Insured's monthly statements and shall be computed as follows:

(1) Determine the amount of all outstanding accounts receivable at the end of the same fiscal month in the year immediately proceeding the year in

which the loss occurs

(2) Calculate the percentage of increase or decrease in the average monthly total of accounts receivable for the twelve (12) months immediately preceding the month in which the loss occurs as compared with such average for the months of the preceding year

(3) The amount determined under (1) above, increased or decreased by the percentage calculated under (2) above, shall be the agreed total amount of accounts receivable as of the last day of the fiscal month in which said loss occurs

(4) The amount determined under (3) above shall be increased or decreased in conformity with the normal fluctuations in the amount of accounts receivable during the fiscal month involved, due consideration being given to the experience of the business since the last day of the last fiscal month for which statement has been rendered.

There shall be deducted from the total amount of accounts receivable, however established, the amount of such accounts evidenced by records not lost or damaged or otherwise established or collected by the member, and an amount to allow for probable bad debts which would normally have been uncollectible by the Insured. All unearned interest and service charges shall be deducted.

5) SPECIAL CONDITIONS

None.

6) DEFINITION

A) ACCOUNTS RECEIVABLE

(1) All sums due the Insured member from customers, provided the Insured member is unable to effect collection thereof as the direct result of loss or damage to records of accounts receivable.

(2) Interest charges on any loan to offset impaired collections pending repayment of such sums made uncollectible by such loss or damage.

(3) Collection expense in excess of normal collection cost and made necessary because of such loss or damage.

(4) Other expenses, when reasonably incurred by the Insured, in re-establishing records of accounts receivable following such loss or damage.

ENDORSEMENT NO. 1

PROPERTY JOINT LOSS ADJUSTMENT ENDORSEMENT

In the event of damage to or destruction of property at a location designated in this Policy and also designated in an excess insurance policy(ies) and if there is disagreement between the Insurers with respect to:

1) whether such damage or destruction was caused by a single event or by multiple events or

2) the extent of participation of this Policy and any excess insurance policy in a loss covered against partially or wholly, by one of said Policy or policy(ies).

This Company shall, upon written request of the Insured, pay to the Insured one-half of the amount of the loss which is in disagreement, but in no event more than this Company would have paid if there had been no excess insurance or policy(ies) in effect, subject to the following conditions:

(1) the amount of loss which is in disagreement after making provisions for any undisputed claims payable under the said policy(ies) and after the amount of the loss is agreed by the Insured and the insurers is limited to the minimum amount remaining payable under either the primary insurance policy or excess insurance policy(ies)

(2) the excess insurers shall simultaneously pay to the Insured one-half of the said amount which is in disagreement and,

(3) the payments by the insurers hereunder and acceptance of the same by the member signify the agreement of the insurers to submit to and proceed with arbitration within ninety(90) days of such payments.

The arbitrators shall be three (3) in number, one of whom shall be appointed by the excess insurer(s) and one of whom shall be appointed by the Insured and the third appointed by consent of the other two, and the decision by the arbitrators shall be binding on the insurers and the Insured, and that judgment upon such award may be entered in any court of competent jurisdiction.

(4) The Insured agrees to cooperate in connection with such arbitration but not to intervene therein.

ALL OTHER TERMS AND CONDITIONS REMAIN UNCHANGED

ENDORSEMENT NO. 1 A

JOINT LOSS ADJUSTMENT ENDORSEMENT

In the event of damage to or destruction of property at a location designated in this Policy and also designated in a Boiler and Machinery policy(ies) and there is disagreement between the Insurers with respect to:

(1) Whether such damage or destruction was caused by an accident insured against by this policy or by a peril insured against by such Boiler and Machinery policy(ies) or

(2) The extent of participation of this Policy and of such Boiler and Machinery Insurance policy(ies) in a loss which is insured against, partially or wholly, by one or all of said policies.

This Company shall, upon written request of the Insured, pay to the Insured one-half of the amount of the loss which is in disagreement, but in no event more than this Company would have paid if there had been no Boiler and Machinery policy(ies) in effect, subject to the following conditions:

(1) The amount of loss which is in disagreement after making provisions for any undisputed claims payable under the said policy(ies) and after the amount of the loss is agreed by the Insured and the Insurers, is limited to the minimum amount remaining payable under either the Boiler and Machinery policy(ies) or this Policy

(2) The Boiler and Machinery Insurer(s) shall simultaneously pay to the Insured one-half of the said amount which is in disagreement

(3) The payments by the Company hereunder and acceptance of the same by the Insured signify the agreement of the Company to submit to and proceed with Arbitration within ninety(90) days of such payments.

The Arbitrators shall be three (3) in number, one of whom shall be appointed by the Boiler Insurer(s) and one of whom shall be appointed by the Company hereon and the third appointed by consent of the other two, and the decision by the Arbitrators shall be binding on the Insurers and that judgment upon such award may be entered in any Court of Competent Jurisdiction.

(4) The Insured agrees to cooperate in connection with such arbitration but not to intervene therein.

ALL OTHER TERMS AND CONDITIONS REMAIN UNCHANGED

ENDORSEMENT NO. 2

SEEPAGE AND / OR POLLUTION AND / OR CONTAMINATION EXCLUSION

Notwithstanding any provision in the Policy to which the endorsement is attached, this Policy does not insure against loss, damage, costs or expenses in connection with any kind or description of seepage and / or pollution and / or contamination, direct or indirect, arising from any cause whatsoever.

Nevertheless if fire is not excluded from this Policy and a fire arises directly or indirectly from seepage and / or pollution and / or contamination, any loss or damage covered under this Policy arising directly from that fire shall, (subject to the terms, conditions and limitations of the Policy) be covered.

However, if the covered property is the subject of direct physical loss or damage for which the Insured has paid or agreed to pay, then this Policy (subject to its terms, conditions and limitations) insures against direct physical loss or damage to the property covered hereunder caused by resulting seepage and / or pollution and / or contamination.

The Insured shall give notice to the company of Intent to claim **NO LATER THAN TWELVE (12) MONTHS AFTER THE DATE OF THE PHYSICAL LOSS OR DAMAGE.**

DEBRIS REMOVAL AND COST OF CLEAN UP EXTENSION

Notwithstanding the provisions of the preceding exclusions in this endorsement or any provision respecting seepage and/or pollution and/or contamination, and/or debris removal and/or cost of clean up in the Policy to which this endorsement is attached, in the event of direct physical loss or damage to the property covered hereunder, this Policy (subject otherwise to its terms, conditions and limitations, including but not limited to any applicable deductible) also insures, within the sum covered:

(a) expenses reasonably incurred in removal of debris of the property hereunder destroyed or damaged from the premises of the Insured member and/or covered party;

and/or

(b) cost of clean up at the premises of the Insured member made necessary as a result of such direct physical loss or damage;

PROVIDED that this Policy does not insure against the costs of decontamination or removal of water, soil or any other substance on or under such premises.

It is a condition precedent to recovery under this extension that the Company shall have paid or agreed to pay for direct physical loss or damage to the property covered hereunder unless such payment is precluded solely by the operation of any deductible and that the Insured shall give notice to the Company of intent to claim for cost of removal of

debris or cost of clean up **NO LATER THAN TWELVE (12) MONTHS AFTER THE DATE OF SUCH PHYSICAL LOSS OR DAMAGE.**

CIVIL AUTHORITIES EXCLUSION

Notwithstanding any of the preceding provisions of this endorsement or any provision of the Policy to which this endorsement is attached, this Policy does not insure against loss, damage, costs, expenses, fines or penalties incurred or sustained by or imposed on the Insured member at the order of any government agency, court or other civil authorities arising from any cause whatsoever.

Nothing in this endorsement shall override any radioactive contamination exclusion clause in the Policy to which this endorsement is attached.

Nothing herein contained shall be held to vary, alter, waive or extend any of the terms, conditions, or limitations of the Policy to which this endorsement is attached other than as above stated.

ALL OTHER TERMS AND CONDITIONS REMAIN UNCHANGED

ENDORSEMENT NO. 3

MINIMUM EARNED ASSESSMENTS

It is understood and agreed that this Policy is subject to 25% minimum earned assessments regardless of time in force.

ALL OTHER TERMS AND CONDITIONS REMAIN UNCHANGED

ENDORSEMENT NO. 4

LENDER'S LOSS PAYABLE ENDORSEMENT

1. Loss or damage, if any, under this policy, shall be paid to the Payee named on the first page of this policy, its successors and assigns, hereinafter referred to as "the Lender", in whatever form or capacity its interests may appear and whether said interest be vested in said Lender in its individual or in its disclosed or undisclosed fiduciary or representative capacity, or otherwise, or vested in a nominee or trustee of said Lender.

2. The insurance under this policy, or any rider or endorsement attached thereto, as to the interest only of the Lender, its successors and assigns, shall not be invalidated nor suspended: (a) by any error, omission, or change respecting the ownership, description, possession, or location of the subject of the insurance or the interest therein, or the title thereto; (b) by the commencement of foreclosure proceedings or the giving of notice of sale of any of the property covered by this policy by virtue of any mortgage or trust deed; (c) by any breach of warranty, act, omission, neglect, or non-compliance with any of the provisions of this policy, including any and all riders now or hereafter attached thereto, by the named insured, the borrower, mortgagor, trustor, vendee, owner, tenant, warehouseman, custodian, occupant, or by the agents of either or any of them or by the happening of any event permitted by them or either of them, or their agents, or which they failed to prevent, whether occurring before or after the attachment of this endorsement, or whether before or after a loss, which under the provisions of this policy of insurance or of any rider or endorsement attached thereto would invalidate or suspend the insurance as to the named insured, excluding herefrom, however, any acts or omissions of the Lender while exercising active control and management of the property.

3. In the event of failure of the insured to pay any premium or additional premium which shall be or become due under the terms of this policy or on account of any change in occupancy or increase in hazard not permitted by this policy, this Company agrees to give written notice to the Lender of such non-payment of premium after sixty (60) days from and within one hundred and twenty (120) days after due date of such premium and it is a condition of the continuance of the rights of the Lender hereunder that the Lender when so notified in writing by this Company of the failure of the insured to pay such premium shall pay or cause to be paid the premium due within ten (10) days following receipt of the Company's demand in writing therefor. If the Lender shall decline to pay said premium or additional premium, the rights of the Lender under this Lender's Loss Payable Endorsement shall not be terminated before ten (10) days after receipt of said written notice by the Lender.

4. Whenever this Company shall pay to the Lender any sum for loss or damage under this policy and shall claim that as to the insured no liability therefor exists, this Company, at its option, may pay to the Lender the whole principal sum and interest and other indebtedness due or to become due from the insured, whether secured or unsecured, (with refund of all interest not accrued), and this Company, to the extent of such payment, shall thereupon receive a full assignment and transfer, without recourse, of the debt and all rights and securities held as collateral thereto.

5. If there be any other insurance upon the within described property, this Company shall be liable under this policy as to the Lender for the proportion of such loss or damage that the sum hereby insured bears to the entire insurance of similar character on said property under policies held by, payable to and expressly consented to by the Lender. Any Contribution Clause included in any Fallen Building Clause Waiver or any Extended Coverage Endorsement attached to this contract of insurance is hereby nullified, and also any Contribution Clause in any other endorsement or rider attached to this contract of insurance is hereby nullified except Contribution Clauses for the compliance with which the insured has received reduction in the rate charged or has received extension of the coverage to include hazards other than fire and compliance with such Contribution Clause is made a part of the consideration for insuring such other hazards. The Lender upon the payment to it of the full amount of its claim, will subrogate this Company (pro rata with all other insurers contributing to said payment) to all of the Lender's rights of contribution under said other insurance.

6. This Company reserves the right to cancel this policy at any time, as provided by its terms, but in such case this policy shall continue in force for the benefit of the Lender for ten (10) days after written notice of such cancellation is received by the Lender and shall then cease.

7. This policy shall remain in full force and effect as to the interest of the Lender for a period of ten (10) days after its expiration unless an acceptable policy in renewal thereof with loss thereunder payable to the Lender in accordance with the terms of this Lender's Loss Payable Endorsement, shall have been issued by some insurance company and accepted by the Lender.

8. Should legal title to and beneficial ownership of any of the property covered under this policy become vested in the Lender or its agents, insurance under this policy shall continue for the term thereof for the benefit of the Lender but, in such event, any privileges granted by this Lender's Loss Payable Endorsement which are not also granted the insured under the terms and conditions of this policy and/or under other riders or endorsements attached thereto shall not apply to the insurance hereunder as respects such property.

9. All notices herein provided to be give by the Company to the Lender in connection with this policy and this Lender's Loss Payable Endorsement shall be mailed to or delivered to the Lender at its office or branch described on the first page of the policy.

Approved;
Board of Fire Underwriters of the Pacific,
California Bankers' Association
Committee on Insurance.

ALL OTHER TERMS AND CONDITIONS REMAIN UNCHANGED

ENDORSEMENT NO. 5

U.S. TERRORISM RISK INSURANCE ACT OF 2002 AS AMENDED NOT PURCHASED CLAUSE

This Clause is issued in accordance with the terms and conditions of the "U.S. Terrorism Risk Insurance Act of 2002" as amended as summarized in the disclosure notice.

It is hereby noted that the Underwriters have made available coverage for "insured losses" directly resulting from an "act of terrorism" as defined in the "U.S. Terrorism Risk Insurance Act of 2002" as amended ("TRIA") and the Insured has declined or not confirmed to purchase this coverage.

This Insurance therefore affords no coverage for losses directly resulting from any "act of terrorism" as defined in TRIA except to the extent, if any, otherwise provided by this policy.

All other terms, conditions, insured coverage and exclusions of this Insurance including applicable limits and deductibles remain unchanged and apply in full force and effect to the coverage provided by this Insurance.

21/12/2007
LMA5092
Form approved by Lloyd's Market Association

ALL OTHER TERMS AND CONDITIONS REMAIN UNCHANGED

ENDORSEMENT NO. 6

ACCIDENTAL CONTAMINATION EXTENSION

In consideration of the premium charged and notwithstanding the terms, conditions and stipulations contained in the Policy (except as regards the Policy term and limits of liability), including all other endorsements attached thereto, to which this endorsement is attached this Policy is hereby extended to cover Business Interruption and Property Damage loss from accidental contamination from any source to insured Property, as covered by this Policy, including expenses necessarily incurred to clean up, remove and dispose of contaminated substances so as to restore the Insured Property as covered by this Policy to the same condition as existed prior to loss, all as a result of accidental contamination, discharge or dispersal is itself caused by fire, lightning, impact from aircraft, explosion, riot, civil commotion, smoke, collapse, vehicles, windstorm, hail, vandalism, malicious mischief or leakage and accidental discharge from automatic fire protective systems whereupon this extension shall provide coverage up to USD 1,000,000 annual aggregate for all properties combined, of liability provided by this Policy.

For the purposes of this extension the term "Insured Property" as covered by this Policy, it is held to include land, (including Land on which Covered Property is located), and Land Values, as part of the above stated sublimit, whether or not the same are excluded by this Policy. It being specifically understood and agreed that this extension shall not afford coverage to land, (including land on which Covered Property is located), and land Values for loss in excess of the USD 1,000,000 sublimit liability stated above and shall be subject to a 180 day reporting period.

It is further understood and agreed that this extension shall not override anything contained in Asbestos Clean Up and Removal in this policy.

The sublimit of liability stated above forms part of the limit(s) of liability provided by this Policy and does not increase it (them).

ALL OTHER TERMS AND CONDITIONS REMAIN UNCHANGED

ENDORSEMENT NO. 7

AUTOMATIC ADDITIONAL INSUREDS AND/OR LOSS PAYEES

It is hereby understood and agreed that the interest of Additional Insureds and/or Loss Payees is automatically included, as per Schedule on File with Broker.

ALL OTHER TERMS AND CONDITIONS REMAIN UNCHANGED

ENDORSEMENT NO. 8
SUB-LIMITS OF LIABILITY

It is hereby understood and agreed, the following Sub-limits of Liability, stated below, referenced on Page 11, Section I, Declarations, are made part of this Policy:

USD 100,000,000	Earthquake Sprinkler Leakage
USD 75,000,000	Ordinance or Law (Building Laws, Demolition Cost and Increased Cost of Construction) in respect Earthquake Shock and Flood only, and in the Annual Aggregate
USD 50,000,000	Final Contract Value in respect of Real Property in the Course of Construction, including new projects at new locations. Includes Earthquake Shock and Flood for existing insured members **reported within 90 days**. Excludes Earthquake Shock and Flood for new insured members
USD 25,000,000	Newly Acquired Property per building or structure for existing insured members. Includes Earthquake Shock for existing insured members **reported within 90 days**.
USD 50,000,000	Newly Acquired Property per existing insured member. Includes Earthquake Shock for existing insured members **reported within 90 days**.
USD 25,000,000	Newly Acquired Property per building or structure for new insured members **reported within 90 days**. Excludes Earthquake Shock for new insured members.
USD 50,000,000	Newly Acquired Property per new insured member **reported within 90 days**. Excludes Earthquake Shock for new insured members
USD 25,000,000	Newly Acquired for all piers, docks, wharves and dams per member **reported within 90 days**. Includes Earthquake Shock and Flood for existing insured members **reported within 90 days**. Excludes Earthquake Shock and Flood for new insured members
USD 50,000,000	Unnamed or Temporary Locations
USD 10,000,000	Flood for locations not covered for Earthquake Shock, and in the Annual Aggregate
USD 500,000	Animals
USD 250,000	Newly Acquired Fine Arts per member

ALL OTHER TERMS AND CONDITIONS REMAIN UNCHANGED

ENDORSEMENT NO. 9

PRIORITY OF PAYMENTS

In the event of loss caused by or resulting from more than one peril or coverage, the limit of liability of the primary/underlying coverage shall apply first to the peril(s) or coverage(s) not insured by this policy and the remainder, if any, to the peril(s) or coverage(s) insured hereunder. Upon exhaustion of the limit of liability of the primary/underlying coverage, this policy shall then be liable for loss uncollected from the peril(s) or coverage(s) insured hereunder, subject to the limit of liability and the other terms and conditions as specified.

ALL OTHER TERMS AND CONDITIONS REMAIN UNCHANGED

ENDORSEMENT NO. 10

LEASEHOLD INTEREST ENDORSEMENT

In the event of physical loss or damage of the type insured against by this Policy to real property of the type insured by this Policy which is leased by the Insured, this Policy is extended to cover:

(1) If as a result of such loss or damage the property becomes wholly untenantable or unusable and the lease agreement requires continuation of the rent, the Company shall indemnify the Insured for the actual rent payable for the unexpired term of the lease, or

(2) If as a result of such loss or damage the property becomes partially untenantable or unusable and the lease agreement requires continuation of the rent, the Company shall indemnify the Insured for the proportion of the rent applicable thereto, or

(3) If as a result of such loss or damage the lease is cancelled by the lessor pursuant to the lease agreement or by operation of law, the Company shall indemnify the Insured for its Lease Interest for the first three months following such loss or damage and for its Net Lease Interest for the remaining unexpired term of the lease

provided, however, that the Company shall not be liable for any increase in the amount recoverable hereunder resulting from the suspension, lapse or cancellation of any license, or from the Insured exercising an option to cancel the lease; or from any act or omission of the Insured which constitutes a default under the lease; and provided further that the Insured shall use any suitable property or service owned or controlled by the Insured or obtainable from another source to reduce the loss hereunder.

The following definitions shall apply to this coverage:

(1) Lease Interest means the excess rent paid for the same or similar replacement property over actual rent payable plus cash bonuses or advance rent paid (including any maintenance or operating charges) for each month during the unexpired term of the Insured's lease.

(2) Net Lease Interest means that sum which placed at 8% interest compounded annually would equal the Lease Interest (less any amounts otherwise payable hereunder).

ALL OTHER TERMS AND CONDITIONS REMAIN UNCHANGED

ENDORSEMENT NO. 11
REVENUE INTERRUPTION PROTECTION

1) Type of revenue to be covered: XX Sales Tax, XX Property Tax, XX Other - whenever the word "Revenue" appears in this form, it shall mean only such revenue as specified.

2) Except as hereinafter or heretofore excluded, this Policy covers only against loss resulting directly from necessary interruption of revenue as specified above collected by or due to the member/entity caused by damage to or destruction of any of the real or personal property as described and referred to any contribution property(ies) and which is not operated by the Insured against all risks of direct physical loss or damage during the term of this Policy, which wholly or partially prevents the generation of revenue for the account of the Insured.

3) In the event of such damage or destruction, the Company shall be liable, with limitations as indicated, if the following conditions (A) and (B) are both met:

(A) The total revenue is reduced to less than 97.5% of the insured's anticipated revenue had no loss occurred.

(B) The Company shall be liable for the actual loss sustained by the insured from direct damage by perils insured to one or more contributing properties which results in the interruption of revenue for only the length of time as would be required with exercise of due diligence and dispatch to rebuild, replace or repair the contributing property commencing with the date of damage to the contributing property, but not limited by the expiration date of this Policy.

Such loss recovery after deductible shall be limited to whichever is the least of:

1. The limit insured on the Policy

2. The actual loss sustained

3. The difference in amount between 97.5% of the anticipated revenue and the actual total revenue after the loss.

4) **DEDUCTIBLE**: Each loss or series of losses arising out of one event at each location shall be adjusted separately and from the aggregate amount of all such losses 2.50% of the annual revenue value shall be deducted.

ALL OTHER TERMS AND CONDITIONS REMAIN UNCHANGED

ENDORSEMENT NO. 12

ADDITIONAL EXTENSIONS OF COVERAGE

SUBJECT TO THE TERMS AND CONDITIONS OF THE POLICY OF WHICH THIS ENDORSEMENT FORMS A PART, IT IS HEREBY UNDERSTOOD AND AGREED THAT THE FOLLOWING, ADDITIONAL EXTENSIONS OF COVERAGE ARE INCLUDED:

A) BRANDS, LABELS, AND TRADEMARKS

If the Insured decides to stamp salvage and/or remove brands, labels, trademarks, or information that carriers or implies your guarantee or warranty on your Covered Property from covered causes of loss, we will pay your expenses to perform those tasks and the relabeling of the property in compliance with the requirements of the law.

B) CONSEQUENTIAL DAMAGE

When damaged by covered causes of loss, without the intervention of any other independent cause, results in a sequence of events which causes physical loss or damage not otherwise excluded to other covered property, we will cover the resulting physical loss or damage and the actual loss sustained under Business Income coverage during the time period as would be required with the exercise of due diligence and dispatch to repair or replace the damaged property.

C) CONSEQUENTIAL REDUCTION IN VALUE

We will pay for the reduction in value of insured components or parts of products due to covered causes of loss to other components or parts of such products.

D) EXHIBITION, EXPOSITION, FAIR OR TRADE SHOW

We will pay for covered causes of loss to your Personal Property situated on the premises of any exhibition, exposition, fair or trade show.

E) IMPOUNDED WATER

We will pay for covered causes of loss to Covered Property and Business Income resulting from the lack of adequate water supply stored behind dams or in reservoirs on the Described Premises; only if the water is used as a raw material, for power or for other manufacturing purposes and the water is released from storage as a result of damage to, or destruction of the dam, reservoir, or control equipment due to covered causes of loss.

Coverage is limited to thirty (30) consecutive days after the length of time required,

with the exercise of due diligence and dispatch to repair or replace the damaged or destroyed dam, reservoir or control equipment.

F) REWARD

We will pay a reward to any individual or group (except you, the officers of your insured corporation or your partners), for the capture of, or for information which results in the arrest and conviction, of any, any person(s) related to covered loss or damage to Buildings and Personal Property.

G) WATER BACKUP FROM SEWER OR DRAIN

We will pay for covered causes of loss to Covered Property from water that backs up from a sewer or drain.

H) REAL PROPERTY DEFINITION is extended to include paths, walks, walkways, fences, driveways, awnings, signs, canopies, and landscaping, where values are included in the Real Property values reported and on file with this Company.

I) PREMISES definition is extended to 1,000 feet of the Insured's Real Property.

J) UNNAMED OR TEMPORARY LOCATIONS

We will pay, for covered causes of loss, excluding Flood and Earthquake Shock, to Property at any other location (including buildings or structures, owned, occupied or which the Insured is obligated to maintain insurance) located within the territorial limitations set by this policy: Coverage provided by this clause is subject to the terms and conditions of this policy.

ALL OTHER TERMS AND CONDITIONS REMAIN UNCHANGED

ENDORSEMENT NO. 13

MEMBER LIST

CITY OF AGOURA HILLS
AGOURA HILLS CALABASAS COMMUNITY CENTER AUTHORITY
CITY OF ALISO VIEJO
TOWN OF APPLE VALLEY
CITY OF ARROYO GRANDE
CITY OF ARTESIA
CITY OF ATASCADERO
CITY OF BELL GARDENS

CITY OF BELLFLOWER
CITY OF BELVADERE

BIG BEAR CITY COMMUNITY SERVICES DISTRICT
CITY OF BIG BEAR LAKE
CITY OF BISHOP

BLACK GOLD COOPERATIVE LIBRARY SYSTEM
CITY OF BRADBURY
CITY OF BRAWLEY
CITY OF BUELLTON

CITY OF CALABASAS
CITY OF CALEXICO
CALIFORNIA JPIA
CITY OF CAMARILLO
CITY OF CARPINTERIA
CITY OF CERRITOS

CERRITOS CENTER FOR PERFORMING ARTS
CITY OF CHINO HILLS
CITY OF CLAREMONT
COACHELLA VALLEY ASSOCIATION OF GOVERNMENTS
COASTAL ANIMAL SERVICES AUTHORITY
CITY OF COMMERCE
CITY OF CUDAHY

CITY OF LAWNDALE
CITY OF LOMA LINDA

CITY OF LOMITA
CITY OF LOS ALAMITOS
CITY OF MALIBU
TOWN OF MAMMOTH LAKES

MIDPENINSULA REGIONAL OPEN SPACE DISTRICT
CITY OF MISSION VIEJO
MONTEREY PENINSULA REGIONAL PARK DISTRICT

CITY OF MOORPARK

CITY OF MORRO BAY
MOUNTAIN AREA REGIONAL TRANSIT AUTHORITY
CITY OF NEEDLES

CITY OF NORWALK
CITY OF OJAI
CITY OF PALM DESERT
CITY OF PALOS VERDES ESTATES
CITY OF PARAMOUNT
CITY OF PASO ROBLES
CITY OF PICO RIVERA
CITY OF PISMO BEACH
CITY OF PORT HUENEME
CITY OF PORT HUENEME HOUSING AUTHORITY
CITY OF POWAY

CITY OF RANCHO PALOS VERDES
CITY OF ROLLING HILLS
CITY OF ROLLING HILLS ESTATE

CITY OF ROSEMEAD
CITY OF SAN CLEMENTE
CITY OF SAN DIMAS

CITY OF DANA POINT
DESERT RECREATION DISTRICT
CITY OF DIAMOND BAR
CITY OF DUARTE
CITY OF EL CENTRO
EASTERN SIERRA TRANSIT AUTHORITY
CITY OF FILLMORE
CITY OF FOUNTAIN VALLEY
CITY OF GOLETA
CITY OF GRAND TERRACE
CITY OF GROVER BEACH
CITY OF GUADALUPE
CITY OF HAWAIIAN GARDENS
CITY OF HIDDEN HILLS
CITY OF IMPERIAL
CITY OF INDIAN WELLS
CITY OF INDIO
CITY OF IRWINDALE
CITY OF LA CANADA/FLINTRIDGE
CITY OF LA HABRA HEIGHTS
CITY OF LA MIRADA
CITY OF LA PALMA
CITY OF LA PUENTE
CITY OF LA VERNE
CITY OF LAGUNA NIGUEL
CITY OF LAGUNA WOODS
CITY OF LAKE ELSINORE
CITY OF LAKE FOREST
CITY OF LAKEWOOD
CITY OF SAN GABRIEL
CITY OF SAN JUAN CAPISTRANO
CITY OF SAN LUIS OBISPO
CITY OF SAN MARCOS
CITY OF SAN MARINO
CITY OF SANTA FE SPRINGS
CITY OF SANTA PAULA
CITY OF SEAL BEACH
CITY OF SEASIDE
CITY OF SIERRA MADRE
CITY OF SIGNAL HILL
SOUTHERN CALIFORNIA ASSOCIATION OF GOVERNMENTS
CITY OF SOLVANG
CITY OF SOUTH EL MONTE
CITY OF SOUTH PASADENA
SOUTHEAST AREA ANIMAL CONTROL AUTHORITY
CITY OF TEMPLE CITY
VENTURA PORT DISTRICT
CITY OF VILLA PARK
CITY OF WALNUT
WEST CITIES COMMUNITY CENTER JPA
CITY OF WEST HOLLYWOOD
CITY OF WESTLAKE VILLAGE
LA IMPACT
CITY OF SAN JOSE

ENDORSEMENT NO. 14

Y2K NOTICE TO POLICY HOLDERS

NO COVERAGE IS PROVIDED BY THIS POLICYHOLDER NOTICE NOR CAN IT BE CONSTRUED TO REPLACE ANY PROVISION OF YOUR POLICY. YOU SHOULD READ YOUR POLICY AND REVIEW YOUR DECLARATIONS PAGE FOR COMPLETE INFORMATION ON THE COVERAGES YOU ARE PROVIDED. IF THERE IS ANY CONFLICT BETWEEN THE POLICY AND THIS SUMMARY, THE PROVISIONS OF THE POLICY SHALL PREVAIL.

An exclusion has been added to your policy to explicitly state that coverage is not provided for loss caused by a computer's inability, or that of computerized or other electronic equipment, to properly recognize a particular date or time. An example of this is a loss caused by the inability of the computer to recognize the year 2000 (Y2K). However, coverage is provided under certain circumstances: if the computer's inability to recognize a date or time results in a covered cause of loss—for example, fire—the loss resulting from that fire will be covered.

If you are interested in purchasing coverage for Y2K incidents that could potentially affect your business operations, you should contact your insurance carrier or its agent.

ALL OTHER TERMS AND CONDITIONS REMAIN UNCHANGED

ENDORSEMENT NO. 15

Y2K EXCLUSION

A. This Policy does not insure against loss or damage caused directly or indirectly by any of the following. Such loss is excluded regardless of any other cause or event that contributes concurrently or in any sequence to the loss or damage.

1. The failure, malfunction or inadequacy of:

(a) Any of the following, whether belonging to any Insured or to others:

(1) computer hardware, including micro-processors;
(2) computer application software;
(3) computer operating systems and related software;
(4) computer networks;
(5) microprocessors (computer chips) not part of any computer system;
or
(6) any other computerized or electronic equipment or components; or

(b) Any other products, and any services, data or functions that directly or indirectly use or rely upon, in any manner, any of the items listed in paragraph A.1.a of this endorsement due to the inability to correctly recognize, process, distinguish, interpret or accept one or more dates or times. An example includes but is not limited to the inability of computer software to recognize the year 2000.

2. Any advice, consultation, design, evaluation, inspection, installation, maintenance, repair, replacement or supervision provided or done by the Insured or for the Insured to determine, rectify or test for, any potential or actual problems described in paragraph A.1. of this endorsement.

B. If an excluded cause of loss as described in Paragraph A. of this endorsement results in a loss not otherwise excluded, the Company will pay only for the loss caused by a peril not otherwise excluded.

C. The Company will not pay for repair, replacement or modification of any items in Paragraphs A.1.a. and A.1.b. of this endorsement to correct any deficiencies or change any features.

ALL OTHER TERMS AND CONDITIONS REMAIN UNCHANGED.

ENDORSEMENT NO.16

ELECTRONIC DATA ENDORSEMENT B

1. Electronic Data Exclusion

Notwithstanding any provision to the contrary within the Insurance or any endorsement thereto, it is understood and agreed as follows:

(a) This Insurance does not insure loss, damage, destruction, distortion, erasure, corruption or alteration of ELECTRONIC DATA from any cause whatsoever (including but not limited to COMPUTER VIRUS) or loss of use, reduction in functionality, cost, expense of whatsoever nature resulting therefrom, regardless of any other cause or event contributing concurrently or in any other sequence to the loss.

ELECTRONIC DATA means facts, concepts and information converted to a form useable for communications, interpretation or processing by electronic and electromechanical data processing or electronically controlled equipment and includes programmes, software and other coded instructions for the processing and manipulation of data or the direction and manipulation of such equipment.

COMPUTER VIRUS means a set of corrupting, harmful or otherwise unauthorised instructions or code including a set of maliciously introduced unauthorised instructions or code, programmatic or otherwise, that propagate themselves through a computer system or network of whatsoever nature. COMPUTER VIRUS includes but is not limited to 'Trojan Horses', 'worms' and 'time or logic bombs'.

(b) However, in the event that a peril listed below results' from any of the matters described in paragraph (a) above, this Insurance, subject to all its terms, conditions and exclusions, will cover physical damage occurring during the Insurance period to property insured by this Insurance directly caused by such listed peril.

Listed Perils

All Covered Perils

2. Electronic Data Processing Media Valuation

Notwithstanding any provision to the contrary within the Insurance or any endorsement thereto, it is understood and agreed as follows:

Should electronic data processing media insured by this Insurance suffer physical loss or damage insured by this Insurance, then the basis of valuation shall be the cost of the blank media plus the costs of copying the ELECTRONIC DATA from back-up or from originals of a previous generation. These costs will include research and engineering and costs of recreating, gathering or assembling such ELECTRONIC DATA. If the media is not repaired, replaced or restored the basis of valuation shall be the cost of the blank media. However this Insurance does not insure any amount pertaining to the value of such ELECTRONIC DATA to the Assured or any other party, even if such ELECTRONIC DATA cannot be recreated, gathered or assembled.

25/01/01
NMA2915

ALL OTHER TERMS AND CONDITIONS REMAIN UNCHANGED

ENDORSEMENT NO. 17

TERRORISM EXCLUSION ENDORSEMENT

Notwithstanding any provision to the contrary within this insurance or any endorsement thereto it is agreed that this insurance excludes loss, damage, cost or expense of whatsoever nature directly or indirectly caused by, resulting from or in connection with any act of terrorism regardless of any other cause or event contributing concurrently or in any other sequence to the loss.

For the purpose of this endorsement an act of terrorism means an act, including but not limited to the use of force or violence and/or the threat thereof, of any person or group(s) of persons, whether acting alone or on behalf of or in connection with any organization(s) or government(s), committed for political, religious, ideological or similar purposes including the intention to influence any government and/or to put the public, or any section of the public, in fear.

This endorsement also excludes loss, damage, cost or expense of whatsoever nature directly or indirectly caused by, resulting from or in connection with any action taken in controlling, preventing, suppressing or in any way relating to any act of terrorism.

If the Underwriters allege that by reason of this exclusion, any loss, damage, cost or expense is not covered by this insurance the burden of proving the contrary shall be upon the Assured.

In the event any portion of this endorsement is found to be invalid or unenforceable, the remainder shall remain in full force and effect.

08/10/01
NMA2920

ALL OTHER TERMS AND CONDITIONS REMAIN UNCHANGED.

ENDORSEMENT NO. 18

BIOLOGICAL OR CHEMICAL MATERIALS EXCLUSION

It is agreed that this Insurance excludes loss, damage, cost or expense of whatsoever nature directly or indirectly caused by, resulting from or in connection with the actual or threatened malicious use of pathogenic or poisonous biological or chemical materials regardless of any other cause or event contributing concurrently or in any other sequence thereto.

NMA2962
06/02/03
Form approved by Lloyd's Market Association (Non-Marine)

ALL OTHER TERMS AND CONDITIONS REMAIN UNCHANGED.

ENDORSEMENT NO. 19
MOLD, MILDEW & FUNGUS CLAUSE AND MICROORGANISM EXCLUSION (MAP)
(Time Limit & Sublimit)

A. This policy only insures physical loss or damage to insured property by mold, mildew or fungus when directly caused by a peril insured by this Policy occurring during the policy period.

This coverage is subject to all limitations in the policy to which this endorsement is attached and, in addition, to each of the following specific limitations:

1. The said property must otherwise be insured under this policy for physical loss or damage by that peril.

2. The insured must report to the Company the existence and cost of the physical loss or damage by mold, mildew or fungus as soon as practicable, but no later than twelve (12) months after the peril first caused any physical loss or damage to insured property during the policy period. This policy does not insure any physical loss or damage by mold, mildew or fungus first reported to the Company after that twelve (12) month period.

3. Regardless of circumstance or other policy provisions, the maximum amount insured and payable under this policy for all mold, mildew or fungus caused by or resulting from such peril is USD10,000 per occurrence for all parts of any claim and in total USD100,000 in the aggregate for the policy period. This sublimit applies to all sections or extensions of the policy combined under which any claim arises or is made.

B. Except as set forth in the foregoing Section A, this policy does not insure any loss, damage, claim, cost, expense or other sum directly or indirectly arising out of or relating to:

mold, mildew, fungus, spores or other microorganism of any type, nature, or description, including but not limited to any substance whose presence poses an actual or potential threat to human health.

This exclusion applies regardless whether there is (i) any physical loss or damage to insured property; (ii) any insured peril or cause, whether or not contributing concurrently or in any sequence; (iii) any loss of use, occupancy, or functionality; or (iv) any action required, including but not limited to repair, replacement, removal, cleanup, abatement, disposal, relocation, or steps taken to address medical or legal concerns.

ALL OTHER TERMS AND CONDITIONS REMAIN UNCHANGED

ENDORSEMENT NO. 20

Notwithstanding the following Service of Suit Clause that shall apply, the Insured has the right to elect governing law between the state where the loss occurs and their head office address.

SERVICE OF SUIT ENDORSEMENT

In the event of the failure of the Company to pay any amount claimed to be due hereunder, the Company, at the request of the Insured, will submit to the jurisdiction of any court of competent jurisdiction within the United States. Nothing in this condition constitutes or should be understood to constitute a waiver of the Company's rights to commence an action in any court of competent jurisdiction in the United States to remove an action to a United States District Court or seek a transfer of a case to another court as permitted by the laws of the United States or of any state in the United States. It is further agreed that service of process in such suit may be made upon Mendes & Mount, 445 S. Figueroa Street, 38th Floor, Los Angeles CA 90071-1601, and that in any suit instituted against the Company upon this contract, the Company will abide by the final decision of such court or of any appellate court in the event of an appeal.

Further, pursuant to any statute of any state, territory or district of the United States which makes provision therefore, the Company designates the Superintendent, Commissioner or Director of Insurance, or other officer specified for that purpose in the statute, or his successor or successors in office as its true and lawful attorney upon whole may be served any lawful process in any action, suit, or proceeding instituted by or on behalf of the Insured or any beneficiary hereunder arising out of this contract of insurance, and hereby designates the above named Counsel as the person to whom the said officer is authorized to mail such process or a true copy thereof

ALL OTHER TERMS AND CONDITIONS REMAIN UNCHANGED

ENDORSEMENT NO. 21

JOINT LOSS ADJUSTMENT
ALL RISK AND DIFFERENCE IN CONDITIONS

In the event of damage to or destruction of property, at a location designated in a "Difference in Conditions" policy and also designated in a Fire or All Risk Insurance policy(ies) and there is a disagreement between the insurers with respect to:

1. Whether such damage or destruction was caused by an accident insured against by a "Difference in Conditions" policy or by a peril insured against by such Fire or All Risk Insurance policy(ies) or

2. The extent of participation of a "Difference in Conditions" policy and of such Fire or All Risk Insurance policy(ies) in a loss which is insured against, partially or wholly, by one or all of said policies.

The companies shall, upon written request of the insured, pay to the insured one-half of the amount of the loss which is in disagreement, but in no event more than each company would have paid if there had been no other policy(ies) in effect, subject to the following conditions:

1. The amount of loss which is in disagreement, after making provisions for any undisputed claims payable under the said policies and after the amount of the loss is agreed by the insured and the insurers, is limited to the minimum amount remaining payable under either the Fire or All Risk policy(ies) or Difference in Conditions policy(ies);

2. Each insurer(s) shall simultaneously pay to the insured one,-half of the said amount which is in disagreement:

3. The payments by the insurers hereunder and acceptance of the same by the insured signify the agreement of the insurers to submit to and proceed with arbitration within ninety (90) days of such payments;

The arbitrators shall be three (3) in number, one of whom shall be appointed by the Fire or All Risk Insurer(s) and one of Whom shall be appointed by the Difference in Conditions Insurer(s) arid the third appointed by consent of the other two, and the decision by the arbitrators shall be binding on the insurers and that judgment upon such award may be entered in any court of competent jurisdiction.

ALL OTHER TERMS AND CONDITIONS REMAIN UNCHANGED

ENDORSEMENT NO. 22

COURSE OF CONSTRUCTION ENDORSEMENT

It is hereby noted and agreed that Course of Construction projects for all members, including new projects at new locations, are automatically covered hereon for All Risks coverage excluding Flood and Earthquake Shock, subject to the applicable account rate.

As respects existing insured members, this Policy is automatically extended to cover Earthquake Shock and Flood for property in the course of construction at the applicable account rate, subject to such projects being reported to this carrier within ninety (90) days of attachment.

However, should members require Earthquake Shock and Flood coverage, projects must be declared and agreed by Insurers prior to attachment.

ALL OTHER TERMS AND CONDITIONS REMAIN UNCHANGED

LA-RICS

LOS ANGELES REGIONAL INTEROPERABLE COMMUNICATIONS SYSTEM AUTHORITY

2525 Corporate Place, Suite 200
Monterey Park, California 91754
(323) 881-8291

PATRICK J. MALLON
EXECUTIVE DIRECTOR

May 28, 2014

Board of Directors
Los Angeles Regional Interoperable Communications System ("LA-RICS") Authority
(the "Authority")

Dear Directors:

APPROVE SITE ACCESS AGREEMENTS WITH THE COUNTY OF LOS ANGELES, CITY OF DIAMOND BAR AND THE CITY OF INDUSTRY

SUBJECT

Board approval is requested to delegate authority to the Executive Director to finalize and execute one or more Site Access Agreements with the County of Los Angeles, the City of Diamond Bar and the City of Industry.

RECOMMENDED ACTION:

It is recommended that your Board:

1. Find that the approval and execution of the Site Access Agreements by the LA-RICS Authority does not result in any change to the PSBN project, or to the circumstances under which the project is being undertaken, and that the determination that these activities are exempt from review under the California Environmental Quality Act (CEQA) pursuant to Public Resources Code Section 21080.25, the statutory exemption adopted specifically for the LA-RICS project, remains unchanged.

2. Authorize the Executive Director to finalize and execute, substantially similar in form, one or more Site Access Agreements with the County of Los Angeles, the City of Industry and the City of Diamond Bar. These Site Access Agreements are for the Long Term Evolution (LTE) broadband communication sites within their respective jurisdictions.

BACKGROUND

At the May 16, 2013 Board meeting, your Board directed staff to begin negotiations with various jurisdictions for Site Access Agreements ("SAAs") for licensing the use of specific sites to the Authority for its use as a Land Mobile Radio ("LMR") and/or Long Term Evolution ("LTE") broadband communication site. With respect to LTE, discussions and negotiations with various cities and the County of Los Angeles, who own the parcels where LA-RICS intends to install the LTE infrastructure, have been ongoing since that time and has resulted in the attached Site

AGENDA ITEM 3

Access Agreements. Attachment A is the SAA with the County of Los Angeles, Attachment B is the SAA with the City of Industry, and Attachment C is the SAA with the City of Diamond Bar. Proposed locations covered by the SAAs for the County, City of Industry and City of Diamond Bar are listed in Attachment D.

By entering into the Site Access Agreements with these three jurisdictions, the three jurisdictions will provide the Authority with a license to use a portion of their owned or leased property for use as a Long Term Evolution (LTE) broadband communications site(s). The licensed site(s) would include all necessary space and easements for access and utilities to construct, install, operate, maintain and repair an unmanned LTE communications facility. A brief summary of relevant provisions follow below:

	County of Los Angeles	**City of Diamond Bar**	**City of Industry**
Number of Sites	91	1	1
Term	In Effect Until Terminated	In Effect Until Terminated	In Effect Until Terminated
Lease Cost*	Gratis	Gratis	Gratis
Zoning Requirements	Exempt	Exempt	Expedited process
Ministerial Permitting Costs	Waived	Waived	Waived

* LA-RICS will, however, pay for any incremental cost in utilities at these sites resulting from its operations.

By granting approval for the execution of the SAAs with these jurisdictions, it will assist in keeping the LTE project schedule on track, and make the goal of interoperable communications in Los Angeles County a reality. Each of these jurisdictions are also moving on parallel paths to secure approval from their respective governing bodies, with the City of Industry already securing its approval from City Council on May 22, 2014.

PURPOSE/JUSTIFICATION OF RECOMMENDED ACTION

The purpose of the recommended action is to provide the Executive Director authorization to execute the attached Site Access Agreements with the County of Los Angeles, the City of Diamond Bar and the City of Industry for the implementation of the LA-RICS LTE installations.

FISCAL IMPACT/FINANCING

There is no fiscal impact.

ENVIRONMENTAL DOCUMENTATION

On March 6, 2014, the Board determined that design, construction, implementation, operation, and maintenance of the PSBN project (also known as the Long Term Evolution (LTE) Project) collectively and individually at the 231 sites where PBSN infrastructure will be constructed, installed, operated and maintained, including those sites identified on Attachment D, are exempt from review under the California Environmental Quality Act (CEQA) pursuant to Public Resources Code Section 21080.25, the statutory exemption adopted specifically for the LA-RICS project. Approval of the Site Acquisition Agreements does not result in any change to the PSBN project, or to the circumstances under which the project is being undertaken, and the determination that these activities are exempt from CEQA remains unchanged. As the CEQA Lead Agency, the LA-RICS Authority has determined that all of the LTE sites, including those covered by the attached Site Access Agreements the statutory exemption. This determination is supported by substantial evidence in the custody of the Authority, which is incorporated in relevant part into the record of proceedings for these Site Access Agreements.

Upon the your approval of the recommended actions, a Notice of Exemption for the Site Access Agreements will be filed with the Registrar Recorder/County Clerk pursuant to Section 15062 of the State CEQA Guidelines.

FACTS AND PROVISIONS/LEGAL REQUIREMENT

The Authority's counsel has reviewed the recommended action.

Respectfully submitted,

PATRICK J. MALLON
EXECUTIVE DIRECTOR

PJM:wst

c: Counsel to the Authority

Attachments

SITE ACCESS AGREEMENT

THIS SITE ACCESS AGREEMENT ("Agreement"), is made and entered into in duplicate original this _____ day of _____, 2014,

BY AND BETWEEN — **COUNTY OF LOS ANGELES,** a body corporate and politic, hereinafter referred to as "Owner"

AND — **THE LOS ANGELES REGIONAL INTEROPERABLE COMMUNICATIONS SYSTEM AUTHORITY,** a Joint Powers Authority, hereinafter referred to as "LA-RICS Authority."

RECITALS:

WHEREAS, Owner is a member of the LA-RICS Authority, which was established pursuant to a Joint Powers Agreement dated January 2009 ("JPA") for the purpose of coordinating governmental services to establish a wide-area interoperable public safety communications network commonly known as LA-RICS;

WHEREAS, Owner owns certain real property described on Exhibit A attached hereto ("Real Property"); and

WHEREAS, Owner desires to license the use of a portion of the Real Property to the LA-RICS Authority for use as a Long Term Evolution ("LTE") broadband communication site; and

WHEREAS, the parties hereto acknowledge that: (a) LA-RICS AUTHORITY has retained Motorola Solutions, Inc. ("LMR Vendor") to design, construct, and perform services with respect to a regional interoperable LTE telecommunications system as a part of the LA-RICS; (b) the LA-RICS AUTHORITY has retained Motorola Solutions, Inc. ("LTE Vendor") to design and construct a regional interoperable Broadband telecommunications system as a part of the LA-RICS; (c) the federal First Responder Network Authority may, or may not, retain one or more vendors (collectively, the "First Net Parties"), to design and construct a national interoperable LTE telecommunications system of which the LA-RICS may be a part; and (d) any of the LA-RICS Authority member agencies may assume the LA-RICS Authority's rights and obligations under this Agreement and/or may perform services with respect to this LA-RICS; and

WHEREAS, LA-RICS AUTHORITY is willing to accept and exercise the rights granted by this Agreement for use of a LTE site located on the Real Property in accordance with the terms and conditions prescribed herein.

DRAFT

NOW, THEREFORE, in consideration of the foregoing recitals, which are hereby deemed a contractual part hereof, and the mutual promises, covenants, and conditions set forth herein, the parties hereto agree as follows:

1. **LTE SITE**

1.01 Owner hereby licenses to the LA-RICS AUTHORITY and LA-RICS AUTHORITY hereby accepts from Owner on the terms and conditions set forth herein, the use of land within a portion of the Real Property, together with all necessary space and easements for access and utilities to install and operate an unmanned LTE communication facility, consisting of the parcels of land shown on Exhibit Aattached hereto and incorporated herein by this reference (the "LTE Site").

1.02 The LA-RICS AUTHORITY acknowledges its personal inspection of the LTE Site and the surrounding area and evaluation of the extent to which the physical condition thereof will affect its operations. The LA-RICS AUTHORITY accepts the LTE Site in its as-is condition with no duty to investigate, and Owner makes no warranty, express or implied, as to the suitability of the LTE Site or the Real Property for the LA-RICS AUTHORITY's use; its physical condition, including the condition and stability of the soils or groundwater on or under any of the Real Property; and the presence of pollutants or contaminants therein.

1.03 LA-RICS AUTHORITY, the LTE Vendor and/or the First Net Parties may make or construct or cause to be made or constructed additions, alterations, repairs, replacements or other changes to the LTE Site at the LA-RICS AUTHORITY's expense in accordance with all of the terms and conditions of this Agreement.

1.04 LA-RICS AUTHORITY hereby acknowledges the title of the Owner or its successors in the Real Property and covenants and agrees never to assail, contest, or resist said title.

1.05 Ownership of all improvements constructed by the LA-RICS AUTHORITY upon each and every site comprising the LTE Site and all alterations, additions or betterments thereto shall remain with the LA-RICS AUTHORITY or other agencies as may be provided by any applicable LA-RICS grant requirements. The LA-RICS AUTHORITY may remove any of its own improvements to the Real Property at any time during the term of this Agreement, and Owner hereby waives any and all lien rights it may have in relation thereto, statutory or otherwise.

2. **PURPOSE AND USE**

2.01 The sole purpose of this Agreement is to allow the LA-RICS AUTHORITY to use the LTE Site for the installation, operation, maintenance, and repair of a LTE facility. The LA-RICS AUTHORITY (and/or its member agencies, the LTE Vendor, the First Net Parties and/or other agents): (a) shall have the right to construct, install, repair, remove, replace, maintain, and operate the LA-RICS AUTHORITY's LTE communications system, which typically consists of, without limitation, the infrastructure,

AGENDA ITEM 3 - ATTACHMENT A

shelters, equipment and related improvements listed on Exhibit B (Equipment List) attached hereto and incorporated herein by this reference (such LTE system, and associated infrastructure, shelters, equipment and related improvements, collectively, the "LA-RICS Facility") and other related materials as may be deemed necessary by the LA-RICS AUTHORITY, and (b) shall be allowed access over, through and across each site comprising the Real Property for ingress to and egress from the applicable LTE Site 24 hours per day, 7 days per week without notice. Each LTE Site shall be used only for the purposes authorized by this Section 2.01, and such other purposes as are directly related thereto, and for no other purposes whatsoever (collectively the "Permitted Activities").

2.02 The LA-RICS AUTHORITY shall ensure that all usage of the LTE Site and/or the Real Property hereunder, including without limitation usage by the LTE Vendor, is in compliance with all terms and conditions of this Agreement.

2.03 Nothing contained in this Agreement shall be deemed or construed in any way to limit the Owner's authority to exercise any right or power concerning the utilization of the Real Property including without limitation the AgreementLTE Site; provided, however, that such Owner authority shall not include the exercise of any right or power that would interfere with the LA-RICS Facility.

3. APPROVALS/DESIGN REVIEW

The LA-RICS AUTHORITY shall furnish and submit to Owner copies of project plans and specifications (along with any other information reasonably requested by Owner) for the LTE Site at the 50%, 75%, and 100% stages of design development, for Owner's review and approval. LA-RICS AUTHORITY agrees to discuss with Owner the Owner's concerns, if any, regarding the proposed plans and to work in good faith to address such concerns and obtain Owner approval prior to implementation of said plans.

Conceptual site plans for the LTE Site are identified in Exhibit C. Upon the LA-RICS AUTHORITY's and Owner's (or Owner's authorized agent's) approval of the final site plan for the LTE Site, such final site plan will be deemed incorporated herein by reference as an update to Exhibit C. Owner agrees that it will approve or deny approval of all plans and specifications within 10 (OR????) business days of receipt or said plans and specifications shall be deemed approved. LA-RICS AUTHORITY shall provide Owner with a notice of work commencement and an estimated time of completion for each LTE Site.

Owner and the LA-RICS AUTHORITY acknowledge that the LA-RICS AUTHORITY is a California joint powers authority whose members have specified, pursuant to Section 4.04 of its Joint Powers Agreement and Section 6509 of the California Government Code, that all common powers exercised by the LA-RICS AUTHORITY's Board of Directors shall be exercised in a manner consistent with, and subject to all the restrictions and limitations upon the exercise of such powers, as are

AGENDA ITEM 3 - ATTACHMENT A

applicable to the County of Los Angeles ("County") (i.e., the LA-RICS AUTHORITY has adopted the County's operating mode). Accordingly, Owner and the LA-RICS AUTHORITY agree that the LA-RICS AUTHORITY (i) will comply with County Building Code requirements and (ii) will seek only those governmental approvals that would normally apply to the County, other than with respect to ministerial permits as described below. Notwithstanding the foregoing, the parties agree that their cooperation in addressing any concerns raised by the Owner is essential to the success of the LA-RICS project and that accordingly all such concerns will be taken into consideration throughout the LTE Site plan approval process, as described in this Section 3 and in Section 8.

Should ministerial permits be required, Owner shall expeditiously process such permits within its jurisdiction. To the extent there may be costs associated with Owner's review, such costs will be waived for LA-RICS AUTHORITY. The LA-RICS AUTHORITY may perform and obtain, at the LA-RICS AUTHORITY's sole cost and expense, soil borings, percolation tests, engineering reports, environmental investigations or other tests or reports on, over, and under each LTE Site to the extent necessary to proceed with design, construction, or for compliance with the California Environmental Quality Act and/or the National Environmental Policy Act, and/or to determine if the LA-RICS AUTHORITY's use of the LTE Site will be compatible with the LA-RICS AUTHORITY's engineering specifications and design and operational requirements. Owner shall work cooperatively and expeditiously with the LA-RICS AUTHORITY to complete review of any project plans and specifications, so as not to delay the design and construction of the LA-RICS Facility.

4. **TERM**

The initial term ("Initial Term") of the Agreement shall commence upon full execution of this Agreement ("Commencement Date") and shall terminate upon written notice of termination (a) by LA-RICS AUTHORITY or (b) by Owner pursuant to Section 28 (Default) hereof.

5. **CONSIDERATION**

The consideration for the use granted herein shall be LA-RICS AUTHORITY's compliance with all of the terms and conditions of this Agreement.

6. **CONDITIONS PRECEDENT TO INSTALLATION OR ALTERATIONS OF EQUIPMENT**

Owner shall have the opportunity to review and provide input, if any, as to all project plans and specifications for the LA-RICS AUTHORITY's proposed alterations of the equipment comprising the LA-RICS Facility (not including "like-kind" replacements)

after LA-RICS AUTHORITY's initial installation of the LA-RICS Facility on the LTE Site. In addition, Owner shall have the right to inspect said equipment and the LTE Site at any time during and after installation upon not less than twenty-four (24) hours prior written notice to the LA-RICS AUTHORITY (except in cases of emergency pursuant to Section 14 hereof (Emergency Access)) and, at LA-RICS AUTHORITY's option, LA-RICS AUTHORITY may chose to have a representative to accompany Owner during any such inspection of or access to a LTE Site. The LA-RICS AUTHORITY shall not commence installation of equipment or alteration of a LTE Site, or any portion thereof, until the Owner has reviewed and approved the plans and specifications in accordance with all of the terms and conditions of this Agreement, including without limitation Sections 3 and 8 hereof. Owner's review and approval of the plans shall not release the LA-RICS AUTHORITY from the responsibility for, or the correction of, any errors, omissions or other mistakes that may be contained in the plans and specifications. The LA-RICS AUTHORITY shall be responsible for notifying Owner and all other relevant parties immediately upon discovery of such omissions and/or errors. The LA-RICS AUTHORITY shall not cause or permit any change of any equipment installed by the LA-RICS AUTHORITY on a LTE Site including power outputs or changes in the use of frequencies described in Exhibit B hereto (Equipment List), but not including "like-kind" replacements, except after Owner has been provided an opportunity to review and approve, such plans and specifications.

7. INSTALLATION

7.01 LA-RICS AUTHORITY shall install the LA-RICS Facility at its own expense and risk as approved by Owner in accordance with the terms hereof, and such installation shall not cause radio frequency interference with equipment, transmission or reception (operated currently or in the future) by the Owner. LA-RICS AUTHORITY and/or its agent shall install interference protection devices such as isolators, cavities, circulators, or combiners as required or recommended by accepted industry practices. Each component of the LA-RICS Facility shall be clearly identified with LA-RICS AUTHORITY's and, as applicable, member agency, LTE Vendor, and/or First Net Party's name, address, telephone number, Federal Communications Commission ("FCC") license and frequencies in use. Such identification shall be attached to each component of the LA-RICS Facility in plain view.

7.02 LA-RICS AUTHORITY agrees that Owner may grant the use of any unused portion of the Real Property to any third party for the purpose of installing communications transmitting equipment, so long as such uses do not conflict or interfere with LA-RICS AUTHORITY's operations as provided for pursuant to this Agreement. Any third party granted rights by the Owner shall be required to comply with all applicable noninterference rules of the FCC.

7.03 Owner reserves the right, at its expense, to install on the Real Property, including without limitation within the LTE Site, its own communications shelter,

AGENDA ITEM 3 - ATTACHMENT A

telecommunication equipment, and appropriate tower space for telecommunications and/or microwave (collectively, the "Owner Facilities") so long as the installation of said Owner Facilities does not interfere with LA-RICS AUTHORITY's operations. LA-RICS AUTHORITY and Owner agree to make commercially reasonable efforts to resolve any radio frequency interference issues with equipment, transmission or reception caused by the installation of the Owner Facilities.

7.04 LA-RICS AUTHORITY accepts the LTE Site in an "as is" condition as of the date of full execution of this Agreement. LA-RICS AUTHORITY shall have the right to finance and construct approved equipment and related improvements on the LTE Site at LA-RICS AUTHORITY' sole cost and expense, except as may be provided otherwise by other agreements. Following the construction and installation of LA-RICS AUTHORITY's infrastructure, shelter, equipment, and related improvements, LA-RICS AUTHORITY may thereafter, at its sole cost and expense, perform construction, maintenance, repairs, additions to, and replacements of its equipment as necessary and appropriate for its ongoing business and has the right to do all work necessary to prepare, modify and maintain the LTE Site to accommodate LA-RICS AUTHORITY's infrastructure, shelter, equipment, and related improvements and as required for LA-RICS AUTHORITY's operations of the LA-RICS Facility at the LTE Site, including any structural upgrades required to accommodate LA-RICS AUTHORITY's infrastructure, shelter, equipment, and related improvements on the LTE Site.

7.05 Upon completion of the installation of the equipment comprising the LA-RICS Facility at the LTE Site, LA-RICS AUTHORITY shall provide Owner with a time of completion notice and as-built drawings of the LA-RICS Facility ("As-Builts"). Such As-Builts shall include the location of any of LA-RICS AUTHORITY shelters, cabinets, grounding rings, cables, and utility lines associated with LA-RICS AUTHORITY use of the LTE Site in CAD and PDF formats. Upon receipt of the As-Builts by Owner, the As-Builts shall be deemed incorporated herein by reference as updates to Exhibit C (Site Plan). In the event that LA-RICS AUTHORITY fails to deliver the As-Builts as required by this section within ten (10) business days of receipt of written notice, Owner may cause such As-Builts to be prepared on behalf of LA-RICS AUTHORITY and Owner shall assess a fee for such As-Builts, the cost of which shall become immediately due and payable to Owner upon invoice accompanied by supporting documentation of such fee. Owner shall be responsible for completion of and costs associated with As-Builts resulting from any modifications required by Owner.

8. ALTERATIONS

LA-RICS AUTHORITY shall make no renovations, alterations or improvements to the LTE Site or the Real Property other than to install, maintain, replace and operate the LA-RICS Facility in accordance with the documentation attached hereto as Exhibits A, B, and C and/or as permitted elsewhere herein, without providing prior written notice to Owner, provided that such renovations, alterations, or improvements shall be consistent with the authorized use set forth in Section 2.02 hereof. Notwithstanding the foregoing, however, it is understood and agreed that LA-RICS AUTHORITY shall have the right to:

AGENDA ITEM 3 - ATTACHMENT A

(a) make repairs and replacements of "like-kind" infrastructure, shelters, equipment, and/or related improvements without providing notice to the Owner, and (b) perform any alterations or modifications that may be required pursuant to the Spectrum Manager Lease Agreement between LA-RICS AUTHORITY and the First Net Parties dated July 1, 2013 (the "Spectrum Lease Agreement") or that may be required as a result of FCC rules or regulations, after providing notice to the Owner. LA-RICS AUTHORITY agrees: (i) to submit to the Owner, for review and approval, all plans and specifications, working drawings, and other information reasonably required by the Owner covering proposed alterations by LA-RICS AUTHORITY, (ii) to discuss with Owner the Owner's concerns, if any, regarding the proposed alterations, and (iii) to work in good faith to address such concerns. All work to be done by LA-RICS AUTHORITY shall be performed in accordance with the plans provided to Owner.

9. **MAINTENANCE**

Owner shall be responsible for maintenance of the Real Property, including the LTE Site, and such maintenance responsibility shall include general upkeep, landscaping, lawn-mowing, and related maintenance activities. The LTE Site shall be kept neat and clean by LA-RICS AUTHORITY and ready for normal use by Owner and other users. Should LA-RICS AUTHORITY fail to accomplish this, following 30 days written notice from Owner, Owner may perform the work and LA-RICS AUTHORITY shall pay the cost thereof upon written demand by Owner.

LA-RICS AUTHORITY shall be responsible for the timely repair of all damage to the LTE Site or the Real Property caused by the negligence or willful misconduct of LA-RICS AUTHORITY, its employees, agents or business vendors, including without limitation the LTE Vendor. Should LA-RICS AUTHORITY fail to promptly make such repairs after thirty (30) days written notice from Owner, Owner may have repairs made and LA-RICS AUTHORITY shall pay the cost thereof upon written demand by Owner.

10. **CONSTRUCTION STANDARDS**

Installation and maintenance of LA-RICS AUTHORITY's equipment including without limitation the LA-RICS Facility shall be performed in a neat and workmanlike manner and shall at all times comply in all respects to the statutes, laws, ordinances and regulations of any governmental authority having jurisdiction which are applicable to the installation, construction, operation and maintenance of LA-RICS AUTHORITY's equipment, including but not limited to the County of Los Angeles Building Code.

LA-RICS AUTHORITY shall remove any debris to the extent resulting from maintenance, operation and construction on the LTE Site by LA-RICS AUTHORITY, its agents or contractors (including without limitation the LTE Vendor). In the event that LA-RICS AUTHORITY fails to remove such debris from the LTE Site, Owner shall provide written notice to LA-RICS AUTHORITY and allow LA-RICS AUTHORITY ten

(10) business days after receipt of notice to remove such debris. After the expiration of such ten-business day period, Owner shall cause such debris to be removed and invoice LA-RICS AUTHORITY for the cost of said removal.

11. **OTHER OPERATIONAL RESPONSIBILITIES**

11.01 As applicable, LA-RICS AUTHORITY, its LTE Vendor and the First Net Parties shall:

(a) Comply with and abide by all applicable rules, regulations and directions of Owner.

(b) At all times hold a valid FCC license for the Permitted Activities and comply with all applicable City and County ordinances and all State and Federal laws, and, in the course thereof, obtain and keep in effect all required permits and licenses required to engage in the Permitted Activities on the LTE Site.

(c) Conduct the Permitted Activities in a courteous and non-profane manner, operate without interfering with the use of the Real Property by Owner or the public, except as herein permitted, and remove any agent, invitee or employee who fails to conduct Permitted Activities in the manner heretofore described.

(d) Assume the risk of loss, damage or destruction to the LA-RICS Facility and any and all fixtures and personal property belonging to LA-RICS AUTHORITY that are installed or placed within the LTE Site, unless such loss, damage or destruction was caused by the negligent or willful act or omission of the Owner, its agents, employees or contractors.

12. **RELOCATION**

12.01 Owner shall have the right to request relocation of the LA-RICS Facility or any portion thereof on no more than one occasion during the term hereof to another location on the Real Property ("Alternate Site"), provided:

(a) the Alternate Site: (i) is substantially similar to LA-RICS AUTHORITY's current LTE Site in size, (ii) is compatible with LA-RICS AUTHORITY's use pursuant to Section 2 hereof, and (iii) does not materially interfere with any portion of the LA-RICS Facility or the LA-RICS system or equipment;

(b) Owner shall pay all costs incurred by LA-RICS AUTHORITY for relocation of LA-RICS AUTHORITY's equipment from the LTE Site to the Alternate Site and any improvement of the Alternate Site to make it substantially similar to the LTE Site, including all costs incurred to obtain all of the certificates, permits, and other approvals that may be required by any agency having jurisdiction, including costs required to comply with CEQA and the National Environmental Policy Act (NEPA), as applicable, prior to any activity at an Alternate Site that would constitute a “project” as that term is defined in Title 14, Section 15378 of the California Code of Regulations, as

AGENDA ITEM 3 - ATTACHMENT A

well as any soil boring tests needed to permit LA-RICS AUTHORITY's use of the Alternate Site;

(c) Owner shall give LA-RICS AUTHORITY at least six (6) months written notice before requiring relocation; and

(d) LA-RICS AUTHORITY's use of the LA-RICS Facility in question will not be materially interrupted and LA-RICS AUTHORITY shall be allowed, if necessary, to place temporary equipment on the Real Property during the relocation.

12.02 LA-RICS AUTHORITY shall have the right to request relocation of the LA-RICS Facility or any portion thereof to an Alternate Site on the Real Property pursuant to LA-RICS AUTHORITY's obligations under the Spectrum Lease Agreement, provided that:

(a) the Alternate Site: (i) is substantially similar to LA-RICS AUTHORITY's current LTE Site in size, (ii) is compatible with LA-RICS AUTHORITY's use pursuant to Section 2 hereof, and (iii) does not materially interfere with any portion of the LA-RICS Facility or the LA-RICS system or equipment;

(b) LA-RICS AUTHORITY shall pay all costs relating to relocation of LA-RICS AUTHORITY's equipment from the LTE Site to the Alternate Site and any improvement of the Alternate Site to make it substantially similar to the LTE Site, including all costs incurred to obtain all of the certificates, permits, and other approvals that may be required by any agency having jurisdiction, including costs required to comply with CEQA and the National Environmental Policy Act (NEPA), as applicable, prior to any activity at an Alternate Site that would constitute a “project” as that term is defined in Title 14, Section 15378 of the California Code of Regulations, as well as any soil boring tests needed to permit LA-RICS AUTHORITY's use of the Alternate Site;

(c) LA-RICS AUTHORITY shall give Owner at least sixty (60) days written notice of the requested relocation; requested relocation shall be subject to prior approval by Owner, such approval not to be unreasonably withheld.

13. **ACCESS TO LTE SITE**

13.01 Owner hereby grants to the LA-RICS AUTHORITY, its member agencies, the LTE Vendor, the First Net Parties, and other agents a nonexclusive right to use, at its sole risk, during the term and option period of this Agreement, the access which serves the LTE Site ("Access"). The LA-RICS AUTHORITY, on behalf of itself and its member agencies, the LTE Vendor and the First Net Parties, acknowledge and accept the present condition of the Access on an "as is" basis. The LA-RICS AUTHORITY shall provide Owner with notice of all of its representatives or agents who are authorized to access the LTE Site pursuant to this Section. LA-RICS AUTHORITY shall document the condition of the Access prior to the execution of this Agreement by means of photographs to be provided at Licensee’s cost.

AGENDA ITEM 3 - ATTACHMENT A

13.02 LA-RICS AUTHORITY acknowledges and agrees that occasions may arise requiring the LA-RICS AUTHORITY to share in the cost of cleaning up of mud-slide debris and repairing the Access to its original accessible condition (as documented pursuant to Section 13.01) after a storm or heavy rainfall. LA-RICS AUTHORITY hereby agrees to pay its reasonable proportionate share of such clean-up repair costs within thirty (30) days of receipt of an invoice from Owner, and acknowledges and agrees that the details of any such clean-up or repair and associated cost may be disclosed to LA-RICS AUTHORITY by Owner upon at least thirty (30) days notice. Notwithstanding the foregoing, the LA-RICS AUTHORITY's financial burden pursuant to this Section shall not exceed five thousand dollars ($5,000) per incident.

14. EMERGENCY ACCESS BY OWNER

The Owner and its authorized agents may access the LTE Site at any time for the purpose of performing maintenance, inspection and/or for making emergency improvements or repairs to the LTE Site or to interrupt or terminate LA-RICS AUTHORITY's transmission(s) from the LTE Site should LA-RICS AUTHORITY be unable or unwilling to respond to Owner's request to take immediate action to correct any deficiency which threatens Owner's operation on the LTE Site, provided that Owner shall endeavor to provide a 24-hour prior notice to LA-RICS AUTHORITY and shall access the LTE Site in the presence, if possible, of an LA-RICS AUTHORITY representative, if provided by LA-RICS AUTHORITY. Notwithstanding the foregoing, Owner shall not be required to provide notice to LA-RICS AUTHORITY prior to entering the LTE Site due to an emergency; provided, however, that under no circumstance shall the Owner access LA-RICS AUTHORITY's equipment cabinets. Owner shall use its best efforts to minimize any inconvenience or disturbance to LA-RICS AUTHORITY when entering the LTE Site. LA-RICS AUTHORITY shall reimburse Owner within thirty (30) days of receipt of Owner's written request for Owner's actual costs to correct any deficiency that is corrected by Owner pursuant to this Section.

15. RADIO FREQUENCY EMISSIONS/INTERFERENCE

15.01 **No Interference.** LA-RICS AUTHORITY shall not use the LTE Site in any way which causes radio frequency ("RF") interference in excess of levels permitted by the FCC or otherwise interferes with the use of the Real Property by Owner or Owner's agents, invitees or other licensees or users who may occupy portions of the Real Property at the time this Agreement is entered into. LA-RICS AUTHORITY shall be responsible for electromagnetic compatibility of LA-RICS AUTHORITY's equipment with existing and future equipment at the Real Property. LA-RICS AUTHORITY shall conform to Owner's Internal Services Department Facilities Standard STD-140 Radio Site Management, including without limitation the requirement of submitting radio system installation plans for approval.

15.02 **Interference With Public Safety Systems.** In the event of any interference with Owner's Sheriff or Fire Department, CWIRS, Paramedic or LAnet systems, or any future public safety-related systems, which is caused by LA-RICS

AGENDA ITEM 3 - ATTACHMENT A

AUTHORITY's equipment or operations, LA-RICS AUTHORITY shall be immediately notified by Owner of such interference. Following such notification, the parties will meet promptly to cooperatively discuss and reach agreement on how such interference will be resolved.

15.03 **Interference With Non-Public Safety Systems.** In the event LA-RICS AUTHORITY's operations or equipment cause interference with non-public safety-related systems of Owner or any other duly authorized occupant of the Real Property, written notice of such interference shall be provided to LA-RICS AUTHORITY and LA-RICS promptly meet with Owner to cooperatively discuss and reach agreement on how such interference will be resolved. Owner agrees that Owner and/or any other occupants of the Real Property who currently have or in the future take possession of the Real Property will be permitted to install only such radio equipment that is of the type and frequency which will not cause measurable interference with the existing equipment of LA-RICS AUTHORITY.

15.04 **Interference During Emergency.** If any measurable interference caused by LA-RICS AUTHORITY's equipment with Owner's electronic equipment during an emergency incident occurs, the LA-RICS AUTHORITY will immediately cease operation, transmission or further use of LA-RICS AUTHORITY's equipment until such time as the emergency incident or interference has ended but LA-RICS AUTHORITY shall be permitted to power up its equipment for intermittent testing with notice.

15.05 **Compliance With Law.** LA-RICS AUTHORITY is aware of its obligation to comply with all applicable rules and regulations of the FCC pertaining to RF emissions standards, as well as applicable rules and/or regulations of any other federal or state agency (including without limitation the Occupational Safety and Health Administration ("OSHA") having jurisdiction over the installation, operation, maintenance and/or working conditions involving RF emissions and/or safety and work standards performed on or near communications towers and antenna-licensed premises. LA-RICS AUTHORITY agrees to be solely responsible for compliance with all applicable FCC and other governmental requirements with respect to installation, operation, and maintenance of its own equipment and for repairs to its own equipment at the LTE Site. LA-RICS AUTHORITY will immediately remedy its operations to comply with such applicable laws, rules and regulations as they apply to its operations, individually and in the aggregate, with all applicable FCC and other applicable governmental RF emissions standards, but shall only be liable for any violations of such applicable standards to the extent arising solely from LA-RICS AUTHORITY's equipment alone and not in combination with others. Where LA-RICS AUTHORITY's equipment, in combination with other, exceed or violates such standards, LA-RICS AUTHORITY shall reasonably cooperate with Owner and with other relevant parties to mitigate such violations in a timely manner.

AGENDA ITEM 3 - ATTACHMENT A

16. **UTILITIES**

LA-RICS AUTHORITY shall, at its sole cost and expense, cause the installation of any utility service line required by or for the conduct of the Permitted Activities, and shall be responsible for the payment of all utilities necessary for the operation of the LA-RICS Facility on the LTE Site. If such installation is not feasible, as determined by Owner, LA-RICS AUTHORITY acknowledges and agrees that LA-RICS AUTHORITY nonetheless shall be responsible for any all costs of utilities used by LA-RICS AUTHORITY, which costs will be invoiced by Owner and paid by LA-RICS AUTHORITY within thirty (30) days of its receipt of such invoice.

17. **HOLD HARMLESS AND INDEMNIFICATION**

LA-RICS AUTHORITY agrees to indemnify, defend, save and hold harmless Owner and its Special Districts, agents, elected and appointed officers, and employees from and against any and all liability, expense (including, without limitation, defense costs and legal fees), and claims for damages of any nature whatsoever, including, without limitation, bodily injury, death, personal injury, or property damage arising from or connected with LA-RICS AUTHORITY's operations or its services hereunder, including, without limitation, any Workers' Compensation suit, liability, or expense, arising from or connected with services performed on behalf of LA-RICS AUTHORITY by any person pursuant to this Agreement including without limitation the LTE Vendor.

Owner agrees to indemnify, defend, save and hold harmless LA-RICS AUTHORITY and its member agencies, agents, elected and appointed officers, employees, and contractors from and against any and all liability, expense (including, without limitation, defense costs and legal fees), and claims for damages of any nature whatsoever, including, without limitation, bodily injury, death, personal injury, or property damage arising from or connected with the negligence or willful misconduct of Owner and/or its agents, elected and appointed officers, employees, and contractors in connection with the performance of Owner's obligations hereunder.

18. **INSURANCE**

18.01 Without limiting LA-RICS AUTHORITY's obligations to Owner, LA-RICS AUTHORITY shall provide and maintain, at its own expense during the term of this Agreement, the following program(s) of insurance covering its operations hereunder. Such insurance shall be provided by insurer(s) satisfactory to the Owner's Risk Manager, and evidence of such programs satisfactory to the Owner Risk Manager, shall be delivered to the CEO, Real Estate Division, on or before the effective date of this Agreement. Such evidence shall specifically identify this Agreement and shall contain express conditions that Owner is to be given written notice at least thirty (30) days in advance of any modification or termination of any provisions of insurance and shall name the Owner as an additional insured (except for the Workers' Compensation Insurance). LA-RICS AUTHORITY may self-insure the insurance required under this Agreement, but LA-RICS AUTHORITY will require its contractors and subcontractors to

provide commercial insurance as required in the Section, and any additional insurance required by LA-RICS AUTHORITY of its contractor/subcontractor, shall name the Owner as an additional insured.

(a) General Liability. A program of insurance which shall be primary to and not contributing with any other insurance maintained by Owner, written on ISO policy form CG 00 01 or its equivalent, and endorsed to name the Owner as an additional insured, and shall include, but not be limited to:

(1) Comprehensive general liability insurance endorsed for Site-operations, products/completed operations, contractual, broad from property damage, and personal injury with a limit of not less than

General Aggregate:	$2 million
Products/Completed Operations Aggregate:	$2 million
Personal and Advertising Injury:	$1 million
Per occurrence	$1 million

(2) Automobile Liability insurance (written on ISO form CA 00 01 or its equivalent) with a limit of liability of not less than $1 million for each accident, and providing coverage for all "owned," "hired" and "non-owned" vehicles, or coverage for "any auto," used in LA-RICS AUTHORITY's business operations.

(b) Workers Compensation. A program of workers' compensation insurance in an amount and form to meet all applicable requirements of the labor code of the State of California, and which specifically covers all persons providing services on behalf of LA-RICS AUTHORITY and all risks to such persons under the Agreement.

Each Accident:	$1 million
Disease - policy limit:	$1 million
Disease - each employee:	$1 million

(c) **Commercial Property Insurance.** Such coverage shall:

- Provide coverage for Owner's property, and any improvements and betterments; This coverage shall be at least as broad as that provided by the Causes-of-Loss Special Form (ISO form CP 10 30), , Ordinance or Law Coverage, flood, and Business Interruption equal to two (2) years annual rent;

- Be written for the full replacement cost of the property, with a deductible no greater than $250,000 or 5% of the property value whichever is less. Insurance

AGENDA ITEM 3 - ATTACHMENT A

proceeds shall be payable to the Owner and LA-RICS AUTHORITY as their interests may appear and be utilized for repair and restoration of the Premises. Failure to use such insurance proceeds to timely repair and restore the Premises shall constitute a material breach of the Agreement.

(d) **Construction Insurance.** If major construction work is performed by LA-RICS AUTHORITY during the term of this Lease (i.e. demolition of structures, construction of new structures, renovation or retrofit involving structures frame, foundation or supports, or more than 50% of building, etc.) then LA-RICS AUTHORITY or LA-RICS AUTHORITY's contractor shall provide the following insurance. Owner shall determine the coverage limits required on a project by project basis:

- **Builder's Risk Course of Construction Insurance.** Such coverage shall insure against damage from perils covered by the Causes-of-Loss Special Form (ISO form CP 10 30). This insurance shall be endorsed to include earthquake, flood, ordinance or law coverage, coverage for temporary offsite storage, debris removal, pollutant cleanup and removal, testing, preservation of property, excavation costs, landscaping, shrubs and plants, and full collapse coverage during construction, without restricting collapse coverage to specified perils. Such insurance shall be extended to include boiler & machinery coverage for air conditioning, heating and other equipment during testing. This insurance shall be written on a completed-value basis and cover the entire value of the construction project, including Owner furnished materials and equipment, against loss or damage until completion and acceptance by the LA-RICS AUTHORITY and the Owner if required.

- **General Liability Insurance.** Such coverage shall be written on ISO policy form CG 00 01 or its equivalent, naming Owner as an additional insured, with limits of not less than

General Aggregate:	$50 million
Products/Completed Operations Aggregate:	$50 million
Personal and Advertising Injury:	$25 million
Each Occurrence:	$25 million

  The Products/Completed Operations coverage shall continue to be maintained in the amount indicated above for at least two (2) years from the date the Project is completed and accepted by the LA-RICS AUTHORITY and the Owner if required.

- Automobile Liability. such coverage shall be written on ISO policy form CA 00 01 or its equivalent with limits of not less than $5 million for bodily injury and property damage, in combined or equivalent

AGENDA ITEM 3 - ATTACHMENT A

split limits, for each single accident. such insurance shall cover liability arising out of LA-RICS AUTHORITY's or LA-RICS AUTHORITY's contractor use of autos pursuant to this lease, including owned, leased, hired, and/or non-owned autos, as each may be applicable.

- **Professional Liability.** Such insurance shall cover liability arising from any error, omission, negligent, or wrongful act of the LA-RICS AUTHORITY's contractor and/or licensed professional (i.e. architects, engineers, surveyors, etc.) with limits of not less than $5 million per claim and $10 million aggregate. The coverage shall also provide an extended two-year reporting period commencing upon expiration, termination or cancellation of the construction project.

- **Workers Compensation and Employers' Liability Insurance** or qualified self-insurance satisfying statutory requirements. Such coverage shall provide Employers' Liability coverage with limits of not less than $1 million per accident. Such policy shall be endorsed to waive subrogation against the Owner for injury to the LA-RICS AUTHORITY's or LA-RICS AUTHORITY's contractor employees. If the LA-RICS AUTHORITY's or LA-RICS AUTHORITY's contractor employees will be engaged in maritime employment, the coverage shall provide the benefits required by the U.S. Longshore and Harbor Workers Compensation Act, Jones Act or any other federal law to which the LA-RICS AUTHORITY is subject. If LA-RICS AUTHORITY or LA-RICS AUTHORITY's contractor will provide leased employees, or, is an employee leasing or temporary staffing firm or a professional employer organization (PEO), coverage also shall include an Alternate Employer Endorsement (providing scope of coverage equivalent to ISO policy form WC 00 03 01 A) naming the Owner as the Alternate Employer, and the endorsement form shall be modified to provide that Owner will receive not less than thirty (30) days advance written notice of cancellation of this coverage provision.

18.02 Insurer Financial Ratings. Insurance is to be provided by an insurance company acceptable to Owner with an A.M. Best rating of not less than A:VII, unless otherwise approved by Owner.

18.03 Failure to Maintain Coverage. Failure by LA-RICS AUTHORITY to maintain the required insurance, or to provide evidence of insurance coverage acceptable to Owner, shall constitute a material breach of this Agreement.

AGENDA ITEM 3 - ATTACHMENT A

18.04 Notification of Incidents. LA-RICS AUTHORITY shall report to Owner any accident or incident relating to activities performed under this Agreement which involves injury or property damage which might reasonably be thought to result in the filing of a claim or lawsuit against LA-RICS AUTHORITY and/or Owner. Such report shall be made in writing within seventy-two (72) hours of LA-RICS AUTHORITY's knowledge of such occurrence.

18.05 Compensation for Owner Costs. In the event that LA-RICS AUTHORITY fails to comply with any of the indemnification or insurance requirements of this Agreement, and such failure to comply results in any costs to Owner, LA-RICS AUTHORITY shall pay full compensation for all reasonable costs incurred by Owner.

19. FAILURE TO PROCURE INSURANCE

19.01 Failure on the part of LA-RICS AUTHORITY to procure or maintain the required program(s) of insurance shall constitute a material breach of contract upon which Owner may immediately terminate this Agreement, or at its discretion, procure or renew such insurance and pay any and all premiums in connection therewith, and all monies so paid by Owner shall be repaid by LA-RICS AUTHORITY to Owner upon demand.

19.02 Use of the LTE Site shall not commence until LA-RICS AUTHORITY has complied with the aforementioned insurance requirements, and shall be suspended during any period that LA-RICS AUTHORITY fails to maintain said insurance policies in full force and effect.

20. TAXES

20.01 The interest (as defined in California Revenue and Taxation Code Section 107) in the LTE Site created by this Agreement may be subject to property taxation if created. The party in whom the property interest is vested may be subject to the payment of the property taxes levied on the interest.

20.02 LA-RICS AUTHORITY shall pay before delinquency all lawful taxes, assessments, fees or charges which at any time may be levied by the Federal, State, Owner, City, or any other tax or assessment-levying body upon the LTE Site arising from LA-RICS AUTHORITY' use of the LTE Site.

20.03 If LA-RICS AUTHORITY fails to pay any lawful taxes or assessments upon the LTE Site which LA-RICS AUTHORITY is obligated to pay, LA-RICS AUTHORITY will be in default of this Agreement.

21.04 Owner reserves the right to pay any such tax, assessment, fees or charges, and all monies so paid by Owner shall be repaid by LA-RICS AUTHORITY to Owner upon demand. LA-RICS AUTHORITY and Owner agree that this is a license and not a lease and no real estate interest is being conveyed herein.

AGENDA ITEM 3 - ATTACHMENT A

21. **NOTICES**

Notices desired or required to be given pursuant to this Agreement or by any law now in effect shall be given by enclosing the same in a sealed envelope, Certified Mail - Return Receipt Requested, addressed to the party for whom intended and depositing such envelope, with postage prepaid, in the U.S. Post Office or any substation thereof, or any public letter box, and any such notice and the envelope containing the same, shall be addressed to LA-RICS AUTHORITY as follows:

LA-RICS AUTHORITY
2525 Corporate Place, Second Floor

Monterey Park, California 91754

ATTN: Executive Director

or such other place as may hereinafter be designated in writing by LA-RICS AUTHORITY.

The notices and the certificate of insurance and envelopes containing the same to the Owner shall be addressed as follows:

County of Los Angeles
Chief Executive Office – Real Estate Division
222 South Hill Street, 3rd Floor
Los Angeles, California 90012

Include e-mail address
Attn: Property Management

or such other place as may hereinafter be designated in writing by Owner.

Notice shall be effective upon actual receipt or refusal as shown on the receipt obtained pursuant to the foregoing. Notices may also be provided by electronic mail or facsimile transmission, provided that such notices are followed up with a copy sent via US Mail.

22. **LA-RICS FACILITY REMOVAL**

22.01 LA-RICS AUTHORITY shall remove all of its LA-RICS Facility and personal and improvements from the LTE Site and the Real Property and restore the LTE Site to its original condition, reasonable wear and tear and damage or destruction by the acts of God beyond the control of LA-RICS AUTHORITY excepted, on or before the expiration of this Agreement, unless this Agreement is otherwise terminated or cancelled prior to the expiration date provided herein, in which case LA-RICS AUTHORITY shall remove from the LTE Site and the Real Property all of its LA-RICS

AGENDA ITEM 3 - ATTACHMENT A

Facility and personal property and improvements and restore the LTE Site to its original condition, reasonable wear and tear and damage or destruction by the acts of God beyond the control of LA-RICS AUTHORITY excepted, within ninety (90) days of the cancellation. If weather conditions or lack of access to the LTE Site render the timely removal of LA-RICS AUTHORITY' property impossible, then LA-RICS AUTHORITY shall have thirty (30) days from the earliest date on which access is possible in which to comply with this provision.

22.02 If LA-RICS AUTHORITY does not timely remove all of its LA-RICS Facility, personal property and improvements from the LTE Site and the Real Property within the time provided in this section, Owner may, but shall not be required to, remove the LA-RICS Facility and all personal property and improvements at LA-RICS AUTHORITY's expense. LA-RICS AUTHORITY shall reimburse Owner within thirty (30) days of receipt of an itemized accounting of the cost for such removal of personal property and improvements. Owner shall incur no liability for any damage to the LA-RICS Facility during removal or storage.

23. INDEPENDENT STATUS

This Agreement is by and between Owner and LA-RICS AUTHORITY and is not intended and shall not be construed to create the relationship of agent, servant, employee, partnership, joint venture or association as between Owner and LA-RICS AUTHORITY. LA-RICS AUTHORITY understands and agrees to bear the sole responsibility and liability for furnishing Workers' Compensation with respect to services performed on behalf of LA-RICS AUTHORITY pursuant to this Agreement.

24. AMENDMENT

Any modification of any of the terms and conditions hereof shall require a written amendment signed by an authorized agent of the LA-RICS AUTHORITY and an authorized agent of Owner.

25. ASSIGNMENT

25.01 This Agreement may not be sold, assigned or transferred by LA-RICS AUTHORITY without the approval or consent of the Owner, which consent may not be unreasonably withheld or conditioned, except that the LA-RICS AUTHORITY may assign this Agreement to any of its member agencies, FirstNet or grant funding agencies without such approval or consent of the Owner.

25.02 As to third parties, this Agreement may not be sold, assigned or transferred without the written consent of the Owner, which consent will not be unreasonably withheld, delayed or conditioned. No change of stock ownership, partnership interest or control of LA-RICS AUTHORITY or transfer upon partnership or corporate dissolution of LA-RICS AUTHORITY shall constitute an assignment hereunder. To effect such assignment or transfer, LA-RICS AUTHORITY shall first deliver to the Owner:

AGENDA ITEM 3 - ATTACHMENT A

(i) A written request for approval;

(ii) The name, address, and most recent financial statements of the proposed transferee or sublicense;

(iii) Proposed unredacted instrument of transfer or assignment or any or all of its rights hereunder; and

(iv) Any other information reasonably requested by the CEO.

Owner shall approve or disapprove a proposed transfer, assignment or sublicense within sixty (60) days after LA-RICS AUTHORITY delivers all such items to the Owner. Owner's failure to respond to any request pursuant to this Section shall be deemed disapproval of said request.

In the case of an assignment, the proposed instrument shall include a written assumption by the assignee of all obligations of LA-RICS AUTHORITY under the Agreement arising thereafter and assignee shall be liable to perform the full obligations of the LA-RICS AUTHORITY under this Agreement and as a condition to the completion of such transfer must cure, remedy, or correct any event of default existing at the time of such transfer in a manner satisfactory to the Owner.

In the case of a sublicense, the proposed instrument shall specifically include a provision that the sublicense shall comply with and be subject to all of the terms covenants, and conditions of this Agreement.

26. **SUBORDINATION AND NON-DISTURBANCE**

Owner shall obtain, not later than fifteen (15) days following the execution of this Agreement, a Non-Disturbance Agreement, as defined below, from its existing mortgagees, ground lessors and master lessors, if any, of the Real Property. At Owner's option, this Agreement shall be subordinate to any future master lease, ground lease, mortgage, deed of trust, or other security interest (a "Mortgage") by Owner which from time to time may encumber all or part of the Real Property; provided, however, as a condition precedent to LA-RICS AUTHORITY being required to subordinate its interest in this Agreement to any future Mortgage covering the Real Property, Owner shall obtain for LA-RICS AUTHORITY's benefit a non-disturbance and attornment agreement in a form reasonably satisfactory to LA-RICS AUTHORITY and containing at a minimum the terms set forth hereinbelow ("Non-Disturbance Agreement"), and shall recognize LA-RICS AUTHORITY's right to remain in occupancy of and have access to the LTE Site as long as LA-RICS AUTHORITY is not in default of this Agreement beyond applicable notice and cure periods. The Non-Disturbance Agreement shall include the encumbering party's ("Lender's") agreement that, if Lender or its successor in interest or any purchase of Lender's or its successor's interest (a "Purchaser") acquires an ownership interest in the Real Property, Lender or such successor in interest or Purchaser will (a) honor all of the terms of this Agreement, (b) fulfill Owner's obligations under this Agreement, and (c) promptly cure all of the then-existing Owner

AGENDA ITEM 3 - ATTACHMENT A

defaults under this Agreement. Such Non-Disturbance Agreement must be binding on all of Lender's participants in the subject loan (if any) and on all successors and assigns of Lender and/or its participants and on all Purchasers. In return for such Non-Disturbance Agreement, LA-RICS AUTHORITY will execute an agreement for the Lender's benefit in which LA-RICS AUTHORITY: (i) confirms that the Agreement is subordinate to the Mortgage or other real property interest in favor of the Lender, (ii) agrees to attorn to Lender if Lender becomes the owner of the Real Property, and (iii) agrees to accept a cure by Lender of any of Owner's defaults, provided such cure is completed within the deadline applicable to Owner.

27. **CONDEMNATION**

In the event of any condemnation of the Real Property (or any portion thereof), LA-RICS AUTHORITY may terminate this Agreement upon written notice to Owner if such condemnation may reasonably be expected to disrupt LA-RICS AUTHORITY's operations at the LTE Site for more than forty-five (45) days. LA-RICS AUTHORITY may on its own behalf make a claim in any condemnation proceeding involving the LTE Site for losses related to the equipment comprising the applicable LA-RICS Facility, its relocation costs and its damages and losses (but not for the loss of its interest, if any, under this Agreement). Any such notice of termination shall cause this Agreement to expire with the same force and effect as though the date set forth in such notice were the date originally set as the expiration date of this Agreement, and Owner and LA-RICS AUTHORITY shall make an appropriate adjustment, as of such termination date, with respect to payments due to the other, if any, under this Agreement.

28. **DEFAULT**

Except as otherwise provided in this Agreement, in the event of a default hereunder by LA-RICS AUTHORITY, Owner shall provide written notice thereof to LA-RICS AUTHORITY. LA-RICS AUTHORITY shall have sixty (60) days from the date of said notice in which to cure the default, provided that LA-RICS AUTHORITY shall have such extended period beyond sixty (60) days as may be required if the nature of the cure is such that it reasonably requires more than sixty (60) days and LA-RICS AUTHORITY has commenced to cure the default within the 60-day period and has acted with reasonable diligence in commencing and pursuing such cure to completion. Owner may not maintain any action or effect any remedies for default against LA-RICS AUTHORITY unless and until LA-RICS AUTHORITY has failed to cure a default within the time periods set forth in this section. In the event that LA-RICS AUTHORITY fails to cure a default within sixty (60) days or as otherwise provided in this section, Owner may: (a) cure the default and invoice LA-RICS AUTHORITY for all costs reasonably incurred in effecting such cure, or (b) terminate this Agreement upon written notice to LA-RICS AUTHORITY, take possession of the LTE Site and remove all LA-RICS AUTHORITY's improvements located thereon. In the event of a default hereunder by Owner, LA-RICS AUTHORITY shall provide written notice thereof to Owner. Owner shall have sixty (60) days from the date of said notice in which to cure the default, provided that Owner shall have such extended period beyond sixty (60) days as may be

AGENDA ITEM 3 - ATTACHMENT A

required if the nature of the cure is such that it reasonably requires more than sixty (60) days and Owner has commenced to cure the default within the 60-day period and has acted with reasonable diligence in commencing and pursuing such cure to completion. LA-RICS AUTHORITY may not maintain any action or effect any remedies for default against Owner unless and until Owner has failed to cure a default within the time periods set forth in this section. In the event that Owner fails to cure a default within sixty (60) days or as otherwise provided in this section, LA-RICS AUTHORITY may: (a) cure the default and invoice Owner for all costs reasonably incurred by LA-RICS AUTHORITY in effecting such cure, or (b) terminate this Agreement upon written notice to Owner.

29. **WAIVER**

29.01 Any waiver by either party of the breach of any one or more of the covenants, conditions, terms and agreements herein contained shall not be construed to be a waiver of any other breach of the same or of any other covenant, condition, term or agreement herein contained, nor shall failure on the part of either party to require exact, full and complete compliance with any of the covenants, conditions, terms or agreements herein contained be construed as in any manner changing the terms of this Agreement or stopping either party from enforcing the full provisions thereof.

29.02 No option, right, power, remedy, or privilege of either party shall be construed as being exhausted by the exercise thereof in one or more instances. The rights, powers, options, and remedies given either party by this Agreement shall be cumulative.

30. **HAZARDOUS MATERIALS**

The parties hereto hereby warrant and represent that they shall comply with all applicable Federal, State, and local laws and regulations concerning the use, release, storage and disposal of hazardous substances on the LTE Site and the Real Property. For purposes of this Agreement, the term "hazardous substances" shall be deemed to include hazardous, toxic or radioactive substances, as defined in California Health and Safety Code Section 25316, as amended from time to time, or the same or a related defined term in any successor or companion statutes, and crude oil or byproducts of crude oil other than crude oil which exists on the Real Property as a natural formation, and those chemicals and substances identified pursuant to Health and Safety Code Section 25249.8., as it may be amended from time to time.

The parties each agree to indemnify and defend the other and the other's agents, officers, employees, and contractors against any and all losses, liabilities, claims and/or costs (including reasonable attorneys' fees and costs) to the extent arising from the indemnifying party's breach of any warranty or agreement contained in this Section.

AGENDA ITEM 3 - ATTACHMENT A

31. **DAMAGE OR DESTRUCTION**

Either party shall have the right to terminate this Agreement with respect to all or any portion of the LTE Site in the event of one of the following: (a) the applicable Real Property or the LTE Site is damaged by fire or other casualty, incidents of war, earthquake, or other violent action of the elements such that repairs cannot reasonably be expected to be completed within forty-five (45) days following said damage (or Owner in its sole discretion elects not to make such repair);or (b) the applicable Real Property or LTE Site is damaged by fire or other casualty, incidents of war, earthquake, or other violent action of the elements such that such damage may reasonably be expected to disrupt LA-RICS AUTHORITY's operations at such LTE Site for more than forty-five (45) days. Notwithstanding the foregoing, in the event of any of the damage described in this Section, LA-RICS AUTHORITY shall have the right to elect to perform or cause to be performed any of the required repairs to the applicable Real Property or AgreementLTE Site should Owner elect not to undertake such repairs. Any notice of termination provided pursuant to this Section shall cause this Agreement to expire with the same force and effect as though the date set forth in such notice were the date originally set as the expiration date of this Agreement, and the parties shall make an appropriate adjustment, as of such termination date, with respect to payments due to the other under this Agreement, if any.

Should any matter or condition beyond the control of the parties, such as war, public emergency, calamity, fire, earthquake, flood or act of God prevent performance of this Agreement by either party, such party shall be relived of the performance of such obligations during the time period of the event.

LA-RICS AUTHORITY shall be solely responsible for any damage or loss to LA-RICS AUTHORITY's equipment resulting from theft or vandalism or resulting from any other cause, except to the extent caused by Owner's acts or omissions.

32. **AUTHORIZATION WARRANTY**

The parties hereto represent and warrant that the person executing this Agreement for each of them is an authorized agent who has actual authority to bind such party to each and every term, condition, and obligation of this Agreement and that all requirements of such party have been fulfilled to provide such authority.

33. **INDEPENDENT CONTRACTOR STATUS**

This Agreement is not intended, and shall not be construed, to create the relationship of agent, servant, employee, partnership, joint venture, or association between Owner and LA-RICS AUTHORITY. LA-RICS AUTHORITY shall bear the sole responsibility and liability for furnishing Worker's Compensation benefits to any person for injuries from or connected with services performed on behalf of LA-RICS AUTHORITY pursuant to this Agreement as required by law. The foregoing indemnification does not apply to liability caused by the negligence of the Owner.

34. **GOVERNING LAW, JURISDICTION, AND VENUE**

This Agreement shall be governed by, and construed in accordance with the internal laws of the State of California. LA-RICS AUTHORITY agrees and consents to the exclusive jurisdiction of the courts of the State of California for all purposes regarding this Agreement and further agrees and consents that venue of any action brought hereunder shall be exclusively in the County of Los Angeles.

35. **COMPLIANCE WITH APPLICABLE LAW**

In the performance of this Agreement, each party and anyone acting on such party's behalf pursuant to this Agreement shall comply with all applicable Federal, State and local laws, rules, regulations, ordinances, directives, guidelines, policies and procedures (including without limitation the rules and regulations of the FCC, the Federal Aviation Administration ("FAA"), and OSHA, and all provisions required thereby to be included in this Agreement are hereby incorporated herein by reference.

36. **COMPLIANCE WITH CIVIL RIGHTS LAWS, NONDISCRIMINATION AND AFFIRMATIVE ACTION**

36.01 LA-RICS AUTHORITY hereby assures that it will comply with Subchapter VI of the Civil Rights Act of 1964, 42 USC Sections 2000 (e) (1) through 2000 (e) (17), to the end that no person shall, on the grounds of race, creed, color, sex, religion, ancestry, age, condition or physical handicap, marital status, political affiliation, or national origin, be excluded from participation in, be denied the benefits of, or be otherwise subject to discrimination under this Agreement or under any project, program or activity supported by this Agreement.

36.02 LA-RICS AUTHORITY certifies and agrees that it will deal with its subcontractors, bidders, or vendors without regard to or because of race, color, religion, ancestry, national origin, sex, age, physical or mental disability, material status, or political affiliation.

36.03 LA-RICS AUTHORITY certifies and agrees that it, its affiliates, subsidiaries, or holding companies shall comply with all applicable Federal and State laws and regulations to the end that no person shall, on the grounds of race, color, religion, ancestry, national origin, sex, age, physical or mental disability, marital status, or political affiliation, be excluded from participation in, be denied the benefits of, or be otherwise subjected to discrimination under this Agreement or under any project, program, or activity supported by this Agreement.

36.04 If the Owner finds that any of the above provisions of this Section have been violated, such violation shall constitute a material breach of this Agreement upon which the Owner may terminate, or suspend this Agreement.

36.05 While the Owner reserves the right to determine independently that the anti-discrimination provisions of this Agreement have been violated, in addition, a

DRAFT

determination by the California Fair Employment Practices Commission, the Federal Equal Employment Opportunity Commission that LA-RICS AUTHORITY has violated Federal or State anti discrimination laws or regulations shall constitute a finding by Owner that LA-RICS AUTHORITY has violated the anti-discrimination provisions of this Agreement.

36.06 In the event LA-RICS AUTHORITY violates the antidiscrimination provisions of the Agreement, the parties agree that it is difficult to ascertain the amount of liquidated damages, and hereby agree that the Owner shall, at its sole option, be entitled to the sum of FIVE HUNDRED DOLLARS ($500.00) for each such violation pursuant to California Civil Code 1671 as liquidated damages in lieu of terminating or suspending this Agreement.

37. **NON EXCLUSIVITY**

Nothing herein is intended or shall be construed as creating any exclusive arrangement with LA-RICS AUTHORITY. This Agreement shall not restrict the Owner from acquiring similar, equal or like goods and/or services from other entities or sources.

38. **NOTICE OF EMPLOYEES REGARDING THE FEDERAL EARNED INCOME CREDIT**

LA-RICS AUTHORITY shall notify its employees, and shall require each Contractor and Subcontractor to notify its employees, that they may be eligible for the Federal Earned Income Credit under the federal income tax laws. Such notice shall be provided in accordance with the requirements set forth in Internal Revenue Service Notice No. 1015.

39. **PUBLIC RECORDS ACT**

39.01 Any documents submitted by LA-RICS AUTHORITY or its agents including without limitation the LTE Vendor and all information obtained in connection with the Owner's right to inspect the LTE Site or any other rights provided by this Agreement shall become the exclusive property of the Owner. All such documents become a matter of public record and shall be regarded as public records, except as specifically provided by California Government Code Section 6250 et seq. ("Public Records Act") and which are marked "trade secret," "confidential," or "proprietary." The Owner shall not be in any way liable or responsible for the disclosure of any such records including, without limitation, those so marked, if disclosure is required by law, or by an order issued by a court of competent jurisdiction.

39.02 In the event the Owner is required to defend an action on a Public Records Act request as requested by LA-RICS AUTHORITY for any of the aforementioned documents, information, books, records, and/or contents of a proposed marked "trade secret," "confidential", or "proprietary," LA-RICS AUTHORITY agrees to refund and indemnify the Owner from all costs and expenses, including without

limitation reasonable attorney's fees, incurred in such action or liability arising under the Public Records Act within thirty days after LA-RICS AUTHORITY's receipt of Owner's invoice.

39.03 Any documents submitted by Owner or its agents and all information obtained in connection with LA-RICS AUTHORITY's rights provided by this Agreement shall become the exclusive property of LA-RICS AUTHORITY. All such documents become a matter of public record and shall be regarded as public records, except as specifically provided by California Government Code Section 6250 et seq. ("Public Records Act") and which are marked "trade secret," "confidential," or "proprietary." LA-RICS AUTHORITY shall not be in any way liable or responsible for the disclosure of any such records including, without limitation, those so marked, if disclosure is required by law, or by an order issued by a court of competent jurisdiction.

39.04 In the event the LA_RICS AUTHORITY is required to defend an action on a Public Records Act request as requested by the Owner for any of the aforementioned documents, information, books, records, and/or contents Owner agrees to refund and indemnify the LA-RICS AUTHORITY from all costs and expenses, including without limitation reasonable attorney's fees, incurred in such action or liability arising under the Public Records Act within thirty days after Owner's receipt of LA-RICS AUTHORITY's invoice.

40. OTHER TERMS AND CONDITIONS

40.01 Advertising Materials and Signs. Except for warning signs required by law, LA-RICS AUTHORITY shall not post signs upon the LTE Site or improvements thereon, or distribute or cause to be distributed any advertising materials unless prior approval therefor is obtained from the Owner.

40.02 Habitation. The LTE Site shall not be used for human habitation.

40.03 Illegal Activities. LA-RICS AUTHORITY shall not knowingly permit any illegal activities to be conducted upon the LTE Site.

40.04 Safety. LA-RICS AUTHORITY shall immediately correct any unsafe condition on the LTE Site, as well as any unsafe practices occurring thereon, to the extent such unsafe condition or practice occurs as a result of LA-RICS AUTHORITY's use of the LTE Site. LA-RICS AUTHORITY shall cooperate fully with Owner in the investigation of any accidental injury or death occurring on the LTE Site, including a prompt report thereof to the Owner. LA-RICS AUTHORITY shall cooperate and comply fully with Owner, State, municipal, federal or any other regulatory agency having jurisdiction thereover, regarding any safety inspections and certifications of any and all LA-RICS AUTHORITY's structures and enclosures. LA-RICS AUTHORITY, at its expense, may use any and all appropriate means of restricting public access to the LTE Site.

AGENDA ITEM 3 - ATTACHMENT A

40.05 Sanitation. No offensive matter, refuse, or substance constituting an unnecessary, unreasonable or unlawful fire hazard, or material detrimental to the public health in violation of the law, shall be permitted or remain on the LTE Site and within a distance of fifty (50) feet thereof, and LA-RICS AUTHORITY and Owner shall prevent any accumulation thereof from occurring.

40.06 Security Devices. LA-RICS AUTHORITY, at its own expense, may provide any legal devices or equipment and the installation thereof, designated for the purpose of protecting the LTE Site from theft, burglary or vandalism, provided written approval for installation thereof is first obtained from the Owner. Owner shall be responsible for securing the Real Property to the extent deemed necessary by Owner in its sole discretion.

41. ACKNOWLEDGMENT OF INELIGIBILITY FOR RELOCATION ASSISTANCE

LA-RICS AUTHORITY hereby disclaims any status as a "displaced person" as such is defined in Government Code Section 7260 and hereby acknowledges its ineligibility for relocation assistance as provided in Government Code Section 7260 through 7276, inclusive, as interpreted in Title 25, Chapter 6, Section 6034(b) (1) of the California Administrative Code upon the future cancellation or termination of this Agreement.

42. LA-RICS AUTHORITY'S STAFF AND EMPLOYMENT PRACTICES

42.01 LA-RICS AUTHORITY shall designate one member of its staff as an Operations Manager with whom the Owner may deal with on a daily basis. Any person selected by LA-RICS AUTHORITY as an Operations Manager shall be fully acquainted with LA-RICS AUTHORITY's operation, familiar with the terms and the conditions prescribed therefore by this Agreement, and authorized to act in the day-to-day operation thereof.

42.02 LA-RICS AUTHORITY shall establish an identification system for each of its personnel assigned to service the LTE Site that clearly indicates the name of the person. The identification system shall be furnished at LA-RICS AUTHORITY expense and may include appropriate uniform attire and name badges as routinely maintained by LA-RICS AUTHORITY.

43. BANKRUPTCY

The Owner and LA-RICS AUTHORITY hereby expressly agree and acknowledge that it is the intention of both parties that in the event that during the term of this Agreement LA-RICS AUTHORITY shall become a debtor in any voluntary or involuntary bankruptcy proceeding (a Proceeding) under the United States Bankruptcy Code, 11 U.S.C. 101, et seq. (the Code), this Agreement is and shall be treated as an unexpired lease of nonresidential real property for purposes of Section 365 of the Code, 11 U.S.C. 365 (as may be amended), and, accordingly, shall be subject to the provisions of subsections (d)(3) and (d)(4) of said Section 365 (as may be amended).

44. **SUCCESSORS AND ASSIGNS**

Subject to any provision hereof restricting assignment or subletting by LA-RICS AUTHORITY, this Agreement shall bind the parties, their personal representatives, successors and assigns.

45. **SEVERABILITY**

The invalidity of any provision of this Agreement, as determined by a court of competent jurisdiction shall in no way affect the validity of any other provision hereof.

46. **INTERPRETATION**

Unless the context of this Agreement clearly requires otherwise: (i) the plural and singular numbers shall be deemed to include the other; (ii) the masculine, feminine and neuter genders shall be deemed to include the others; (iii) "or" is not exclusive; and (iv) "includes" and "including" are not limiting.

47. **ENTIRE AGREEMENT**

This Agreement (and the attached exhibits) contains the entire agreement between the parties hereto with respect to the matters set forth herein, and no addition or modification of any terms or provisions shall be effective unless set forth in writing, signed by both Owner and LA-RICS AUTHORITY.

COUNTY-SPECIFIC PROVISIONS:

48. **LOBBYIST**

LA-RICS AUTHORITY and each County lobbyist or County lobbying firm as defined in Los Angeles County Code Section 2.160.010, retained by LA-RICS AUTHORITY, shall fully comply with the County Lobbyist Ordinance, Los Angeles County Code Chapter 2.160. Failure on the part of LA-RICS AUTHORITY or any County lobbyist or County lobbying firm retained by LA-RICS AUTHORITY to fully comply with the County Lobbyist Ordinance shall constitute a material breach of this Agreement, upon which County may immediately terminate or suspend this Agreement.

49. **ENFORCEMENT**

The Owner's Chief Executive Officer shall be responsible for the enforcement of this Agreement on behalf of Owner and shall be assisted therein by those officers, employees, or committees of Owner having duties in connection with the administration thereof.

DRAFT

50. **SOLICITATION OF CONSIDERATION**

50.01 It is improper for any County officer, employee or agent to solicit consideration, in any form, from a licensee with the implication, suggestion or statement that the licensee's provision of consideration may secure more favorable treatment for the licensee in the award of the license or that the licensee's failure to provide such consideration may negatively affect the County's consideration of the licensee's submission. A licensee shall not offer to or give, either, directly or through an intermediary, consideration, in any form, to a County officer, employee or agent for the purpose of securing favorable treatment with respect to the issuance of a license.

50.02 LA-RICS AUTHORITY shall immediately report any attempt by a County officer, employee or agent to solicit such improper consideration. The report shall be made either to the County manager charged with the supervision of the employee or to the County Auditor-Controller Employee Fraud Hotline at (213) 974-0914 or (800) 544-6861. Failure to report such solicitation may result in the Agreement being terminated.

51. **ACKNOWLEDGEMENT OF COUNTY'S COMMITMENT TO THE SAFELY SURRENDERED BABY LAW**

LA-RICS AUTHORITY acknowledges that the County of Los Angeles places a high priority on the implementation of the Safely Surrendered Baby Law. LA-RICS AUTHORITY understands that it is the County's policy to encourage LA-RICS AUTHORITY to voluntarily post the Owner's "Safely Surrendered Baby Law" poster in a prominent position at the LA-RICS AUTHORITY' place of business. LA-RICS AUTHORITY will also encourage its contractors and subcontractors, if any, to post this poster in a prominent position in the contractor's or subcontractor's place of business. The County's Department of Children and Family Services will supply LA-RICS AUTHORITY with the poster to be used. As of the inception of this Agreement, information on how to receive the poster can be found on the Internet at www.babysafela.org.

52. **WARRANTY OF ADHERENCE TO OWNER'S CHILD SUPPORT COMPLIANCE PROGRAM**

52.01 LA-RICS AUTHORITY acknowledges that the County has established a goal of ensuring that all LA-RICS AUTHORITY's employees are in compliance with their court-ordered child, family and spousal support obligations in order to mitigate the economic burden otherwise imposed upon the County and its taxpayers.

52.02 As required by the County's Child Support Compliance Program (Owner Code Chapter 2.200) and without limiting the LA-RICS AUTHORITY's duty under this Agreement to comply with all applicable provisions of law, the LA-RICS AUTHORITY warrants that it is now in compliance and shall during the term of this Agreement maintain in compliance with employment and wage reporting requirements as required by the Federal Social Security Act (42 USC Section 653a) and California

Unemployment Insurance Code Section 1088.5, and shall implement all lawfully served Wage and Earnings Withholding Orders or Child Support Services Department Notices of Wage and Earnings Assignment for Child, Family or Spousal Support, pursuant to Code of Civil Procedure Section 706.031 and Family Code Section 5246(b).

53. **RECYCLED BOND PAPER**

Consistent with the County's Board of Supervisors' policy to reduce the amount of solid waste deposited at County landfills, LA-RICS AUTHORITY agrees to use recycled-content paper to the maximum extent possible on this Agreement and all documents related thereto.

DRAFT

IN WITNESS WHEREOF, the LA-RICS AUTHORITY has executed this Agreement or caused it to be duly executed and Owner has caused this Agreement to be executed on the day, month and year first above written.

THE LOS ANGELES REGIONAL INTEROPERABLE COMMUNICATIONS SYSTEM AUTHORITY A California Joint Powers Authority	COUNTY OF LOS ANGELES
By: _____	By: _____
Print Name:_____ Its:_____	
APPROVED AS TO FORM: JOHN F. KRATTLI COUNTY COUNSEL	APPROVED AS TO FORM: JOHN F. KRATTLI COUNTY COUNSEL
By:_____ Deputy	By: _____ Deputy

DRAFT

EXHIBIT A

SITE DESCRIPTION

DRAFT

EXHIBIT B

EQUIPMENT LIST

DRAFT

EXHIBIT C

SITE PLAN

DRAFT

LTE SITE ACCESS AGREEMENT

THIS SITE ACCESS AGREEMENT ("Agreement"),is made and entered into in duplicate original this _____ day of May, 2014,

BY AND BETWEEN **THE CITY OF INDUSTRY,**a body corporate and politic, hereinafter referred to as "Owner"

AND **THE LOS ANGELES REGIONAL INTEROPERABLE COMMUNICATIONS SYSTEM AUTHORITY,** a Joint Powers Authority, hereinafter referred to as "LA-RICS Authority."

RECITALS:

WHEREAS, Owner is a member of the LA-RICS Authority, which was established pursuant to a Joint Powers Agreement dated January 2009 ("JPA") for the purpose of coordinating governmental services to establish a wide-area interoperable public safety communications network commonly known as LA-RICS;

WHEREAS, Owner owns certain real property described on Exhibit A (Site List) hereto ("Real Property"); and

WHEREAS, Owner desires to permit use of a portion of the Real Property by the LA-RICS Authority for use as a Long Term Evolution broadband ("Broadband" or "LTE") communication site; and

WHEREAS, the parties hereto acknowledge that: (a) LA-RICS AUTHORITY has retained Motorola ("LMR Vendor") to design, construct, and perform services with respect to a regional interoperable LMR telecommunications system as a part of the LA-RICS; (b) the LA-RICS Authority has retained Motorola ("LTE Vendor") to design and construct a regional interoperable Broadband telecommunications system as a part of the LA-RICS; (c) the federal First Responder Network Authority may, or may not retain one or more vendors (collectively, the "First Net Parties"), to design and construct a national interoperable Broadband telecommunications system of which the LA-RICS may be a part; and (d) any of the LA-RICS Authority member agencies may assume the LA-RICS Authority's rights and obligations under this Agreement and/or may perform services with respect to this LA-RICS; and

WHEREAS, LA-RICS AUTHORITY is willing to accept and exercise the rights granted by this Agreement for use of a LTE site located on the Real Property in accordance with the terms and conditions prescribed herein.

DRAFT

NOW, THEREFORE, in consideration of the foregoing recitals, which are hereby deemed a contractual part hereof, and the mutual promises, covenants, and conditions set forth herein, the parties hereto agree as follows:

1. **LTE SITE; LICENSE**

1.01 Owner hereby licenses to the LA-RICS AUTHORITY and LA-RICS AUTHORITY hereby accepts from Owner on the terms and conditions set forth herein, the use of land within a portion of the Real Property, together with all necessary space and easements for access and utilities to install and operate an unmanned LTE communication facility, consisting of the parcels of land shown on Exhibit A (Site List) attached hereto and incorporated herein by this reference (collectively, the "LTE Site" and each, individually, a "LTE Site").

1.02 The LA-RICS AUTHORITY acknowledges its personal inspection of the LTE Site and the surrounding area and evaluation of the extent to which the physical condition thereof will affect its operations. The LA-RICS AUTHORITY accepts the LTE Site in its as-is condition with no duty to investigate, and Owner makes no warranty, express or implied, as to the suitability of the LTE Site or the Real Property for the LA-RICS AUTHORITY's use; its physical condition, including the condition and stability of the soils or groundwater on or under any of the Real Property; and the presence of pollutants or contaminants therein.

1.03 LA-RICS AUTHORITY, the LTE Vendor, and/or the First Net Parties may make or construct or cause to be made or constructed additions, alterations, repairs, replacements or other changes to the LTE Site at the LA-RICS AUTHORITY's expense in accordance with all of the terms and conditions of this Agreement.

1.04 LA-RICS AUTHORITY hereby acknowledges the title or other legal right of possession of the Owner or its successors in the Real Property and covenants and agrees never to assail, contest, or resist said title.

1.05 Ownership of all improvements constructed by the LA-RICS AUTHORITY upon each and every site comprising the LTE Site and all alterations, additions or betterments thereto shall remain with the LA-RICS AUTHORITY or other agencies as may be provided by any applicable LA-RICS grant requirements. The LA-RICS AUTHORITY may remove any of its own improvements to the Real Property at any time during the term of the Agreement, and Owner hereby waives any and all lien rights it may have in relation thereto, statutory or otherwise.

2. **PURPOSE AND USE**

2.01 The sole purpose of this Agreement is to allow the LA-RICS AUTHORITY to use a parcel of the land on the Real Property for the installation, operation, maintenance, and repair of a Broadband communication facility. The LA-RICS AUTHORITY (and/or its member agencies, the LTE Vendor, the First Net Parties and/or other agents): (a) shall have the right to construct, install, repair, remove,

AGENDA ITEM 3 - ATTACHMENT B

replace, maintain, and operate the LA-RICS AUTHORITY's LTE communications system, which typically consists of, without limitation, the infrastructure, shelters, equipment and related improvements listed on Exhibit B (Equipment List) attached hereto and incorporated herein by this reference (such LTE system and associated infrastructure, shelters, equipment and related improvements, collectively, the "LA-RICS Facility") and other related materials as may be deemed necessary by the LA-RICS AUTHORITY, and (b) shall be allowed access over, through and across each site comprising the Real Property for ingress to and egress from the applicable LTE Site 24 hours per day, 7 days per week without notice. Each LTE Site shall be used only for the purposes authorized by this Section 2.01, and such other purposes as are directly related thereto, and for no other purposes whatsoever (collectively the "Permitted Activities").

2.02 The LA-RICS AUTHORITY shall ensure that all usage of the LTE Site and/or the Real Property hereunder, including without limitation usage by the LTE Vendor, is in compliance with all terms and conditions of this Agreement.

2.03 Nothing contained in this Agreement shall be deemed or construed in any way to limit the Owner's authority to exercise any right or power concerning the utilization of the Real Property including without limitation the LTE Site; provided, however, that such Owner authority shall not include the exercise of any right or power that would interfere with the LA-RICS Facility.

3. **APPROVALS/DESIGN REVIEW**

The LA-RICS AUTHORITY shall furnish and submit to Owner copies of project plans and specifications (along with any other information reasonably requested by Owner) for the LTE Site at the 50%, 75%, and 100% stages of design development, for Owner's review and input. LA-RICS AUTHORITY agrees to discuss with Owner the Owner's concerns, if any, regarding the proposed plans and to work in good faith to address such concerns prior to implementation of said plans.

Upon the LA-RICS AUTHORITY's approval of the final site plan for the LTE Site, such final site plan will be deemed incorporated herein by reference as Exhibit C (Site List). Owner and the LA-RICS AUTHORITY acknowledge that the LA-RICS AUTHORITY is a California joint powers authority whose members have specified, pursuant to Section 4.04 of its Joint Powers Agreement and Section 6509 of the California Government Code,that all common powers exercised by the LA-RICS AUTHORITY's Board of Directors shall be exercised in a manner consistent with, and subject to all the restrictions and limitations upon the exercise of such powers, as are applicable to the County of Los Angeles ("County") (i.e., the LA-RICS AUTHORITY has adopted the County's operating mode). Accordingly, Owner and the LA-RICS AUTHORITY agree that the LA-RICS AUTHORITY (i) will comply with the Owner's CityBuilding Code requirements and (ii) will seek only those governmental approvals that would normally apply to the County, other than with respect to ministerial permits as described below. Notwithstanding the foregoing, the parties agree that their

AGENDA ITEM 3 - ATTACHMENT B

cooperation in addressing any concerns raised by the Owner is essential to the success of the LA-RICS project and that accordingly all such concerns will be taken into consideration throughout the LTE Site plan approval process, as described in this Section 3 (Approvals/Design Review) and in Section 8 (Alterations).

Should ministerial permits be required, Owner shall expeditiously process such permits within its jurisdiction. To the extent there may be costs associated with Owner's review, such costs will be waived for LA-RICS AUTHORITY. The LA-RICS AUTHORITY may perform and obtain, at the LA-RICS AUTHORITY's sole cost and expense, soil borings, percolation tests, engineering reports, environmental investigations or other tests or reports on, over, and under each LTE Site to the extent necessary to proceed with design, construction, or for compliance with the California Environmental Quality Act and/or the National Environmental Policy Act, and/or to determine if the LA-RICS AUTHORITY's use of the LTE Site will be compatible with the LA-RICS AUTHORITY's engineering specifications and design and operational requirements. Owner shall work cooperatively and expeditiously with the LA-RICS AUTHORITY to complete review of any project plans and specifications, so as not to delay the design and construction of the LA-RICS Facility.

4. **TERM**

The initial term ("Initial Term") of the Agreement shall commence upon full execution of this Agreement ("Commencement Date") and shall terminate upon written notice of termination (a) by LA-RICS AUTHORITY or (b) by Owner pursuant to Section 28 (Default) hereof.

5. **CONSIDERATION**

The consideration for the use granted herein shall be LA-RICS AUTHORITY's compliance with all of the terms and conditions of this Agreement.

6. **CONDITIONS PRECEDENT TO INSTALLATION OR ALTERATIONS OF EQUIPMENT**

The LA-RICS AUTHORITY, prior to commencement of any activity on an LMR and/or Broadband, shall first obtain, and comply with, all necessary planning and zoning entitlements and approvals of Owner, together will all applicable requirements of the California Environmental Quality Act (Pub. Resources Code § 21000 et seq., “CEQA”).

Owner shall have the opportunity to review and provide input, if any, as to all project plans and specifications for the LA-RICS AUTHORITY's proposed alterations of the equipment comprising the LA-RICS Facility (not including "like-kind" replacements) after LA-RICS AUTHORITY's initial installation of the LA-RICS Facility on the LTE Site. In addition, Owner shall have the right to inspect said equipment and the LTE Site at any time during and after installation upon not less than 24 hours prior written notice to the LA-RICS AUTHORITY (except in cases of emergency pursuant to Section 14 (Emergency Access) hereof and, at LA-RICS AUTHORITY's option, with the right to

require an LA-RICS AUTHORITY representative to accompany Owner during any such inspection of or access to a LTE Site. The LA-RICS AUTHORITY shall not commence installation of equipment or alteration of a LTE Site, or any portion thereof, until the Owner has reviewed the plans and specifications. Owner's review of the plans shall not release the LA-RICS AUTHORITY from the responsibility for, or the correction of, any errors, omissions or other mistakes that may be contained in the plans and specifications. The LA-RICS AUTHORITY shall be responsible for notifying Owner and all other relevant parties immediately upon discovery of such omissions and/or errors. The LA-RICS AUTHORITY shall not cause or permit any change of any equipment installed by the LA-RICS AUTHORITY on a LTE Site including power outputs or changes in the use of frequencies described in Exhibit B (Equipment List) hereto, but not including "like-kind" replacements, except after Owner has been provided an opportunity to review and provide input, if any, into such plans and specifications.

7. **INSTALLATION**

7.01 LA-RICS AUTHORITY shall install the LA-RICS Facility at its own expense and risk as approved by Owner in accordance with the terms hereof, and such installation shall not cause radio frequency interference with equipment, transmission or reception (operated currently or in the future) by the Owner. LA-RICS AUTHORITY and/or its agent shall install interference protection devices such as isolators, cavities, circulators, or combiners as required or recommended by accepted industry practices. Each component of the LA-RICS Facility shall be clearly identified with LA-RICS AUTHORITY's and, as applicable, member agency, LTE Vendor, and/or First Net Party's name, address, telephone number, Federal Communications Commission ("FCC") Agreement and frequencies in use. Such identification shall be attached to each component of the LA-RICS Facility in plain view.

7.02 LA-RICS AUTHORITY agrees that Owner may grant the use of any unused portion of the Real Property to any third party for the purpose of installing communications transmitting equipment, so long as such uses do not conflict or interfere with LA-RICS AUTHORITY's operations as provided for pursuant to this Agreement. Any third party granted rights by the Owner shall be required to comply with all applicable noninterference rules of the FCC.

7.03 Owner reserves the right, at its expense, to install on the Real Property, including without limitation within the LTE Site, its own communications shelter, telecommunication equipment, and appropriate tower space for telecommunications and/or microwave (collectively, the "Owner Facilities") so long as the installation of said Owner Facilities does not interfere with LA-RICS AUTHORITY's operations. LA-RICS AUTHORITY and Owner agree to make commercially reasonable efforts to resolve any radio frequency interference issues with equipment, transmission or reception caused by the installation of the Owner Facilities.

7.04 LA-RICS AUTHORITY accepts the LTE Site in an "as is" condition as of the date of full execution of this Agreement. LA-RICS AUTHORITY shall have the

right to finance and construct approved equipment and related improvements on the LTE Site at LA-RICS AUTHORITY' sole cost and expense, except as may be provided otherwise by other agreements. Following the construction and installation of LA-RICS AUTHORITY's infrastructure, shelter, equipment, and related improvements, LA-RICS AUTHORITY may thereafter, at its sole cost and expense, perform construction, maintenance, repairs, additions to, and replacements of its equipment as necessary and appropriate for its ongoing business and has the right to do all work necessary to prepare, modify and maintain the LTE Site to accommodate LA-RICS AUTHORITY's infrastructure, shelter, equipment, and related improvements and as required for LA-RICS AUTHORITY's operations of the LA-RICS Facility at the LTE Site, including any structural upgrades required to accommodate LA-RICS AUTHORITY's infrastructure, shelter, equipment, and related improvements on the LTE Site.

7.05 Upon completion of the installation of the equipment comprising the LA-RICS Facility at the LTE Site, LA-RICS AUTHORITY shall provide Owner with as-built drawings of the LA-RICS Facility ("As-Builts"). Such As-Builts shall include the location of any of LA-RICS AUTHORITY shelters, cabinets, grounding rings, cables, and utility lines associated with LA-RICS AUTHORITY use of the LTE Site in CAD and PDF formats. Upon receipt of the As-Builts by Owner, the As-Builts shall be deemed incorporated herein by reference as updates to Exhibit C (Site Plan). In the event that LA-RICS AUTHORITY fails to deliver the As-Builts as required by this section within ten business days of receipt of written notice, Owner may cause such As-Builts to be prepared on behalf of LA-RICS AUTHORITY and Owner shall assess a fee for such As-Builts, the cost of which shall become immediately due and payable to Owner upon invoice accompanied by supporting documentation of such fee. Owner shall be responsible for completion of and costs associated with As-Builts resulting from any modifications required by Owner.

8. **ALTERATIONS**

LA-RICS AUTHORITY shall make no renovations, alterations or improvements to the LTE Site or the Real Property other than to install, maintain, replace and operate the LA-RICS Facility in accordance with the documentation attached hereto as Exhibits A (Site List), B (Equipment List), and C (Site Plan) and/or as permitted elsewhere herein, without providing prior written notice to Owner, provided that such renovations, alterations, or improvements shall be consistent with the authorized use set forth in Section 2.02 hereof. Notwithstanding the foregoing, however, it is understood and agreed that LA-RICS AUTHORITY shall have the right to: (a) make repairs and replacements of "like-kind" infrastructure, shelters, equipment, and/or related improvements without providing notice to the Owner, and (b) perform any alterations or modifications that may be required pursuant to the Spectrum Manager Lease Agreement between LA-RICS AUTHORITY and the First Net Parties dated July 1, 2013 (the "Spectrum Lease Agreement") or that may be required as a result of FCC rules or regulations, after providing notice to the Owner. LA-RICS AUTHORITY agrees to submit to the Owner, for review, all plans and specifications, working drawings, and

AGENDA ITEM 3 - ATTACHMENT B

other information reasonably required by the Owner covering proposed alterations by LA-RICS AUTHORITY. All work to be done by LA-RICS AUTHORITY shall be performed in accordance with the plans provided to Owner and shall, where required, be subject to inspection by Owner's City Building Inspector.

9. **MAINTENANCE**

Owner shall be responsible for maintenance of the Real Property, including the LTE Site, and such maintenance responsibility shall include general upkeep, landscaping, lawn-mowing, and related maintenance activities. The LTE Site shall be kept neat and clean by LA-RICS AUTHORITY and ready for normal use by Owner and other users. Should LA-RICS AUTHORITY fail to accomplish this, following 30 days written notice from Owner, Owner may perform the work and LA-RICS AUTHORITY shall pay the cost thereof upon written demand by Owner.

LA-RICS AUTHORITY shall be responsible for the timely repair of all damage to the LTE Site or the Real Property caused by the negligence or willful misconduct of LA-RICS AUTHORITY, its employees, agents or business vendors, including without limitation the LTE Vendor. Should LA-RICS AUTHORITY fail to promptly make such repairs after 30 days written notice from Owner, Owner may have repairs made and LA-RICS AUTHORITY shall pay the cost thereof upon written demand by Owner.

10. **CONSTRUCTION STANDARDS**

Installation and maintenance of LA-RICS AUTHORITY's equipment including without limitation the LA-RICS Facility shall be performed in a neat and workmanlike manner and shall at all times comply in all respects to the statutes, laws, ordinances and regulations of any governmental authority having jurisdiction which are applicable to the installation, construction, operation and maintenance of LA-RICS AUTHORITY's equipment, including but not limited to the Owner's City Building Code.

LA-RICS AUTHORITY shall remove any debris to the extent resulting from maintenance, operation and construction on the LTE Site by LA-RICS AUTHORITY, its agents or contractors (including without limitation the LTE Vendor). In the event that LA-RICS AUTHORITY fails to remove such debris from the LTE Site, Owner shall provide written notice to LA-RICS AUTHORITY and allow LA-RICS AUTHORITY ten business days after receipt of notice to remove such debris. After the expiration of such ten-business day period, Owner shall cause such debris to be removed and invoice LA-RICS AUTHORITY for the reasonable costs of said removal.

11. **OTHER OPERATIONAL RESPONSIBILITIES**

11.01 As applicable, LA-RICS AUTHORITY or its LTE Vendor or the First Net Parties shall:

(a) Comply with and abide by all applicable rules, regulations and directions of Owner.

(b) At all times hold a valid FCC Agreement for the Permitted Activities and comply with all applicable City and County ordinances and all State and Federal laws, and, in the course thereof, obtain and keep in effect all required permits and Agreements required to engage in the Permitted Activities on the LTE Site.

(c) Conduct the Permitted Activities in a courteous and non-profane manner, operate without interfering with the use of the Real Property by Owner or the public, except as herein permitted, and remove any agent, invitee or employee who fails to conduct Permitted Activities in the manner heretofore described.

(d) Assume the risk of loss, damage or destruction to the LA-RICS Facility and any and all fixtures and personal property belonging to LA-RICS AUTHORITY that are installed or placed within the LTE Site, unless such loss, damage or destruction was caused by the negligent or willful act or omission of the Owner, its agents, employees or contractors.

12. **RELOCATION**

12.01 Owner shall have the right to request relocation of the LA-RICS Facility or any portion thereof on no more than one occasion during the term hereof to another location on the Real Property ("Alternate Site"), provided:

(a) the Alternate Site: (i) is substantially similar to LA-RICS AUTHORITY's current LTE Site in size, (ii) is compatible with LA-RICS AUTHORITY's use pursuant to Section 2 hereof, and (iii) does not interfere with any portion of the LA-RICS Facility or the LA-RICS system or equipment;

(b) Owner shall pay all costs incurred by LA-RICS AUTHORITY for relocation of LA-RICS AUTHORITY's equipment from the LTE Site to the Alternate Site and any improvement of the Alternate Site to make it substantially similar to the LTE Site, including all costs incurred to obtain all of the certificates, permits, and other approvals that may be required by any agency having jurisdiction, including costs required to comply with CEQA and the National Environmental Policy Act (NEPA), as applicable, prior to any activity at an Alternate Site that would constitute a “project” as that term is defined in Title 14, Section 15378 of the California Code of Regulations, as well as any soil boring tests needed to permit LA-RICS AUTHORITY's use of the Alternate Site;

(c) Owner shall give LA-RICS AUTHORITY at least six months written notice before requiring relocation; and

(d) LA-RICS AUTHORITY's use pursuant hereto will not be interrupted and LA-RICS AUTHORITY shall be allowed, if necessary, to place temporary equipment on the Real Property during the relocation.

12.02 LA-RICS AUTHORITY shall have the right to request relocation of the LA-RICS Facility or any portion thereof to an Alternate Site on the Real Property pursuant

AGENDA ITEM 3 - ATTACHMENT B

to LA-RICS AUTHORITY's obligations under the Spectrum Lease Agreement, provided that:

(a) the Alternate Site: (i) is substantially similar to LA-RICS AUTHORITY's current LTE Site in size, (ii) is compatible with LA-RICS AUTHORITY's use pursuant to Section 2 hereof, and (iii) does not interfere with any portion of the LA-RICS Facility or the LA-RICS system or equipment;

(b) LA-RICS AUTHORITY shall pay all costs relating to relocation of LA-RICS AUTHORITY's equipment from the LTE Site to the Alternate Site and any improvement of the Alternate Site to make it substantially similar to the LTE Site, including all costs incurred to obtain all of the certificates, permits, and other approvals that may be required by any agency having jurisdiction, including costs required to comply with CEQA and the National Environmental Policy Act (NEPA), as applicable, prior to any activity at an Alternate Site that would constitute a "project" as that term is defined in Title 14, Section 15378 of the California Code of Regulations, as well as any soil boring tests needed to permit LA-RICS AUTHORITY's use of the Alternate Site;

(c) LA-RICS AUTHORITY shall give Owner at least one (1) months written notice of the requested relocation.

13. **ACCESS TO LTE SITE**

13.01 Owner hereby grants to the LA-RICS AUTHORITY, its member agencies, the LTE Vendor, the First Net Parties, and other agents a nonexclusive right to use, at its sole risk, during the term and option period of this Agreement, the access which serves the LTE Site ("Access"). The LA-RICS AUTHORITY, on behalf of itself and its member agencies, the LTE Vendor, and the First Net Parties, acknowledge and accept the present condition of the Access on an "as is" basis. The LA-RICS AUTHORITY shall provide Owner with notice of all of its representatives or agents who are authorized to access the LTE Site pursuant to this Section.

13.02 LA-RICS AUTHORITY acknowledges and agrees that occasions may arise requiring the LA-RICS AUTHORITY to share in the cost of cleaning up of mud-slide debris and repairing the Access to its original accessible condition after a storm or heavy rainfall. LA-RICS AUTHORITY hereby agrees to pay its reasonable proportionate share of such clean-up repair costs within thirty (30) days of receipt of an invoice from Owner, and acknowledges and agrees that the details of any such clean-up or repair and associated cost may be disclosed to LA-RICS AUTHORITY by Owner upon at least thirty (30) days notice. Notwithstanding the foregoing, the LA-RICS AUTHORITY's financial burden pursuant to this Section shall not exceed five thousand dollars ($5,000) per incident.

14. **EMERGENCY ACCESS BY OWNER**

The Owner and its authorized agents may access the LTE Site at any time for the purpose of inspection and/or for making emergency improvements or repairs to the

LTE Site or to interrupt or terminate LA-RICS AUTHORITY's transmission(s) from the LTE Site should LA-RICS AUTHORITY be unable or unwilling to respond to Owner's request to take immediate action to correct any deficiency which threatens Owner's operation on the LTE Site, provided that Owner shall endeavor to provide a 24-hour prior notice to LA-RICS AUTHORITY and shall access the LTE Site in the presence, if possible, of an LA-RICS AUTHORITY representative, if provided by LA-RICS AUTHORITY. Notwithstanding the foregoing, Owner shall not be required to provide notice to LA-RICS AUTHORITY prior to entering the LTE Site due to an emergency; provided, however, that under no circumstance shall the Owner access LA-RICS AUTHORITY's equipment cabinets. Owner shall use its best efforts to minimize any inconvenience or disturbance to LA-RICS AUTHORITY when entering the LTE Site. LA-RICS AUTHORITY shall reimburse Owner within thirty (30) days of receipt of Owner's written request for Owner's actual costs to correct any deficiency that is corrected by Owner pursuant to this Section.

15. **RADIO FREQUENCY EMISSIONS/INTERFERENCE**

15.01 **No Interference.** LA-RICS AUTHORITY shall not use the LTE Site in any way which causes radio frequency ("RF") interference in excess of levels permitted by the FCC or otherwise interferes with the use of the Property by Owner or Owner's agents, invitees or other licensees or users who may occupy portions of the Real Property at the time this Agreement is entered into. LA-RICS AUTHORITY shall be responsible for electromagnetic compatibility of LA-RICS AUTHORITY's equipment with existing and future equipment at the Real Property.

15.02 **Interference With Public Safety Systems.** In the event of any interference with Owner's Police or Fire Department, CWIRS, Paramedic or LAnet systems, or any future public safety-related systems, which is caused by LA-RICS AUTHORITY's equipment or operations, LA-RICS AUTHORITY shall be immediately notified by Owner of such interference. Following such notification, the parties will cooperatively discuss and reach agreement on how such interference will be resolved.

15.03 **Interference With Non-Public Safety Systems.** In the event LA-RICS AUTHORITY's operations or equipment causes interference with non-public safety-related systems of Owner or any other duly authorized occupant of the Real Property, written notice of such interference shall be provided to LA-RICS AUTHORITY. Owner agrees that Owner and/or any other occupants of the Real Property who currently have or in the future take possession of the Real Property will be permitted to install only such radio equipment that is of the type and frequency which will not cause measurable interference with the existing equipment of LA-RICS AUTHORITY.

15.04 **Interference During Emergency.** If any measurable interference caused by LA-RICS AUTHORITY's equipment with Owner's electronic equipment during an emergency incident occurs, the LA-RICS AUTHORITY will immediately cease operation, transmission or further use of LA-RICS AUTHORITY's equipment until such time as the emergency incident or interference has ended but LA-RICS

AGENDA ITEM 3 - ATTACHMENT B

AUTHORITY shall be permitted to power up its equipment for intermittent testing with notice.

15.05 **Compliance With Law.** LA-RICS AUTHORITY is aware of its obligation to comply with all applicable rules and regulations of the FCC pertaining to RF emissions standards, as well as applicable rules and/or regulations of any other federal or state agency (including without limitation the Occupational Safety and Health Administration ("OSHA") having jurisdiction over the installation, operation, maintenance and/or working conditions involving RF emissions and/or safety and work standards performed on or near communications towers and antenna-licensed premises. LA-RICS AUTHORITY agrees to be solely responsible for compliance with all applicable FCC and other governmental requirements with respect to installation, operation, and maintenance of its own equipment and for repairs to its own equipment at the LTE Site. LA-RICS AUTHORITY will immediately remedy its operations to comply with such applicable laws, rules and regulations as they apply to its operations, individually and in the aggregate, with all applicable FCC and other applicable governmental RF emissions standards, but shall only be liable for any violations of such applicable standards to the extent arising solely from LA-RICS AUTHORITY's equipment alone and not in combination with others. Where LA-RICS AUTHORITY's equipment, in combination with other, exceed or violates such standards, LA-RICS AUTHORITY shall reasonably cooperate with Owner and with other relevant parties to mitigate such violations in a timely manner.

16. UTILITIES

LA-RICS AUTHORITY shall, at its sole cost and expense, cause the installation of any utility service line required by or for the conduct of the Permitted Activities, and shall be responsible for the payment of all utilities necessary for the operation of the LA-RICS Facility on the LTE Site. If such installation is not feasible, as determined by Owner, LA-RICS AUTHORITY acknowledges and agrees that LA-RICS AUTHORITY nonetheless shall be responsible for any all costs of utilities used by LA-RICS AUTHORITY, which costs will be invoiced by Owner and paid by LA-RICS AUTHORITY within thirty (30) days of its receipt of such invoice.

17. HOLD HARMLESS AND INDEMNIFICATION

LA-RICS AUTHORITY agrees to indemnify, defend, save and hold harmless Owner and its agents, elected and appointed officers, and employees from and against any and all liability, expense (including, without limitation, defense costs and legal fees), and claims for damages of any nature whatsoever, including, without limitation, bodily injury, death, personal injury, or property damage arising from or connected with LA-RICS AUTHORITY's operations or its services hereunder, including, without limitation, any Workers' Compensation suit, liability, or expense, arising from or connected with services performed on behalf of LA-RICS AUTHORITY by any person pursuant to this Agreement including without limitation the LTE Vendor.

AGENDA ITEM 3 - ATTACHMENT B

Owner agrees to indemnify, defend, save and hold harmless LA-RICS AUTHORITY and its member agencies, agents, elected and appointed officers, employees, and contractors from and against any and all liability, expense (including, without limitation, defense costs and legal fees), and claims for damages of any nature whatsoever, including, without limitation, bodily injury, death, personal injury, or property damage arising from or connected with the negligence or willful misconduct of Owner and/or its agents, elected and appointed officers, employees, and contractors in connection with the performance of Owner's obligations hereunder.

18. **INSURANCE**

18.01 Without limiting LA-RICS AUTHORITY's obligations to Owner, LA-RICS AUTHORITY shall provide and maintain, at its own expense during the term of this Agreement, the following program(s) of insurance covering its operations hereunder. Such insurance shall be provided by insurer(s) satisfactory to the Owner's Risk Manager, and evidence of such programs satisfactory to the Owner Risk Manager, shall be delivered to _____ [CITY RISK MGMT CONTACT], on or before the effective date of this Agreement. Such evidence shall specifically identify this Agreement and shall contain express conditions that Owner is to be given written notice at least thirty (30) days in advance of any modification or termination of any provisions of insurance and shall name the Owner as an additional insured (except for the Workers' Compensation Insurance). LA-RICS AUTHORITY may self-insure the insurance required under this Agreement, but LA-RICS AUTHORITY will require its contractors and subcontractors to provide commercial insurance as required in the Section, and any additional insurance required by LA-RICS AUTHORITY of its contractor(s) and/or subcontractor(s), shall name the Owner as an additional insured.

(a) General Liability. A program of insurance which shall be primary to and not contributing with any other insurance maintained by Owner, written on ISO policy form CG 00 01 or its equivalent, and endorsed to name the Owner as an additional insured, and shall include, but not be limited to:

(1) Comprehensive general liability insurance endorsed for Site-operations, products/completed operations, contractual, broad form property damage, and personal injury with a limit of not less than

General Aggregate:	$2 million
Products/Completed Operations Aggregate:	$2 million
Personal and Advertising Injury:	$1 million
Per occurrence	$1 million

AGENDA ITEM 3 - ATTACHMENT B

(2) Automobile Liability insurance (written on ISO form CA 00 01 or its equivalent) with a limit of liability of not less than $1 million for each accident, and providing coverage for all "owned," "hired" and "non-owned" vehicles, or coverage for "any auto," used in LA-RICS AUTHORITY's business operations.

(b) Workers Compensation. If applicable, a program of workers' compensation insurance in an amount and form to meet all applicable requirements of the labor code of the State of California, and which specifically covers all persons providing services on behalf of LA-RICS AUTHORITY and all risks to such persons under the Agreement.

Each Accident:	$1 million
Disease - policy limit:	$1 million
Disease - each employee:	$1 million

(c) **Construction Insurance.** If major construction work is performed by LA-RICS AUTHORITY during the term of this Lease(i.e. demolition of structures, construction of new structures, renovation or retrofit involving structures frame, foundation or supports, or more than 50% of building, etc.) then LA-RICS AUTHORITY or LA-RICS AUTHORITY's contractor shall provide the following insurance. Owner shall determine the coverage limits required on a project by project basis:

- **Builder's Risk Course of Construction Insurance.** Such coverage shall insure against damage from perils covered by the Causes-of-Loss Special Form (ISO form CP 10 30). This insurance shall be endorsed to include earthquake, flood, ordinance or law coverage, coverage for temporary offsite storage, debris removal, pollutant cleanup and removal, testing, preservation of property, excavation costs, landscaping, shrubs and plants, and full collapse coverage during construction, without restricting collapse coverage to specified perils. Such insurance shall be extended to include boiler & machinery coverage for air conditioning, heating and other equipment during testing. This insurance shall be written on a completed-value basis and cover the entire value of the construction project, including Owner furnished materials and equipment, against loss or damage until completion and acceptance by the LA-RICS AUTHORITY and the Owner if required.

- **General Liability Insurance.** Such coverage shall be written on ISO policy form CG 00 01 or its equivalent, naming Owner as an additional insured, with limits of not less than $**TO BEDETERMINED ON A PROJECT BY PROJECT BASIS**:

AGENDA ITEM 3 - ATTACHMENT B

General Aggregate:
Products/Completed Operations Aggregate:
Personal and Advertising Injury:
Each Occurrence:

The Products/Completed Operations coverage shall continue to be maintained in the amount indicated above for at least two (2) years from the date the Project is completed and accepted by the LA-RICS AUTHORITY and the Owner if required.

- Automobile Liability. such coverage shall be written on iso policy form ca 00 01 or its equivalent with limits of not less than **TO BE DETERMINED ON A PROJECT BY PROJECT BASIS**for bodily injury and property damage, in combined or equivalent split limits, for each single accident. Such insurance shall cover liability arising out of LA-RICS AUTHORITY's or LA-RICS AUTHORITY's contractor use of autos pursuant to this lease, including owned, leased, hired, and/or non-owned autos, as each may be applicable.

- **Professional Liability.** Such insurance shall cover liability arising from any error, omission, negligent, or wrongful act of the LA-RICS AUTHORITY's contractor and/or licensed professional (i.e. architects, engineers, surveyors, etc.) with limits of not less than $ (**TO BEDETERMINED ON A PROJECT BY PROJECT BASIS**) per claim and $ **(DOUBLE THE PER CLAIM LIMIT)** aggregate. The coverage shall also provide an extended two-year reporting period commencing upon expiration, termination or cancellation of the construction project.

- **Workers Compensation and Employers' Liability Insurance** or qualified self-insurance satisfying statutory requirements. Such coverage shall provide Employers' Liability coverage with limits of not less than $1 million per accident. Such policy shall be endorsed to waive subrogation against the Owner for injury to the LA-RICS AUTHORITY's or LA-RICS AUTHORITY's contractor employees. If the LA-RICS AUTHORITY's or LA-RICS AUTHORITY's contractor employees will be engaged in maritime employment, the coverage shall provide the benefits required by the U.S. Longshore and Harbor Workers Compensation Act, Jones Act or any other federal law to which the LA-RICS AUTHORITY is subject. If LA-RICS AUTHORITY or LA-RICS AUTHORITY's contractor will provide leased employees, or, is an employee leasing or temporary staffing firm or a professional employer organization (PEO), coverage also shall include an Alternate Employer Endorsement (providing scope of coverage equivalent to ISO policy form WC 00 03 01 A) naming the Owner as the Alternate Employer, and the endorsement form

shall be modified to provide that Owner will receive not less than thirty (30) days advance written notice of cancellation of this coverage provision.

18.02 Insurer Financial Ratings. Insurance is to be provided by an insurance company acceptable to Owner with an A.M. Best rating of not less than A:VII, unless otherwise approved by Owner.

18.03 Failure to Maintain Coverage. Failure by LA-RICS AUTHORITY to maintain the required insurance, or to provide evidence of insurance coverage acceptable to Owner, shall constitute a material breach of this Agreement.

18.04 Notification of Incidents. Claims or Suits. LA-RICS AUTHORITY shall report to Owner any accident or incident relating to activities performed under this Agreement which involves injury or property damage which might reasonably be thought to result in the filing of a claim or lawsuit against LA-RICS AUTHORITY and/or Owner. Such report shall be made in writing within 72 hours of LA-RICS AUTHORITY's knowledge of such occurrence.

18.05 Compensation for Owner Costs. In the event that LA-RICS AUTHORITY fails to comply with any of the indemnification or insurance requirements of this Agreement, and such failure to comply results in any costs to Owner, LA-RICS AUTHORITY shall pay full compensation for all reasonable costs incurred by Owner.

19. FAILURE TO PROCURE INSURANCE

19.01 Failure on the part of LA-RICS AUTHORITY to procure or maintain the required program(s) of insurance shall constitute a material breach of contract upon which Owner may immediately terminate this Agreement, or at its discretion, procure or renew such insurance and pay any and all premiums in connection therewith, and all monies so paid by Owner shall be repaid by LA-RICS AUTHORITY to Owner upon demand.

19.02 Use of the LTE Site shall not commence until LA-RICS AUTHORITY has complied with the aforementioned insurance requirements, and shall be suspended during any period that LA-RICS AUTHORITY fails to maintain said insurance policies in full force and effect.

20. TAXES

20.01 The interest (as defined in California Revenue and Taxation Code Section 107) in the LTE Site created by this Agreement may be subject to property taxation if created. The party in whom the property interest is vested may be subject to the payment of the property taxes levied on the interest.

20.02 LA-RICS AUTHORITY shall pay before delinquency all lawful taxes, assessments, fees or charges which at any time may be levied by the Federal, State,

AGENDA ITEM 3 - ATTACHMENT B

Owner, City, or any other tax or assessment-levying body upon the LTE Site arising from LA-RICS AUTHORITY's use of the LTE Site.

20.03 If LA-RICS AUTHORITY fails to pay any lawful taxes or assessments upon the LTE Site which LA-RICS AUTHORITY is obligated to pay, LA-RICS AUTHORITY will be in default of the Agreement.

21.04 Owner reserves the right to pay any such tax, assessment, fees or charges, and all monies so paid by Owner shall be repaid by LA-RICS AUTHORITY to Owner upon demand. LA-RICS AUTHORITY and Owner agree that this is a Agreement and not a lease and no real estate interest is being conveyed herein.

21. NOTICES

Notices desired or required to be given pursuant to this Agreement or by any law now in effect shall be given by enclosing the same in a sealed envelope, Certified Mail - Return Receipt Requested, addressed to the party for whom intended and depositing such envelope, with postage prepaid, in the U.S. Post Office or any substation thereof, or any public letter box, and any such notice and the envelope containing the same, shall be addressed to LA-RICS AUTHORITY as follows:

LA-RICS AUTHORITY
Patrick J. Mallon
LA-RICS Executive Director
2525 Corporate Place, Suite 200
Monterey Park, CA 91754
Telephone No.: (323) 881-8291
Email: Pat.Mallon@la-rics.org

or such other place as may hereinafter be designated in writing by LA-RICS AUTHORITY. . 24-hour emergency contact information for LA-RICS is as follows:

CONSTRUCTION PERIOD: Patrick J. Mallon, (626) 969-6163

NETWORK OPERATIONS CENTER (Post-Construction):
Lieutenant Mark Wilkins, (323) 351-6507

The notices and the certificate of insurance and envelopes containing the same to the Owner shall be addressed as follows:

[INSERT Owner contact info including e-mail address]

[INSERT OWNER 24-hour contact info]

or such other place as may hereinafter be designated in writing by Owner.

AGENDA ITEM 3 - ATTACHMENT B

Notice shall be effective upon actual receipt or refusal as shown on the receipt obtained pursuant to the foregoing. Notices may also be provided by electronic mail or facsimile transmission, provided that such notices are followed up with a copy sent via US Mail.

22. **LA-RICS FACILITY REMOVAL**

22.01 LA-RICS AUTHORITY shall remove all of its LA-RICS Facility and personal and improvements from the LTE Site and the Real Property and restore the LTE Site to its original condition, reasonable wear and tear and damage or destruction by the acts of God beyond the control of LA-RICS AUTHORITY excepted, on or before the expiration of this Agreement, unless this Agreement is otherwise terminated or cancelled prior to the expiration date provided herein, in which case LA-RICS AUTHORITY shall remove from the LTE Site and the Real Property all of its LA-RICS Facility and personal property and improvements and restore the LTE Site to its original condition, reasonable wear and tear and damage or destruction by the acts of God beyond the control of LA-RICS AUTHORITY excepted, within ninety (90) days of the cancellation. If weather conditions or lack of access to the LTE Site render the timely removal of LA-RICS AUTHORITY's property impossible, then LA-RICS AUTHORITY shall have thirty (30) days from the earliest date on which access is possible in which to comply with this provision.

22.02 If LA-RICS AUTHORITY does not timely remove all of its LA-RICS Facility, personal property and improvements from the LTE Site and the Real Property within the time provided in this section, Owner may, but shall not be required to, remove the LA-RICS Facility and all personal property and improvements at LA-RICS AUTHORITY's expense. LA-RICS AUTHORITY shall reimburse Owner within thirty (30) days of receipt of an itemized accounting of the cost for such removal of personal property and improvements. Owner shall incur no liability for any damage to the LA-RICS Facility during removal or storage.

23. **INDEPENDENT STATUS**

This Agreement is by and between Owner and LA-RICS AUTHORITY and is not intended and shall not be construed to create the relationship of agent, servant, employee, partnership, joint venture or association as between Owner and LA-RICS AUTHORITY. LA-RICS AUTHORITY understands and agrees to bear the sole responsibility and liability for furnishing Workers' Compensation with respect to services performed on behalf of LA-RICS AUTHORITY pursuant to this Agreement.

AGENDA ITEM 3 - ATTACHMENT B

24. **AMENDMENT**

Any modification of any of the terms and conditions hereof shall require a written amendment signed by an authorized agent of the LA-RICS AUTHORITY and an authorized agent of Owner.

25. **ASSIGNMENT**

25.01 This Agreement may not be sold, assigned or transferred by LA-RICS AUTHORITY without the approval or consent of the Owner, which consent may not be unreasonably withheld or conditioned. No change of stock ownership, partnership interest or control of LA-RICS AUTHORITY or transfer upon partnership or corporate dissolution of LA-RICS AUTHORITY shall constitute an assignment hereunder.

25.02 To effect an assignment or transfer pursuant to this Section 25 (Assignment), LA-RICS AUTHORITY shall first deliver to the Owner:

(i) A written request for approval;

(ii) The name, address, and most recent financial statements of the proposed transferee, assignee or sublicensee;

(iii) Proposed unredacted instrument of transfer or assignment or any or all of its rights hereunder; and

(iv) Any other information reasonably requested by the CEO.

25.03 Owner shall approve or disapprove a proposed transfer, assignment or sublicense within sixty (60) days after LA-RICS AUTHORITY delivers all such items to the Owner. Owner's failure to respond to any request pursuant to this Section shall be deemed disapproval of said request.

25.04 In the case of an assignment of this Agreement, the proposed instrument shall include a written assumption by the assignee of all obligations of LA-RICS AUTHORITY under the Agreement arising thereafter and assignee shall be liable to perform the full obligations of the LA-RICS AUTHORITY under this Agreement and as a condition to the completion of such transfer must cure, remedy, or correct any event of default existing at the time of such transfer in a manner satisfactory to the Owner.

25.05 In the case of a sublicense, the proposed instrument shall specifically include a provision that the sublicensee shall comply with and be subject to all of the terms covenants, and conditions of this Agreement.

25.06 Owner shall have the right to lease or license the use of space on LA-RICS Authority's telecommunications pole to third party(ies), if such telecommunications pole is capable of housing such third party(ies), based on terms mutually agreeable to the LA-RICS Authority. Owner shall submit any proposed lease or license to the LA-

AGENDA ITEM 3 - ATTACHMENT B

RICS Authority for review and approval prior to entering into such lease or license. Such proposed instrument shall specifically include: (a) a provision that the lease or license shall comply with and be subject to all of the terms covenants, and conditions of this Agreement, and (b) a requirement that any third party use of LA-RICS Authority's telecommunications pole shall not interfere with LA-RICS Authority's use of the LA-RICS Facility or its operations. The parties agree that any revenues generated by such third party leases or licenses by Owner shall be retained by Owner, except for an amount to be agreed upon between Owner and LA-RICS Authority, which sum is intended to compensate LA-RICS AUTHORITY for its operational, administrative and other costs associated with third party use of the LA-RICS Authority's telecommunications pole.

DRAFT

26. **SUBORDINATION AND NON-DISTURBANCE**

Owner shall obtain, not later than 15 days following the execution of this Agreement, a Non-Disturbance Agreement, as defined below, from its existing mortgagees, ground lessors and master lessors, if any, of the Real Property. At Owner's option, this Agreement shall be subordinate to any future master lease, ground lease, mortgage, deed of trust, or other security interest (a "Mortgage") by Owner which from time to time may encumber all or part of the Real Property; provided, however, as a condition precedent to LA-RICS AUTHORITY being required to subordinate its interest in this Agreement to any future Mortgage covering the Real Property, Owner shall obtain for LA-RICS AUTHORITY's benefit a non-disturbance and attornment agreement in a form reasonably satisfactory to LA-RICS AUTHORITY and containing at a minimum the terms set forth hereinbelow ("Non-Disturbance Agreement"), and shall recognize LA-RICS AUTHORITY's right to remain in occupancy of and have access to the LTE Site as long as LA-RICS AUTHORITY is not in default of this Agreement beyond applicable notice and cure periods. The Non-Disturbance Agreement shall include the encumbering party's ("Lender's") agreement that, if Lender or its successor in interest or any purchase of Lender's or its successor's interest (a "Purchaser") acquires an ownership interest in the Real Property, Lender or such successor in interest or Purchaser will (a) honor all of the terms of this Agreement, (b) fulfill Owner's obligations under this Agreement, and (c) promptly cure all of the then-existing Owner defaults under this Agreement. Such Non-Disturbance Agreement must be binding on all of Lender's participants in the subject loan (if any) and on all successors and assigns of Lender and/or its participants and on all Purchasers. In return for such Non-Disturbance Agreement, LA-RICS AUTHORITY will execute an agreement for the Lender's benefit in which LA-RICS AUTHORITY: (i) confirms that the Agreement is subordinate to the Mortgage or other real property interest in favor of the Lender, (ii) agrees to attorn to Lender if Lender becomes the owner of the Real Property, and (iii) agrees to accept a cure by Lender of any of Owner's defaults, provided such cure is completed within the deadline applicable to Owner.

27. **CONDEMNATION**

In the event of any condemnation of the Real Property (or any portion thereof), LA-RICS AUTHORITY may terminate this Agreement upon written notice to Owner if such condemnation may reasonably be expected to disrupt LA-RICS AUTHORITY's operations at the LTE Site for more than forty-five (45) days. LA-RICS AUTHORITY may on its own behalf make a claim in any condemnation proceeding involving the LTE Site for losses related to the equipment comprising the applicable LA-RICS Facility, its relocation costs and its damages and losses (but not for the loss of its interest, if any, under this Agreement). Any such notice of termination shall cause this Agreement to expire with the same force and effect as though the date set forth in such notice were the date originally set as the expiration date of this Agreement, and Owner and LA-RICS AUTHORITY shall make an appropriate adjustment, as of such termination date, with respect to payments due to the other, if any, under this Agreement.

AGENDA ITEM 3 - ATTACHMENT B

28. **DEFAULT**

Except as otherwise provided in this Agreement, in the event of a default hereunder by LA-RICS AUTHORITY, Owner shall provide written notice thereof to LA-RICS AUTHORITY. LA-RICS AUTHORITY shall have sixty (60) days from the date of said notice in which to cure the default, provided that LA-RICS AUTHORITY shall have such extended period beyond sixty (60) days as may be required if the nature of the cure is such that it reasonably requires more than sixty (60) days and LA-RICS AUTHORITY has commenced to cure the default within the 60-day period and has acted with reasonable diligence in commencing and pursuing such cure to completion. Owner may not maintain any action or effect any remedies for default against LA-RICS AUTHORITY unless and until LA-RICS AUTHORITY has failed to cure a default within the time periods set forth in this section. In the event that LA-RICS AUTHORITY fails to cure a default within sixty (60) days or as otherwise provided in this section, Owner may: (a) cure the default and invoice LA-RICS AUTHORITY for all costs reasonably incurred in effecting such cure, or (b) terminate this Agreement upon written notice to LA-RICS AUTHORITY, take possession of the LTE Site and remove all LA-RICS AUTHORITY's improvements located thereon. In the event of a default hereunder by Owner, LA-RICS AUTHORITY shall provide written notice thereof to Owner. Owner shall have sixty (60) days from the date of said notice in which to cure the default, provided that Owner shall have such extended period beyond sixty (60) days as may be required if the nature of the cure is such that it reasonably requires more than sixty (60) days and Owner has commenced to cure the default within the 60-day period and has acted with reasonable diligence in commencing and pursuing such cure to completion. LA-RICS AUTHORITY may not maintain any action or effect any remedies for default against Owner unless and until Owner has failed to cure a default within the time periods set forth in this section. In the event that Owner fails to cure a default within sixty (60) days or as otherwise provided in this section, LA-RICS AUTHORITY may: (a) cure the default and invoice Owner for all costs reasonably incurred by LA-RICS AUTHORITY in effecting such cure, or (b) terminate this Agreement upon written notice to Owner.

29. **WAIVER**

29.01 Any waiver by either party of the breach of any one or more of the covenants, conditions, terms and agreements herein contained shall not be construed to be a waiver of any other breach of the same or of any other covenant, condition, term or agreement herein contained, nor shall failure on the part of either party to require exact, full and complete compliance with any of the covenants, conditions, terms or agreements herein contained be construed as in any manner changing the terms of this Agreement or stopping either party from enforcing the full provisions thereof.

29.02 No option, right, power, remedy, or privilege of either party shall be construed as being exhausted by the exercise thereof in one or more instances. The

AGENDA ITEM 3 - ATTACHMENT B

rights, powers, options, and remedies given either party by this Agreement shall be cumulative.

30. **HAZARDOUS MATERIALS**

The parties hereto hereby warrant and represent that they shall comply with all applicable Federal, State, and local laws and regulations concerning the use, release, storage and disposal of hazardous substances on the LTE Site and the Real Property. For purposes of this Agreement, the term "hazardous substances" shall be deemed to include hazardous, toxic or radioactive substances, as defined in California Health and Safety Code Section 25316, as amended from time to time, or the same or a related defined term in any successor or companion statutes, and crude oil or byproducts of crude oil other than crude oil which exists on the Real Property as a natural formation, and those chemicals and substances identified pursuant to Health and Safety Code Section 25249.8., as it may be amended from time to time.

The parties each agree to indemnify and defend the other and the other's agents, officers, employees, and contractors against any and all losses, liabilities, claims and/or costs (including reasonably attorneys' fees and costs) to the extent arising from the indemnifying party's breach of any warranty or agreement contained in this Section.

31. **DAMAGE OR DESTRUCTION**

Either party shall have the right to terminate this Agreement with respect to all or any portion of the LTE Site in the event of one of the following: (a) the applicable Real Property or the LTE Site is damaged by fire or other casualty, incidents of war, earthquake, or other violent action of the elements such that repairs cannot reasonably be expected to be completed within forty-five (45) days following said damage (or Owner in its sole discretion elects not to make such repair);or (b) the applicable Real Property or LTE Site is damaged by fire or other casualty, incidents of war, earthquake, or other violent action of the elements such that such damage may reasonably be expected to disrupt LA-RICS AUTHORITY's operations at such LTE Site for more than forty-five (45) days. Notwithstanding the foregoing, in the event of any of the damage described in this Section, LA-RICS AUTHORITY shall have the right to elect to perform or cause to be performed any of the required repairs to the applicable Real Property or LTE Site should Owner elect not to undertake such repairs. Any notice of termination provided pursuant to this Section shall cause this Agreement to expire with the same force and effect as though the date set forth in such notice were the date originally set as the expiration date of this Agreement, and the parties shall make an appropriate adjustment, as of such termination date, with respect to payments due to the other under this Agreement, if any.

Should any matter or condition beyond the control of the parties, such as war, public emergency, calamity, fire, earthquake, flood or act of God prevent performance of this Agreement by either party, such party shall be relived of the performance of such obligations during the time period of the event.

LA-RICS AUTHORITY shall be solely responsible for any damage or loss to LA-RICS AUTHORITY's equipment resulting from theft or vandalism or resulting from any other cause, except to the extent caused by Owner's acts or omissions.

32. **AUTHORIZATION WARRANTY**

The parties hereto represent and warrant that the person executing this Agreement for each of them is an authorized agent who has actual authority to bind such party to each and every term, condition, and obligation of this Agreement and that all requirements of such party have been fulfilled to provide such authority.

33. **INDEPENDENT CONTRACTOR STATUS**

This Agreement is not intended, and shall not be construed, to create the relationship of agent, servant, employee, partnership, joint venture, or association between Owner and LA-RICS AUTHORITY. LA-RICS AUTHORITY shall bear the sole responsibility and liability for furnishing Worker's Compensation benefits to any person for injuries from or connected with services performed on behalf of LA-RICS AUTHORITY pursuant to this Agreement as required by law. The foregoing indemnification does not apply to liability caused by the negligence of the Owner.

34. **GOVERNING LAW, JURISDICTION, AND VENUE**

This Agreement shall be governed by, and construed in accordance with the internal laws of the State of California. LA-RICS AUTHORITY agrees and consents to the exclusive jurisdiction of the courts of the State of California for all purposes regarding this Agreement and further agrees and consents that venue of any action brought hereunder shall be exclusively in the County of Los Angeles.

35. **COMPLIANCE WITH APPLICABLE LAW**

In the performance of this Agreement, each party and anyone acting on such party's behalf pursuant to this Agreement shall comply with all applicable Federal, State and local laws, rules, regulations, ordinances, directives, guidelines, policies and procedures (including without limitation the rules and regulations of the FCC, the Federal Aviation Administration ("FAA"), and OSHA, and all provisions required thereby to be included in this Agreement are hereby incorporated herein by reference.

36. **COMPLIANCE WITH CIVIL RIGHTS LAWS, NONDISCRIMINATION AND AFFIRMATIVE ACTION**

36.01 LA-RICS AUTHORITY hereby assures that it will comply with Subchapter VI of the Civil Rights Act of 1964, 42 USC Sections 2000 (e) (1) through 2000 (e) (17), to the end that no person shall, on the grounds of race, creed, color, sex, religion, ancestry, age, condition or physical handicap, marital status, political affiliation, or national origin, be excluded from participation in, be denied the benefits

of, or be otherwise subject to discrimination under this Agreement or under any project, program or activity supported by this Agreement.

36.02 LA-RICS AUTHORITY certifies and agrees that it will deal with its subcontractors, bidders, or vendors without regard to or because of race, color, religion, ancestry, national origin, sex, age, physical or mental disability, material status, or political affiliation.

36.03 LA-RICS AUTHORITY certifies and agrees that it, its affiliates, subsidiaries, or holding companies shall comply with all applicable Federal and State laws and regulations to the end that no person shall, on the grounds of race, color, religion, ancestry, national origin, sex, age, physical or mental disability, marital status, or political affiliation, be excluded from participation in, be denied the benefits of, or be otherwise subjected to discrimination under this Agreement or under any project, program, or activity supported by this Agreement.

36.04 If the Owner finds that any of the above provisions of this Section have been violated, such violation shall constitute a material breach of this Agreement upon which the Owner may terminate, or suspend this Agreement.

36.05 While the Owner reserves the right to determine independently that the anti-discrimination provisions of this Agreement have been violated, in addition, a determination by the California Fair Employment Practices Commission, the Federal Equal Employment Opportunity Commission that LA-RICS AUTHORITY has violated Federal or State anti discrimination laws or regulations shall constitute a finding by Owner that LA-RICS AUTHORITY has violated the anti-discrimination provisions of this Agreement.

36.06 In the event LA-RICS AUTHORITY violates the antidiscrimination provisions of the Agreement, the parties agree that it is difficult to ascertain the amount of liquidated damages, and hereby agree that the Owner shall, at its sole option, be entitled to the sum of FIVE HUNDRED DOLLARS ($500.00) for each such violation pursuant to California Civil Code 1671 as liquidated damages in lieu of terminating or suspending this Agreement.

37. NON EXCLUSIVITY

Nothing herein is intended or shall be construed as creating any exclusive arrangement with LA-RICS AUTHORITY. This Agreement shall not restrict the Owner from acquiring similar, equal or like goods and/or services from other entities or sources.

38. NOTICE OF EMPLOYEES REGARDING THE FEDERAL EARNED INCOME CREDIT

LA-RICS AUTHORITY shall notify its employees, and shall require each Contractor and Subcontractor to notify its employees, that they may be eligible for the

Federal Earned Income Credit under the federal income tax laws. Such notice shall be provided in accordance with the requirements set forth in Internal Revenue Service Notice No. 1015.

39. **PUBLIC RECORDS ACT**

39.01 Any documents submitted by LA-RICS AUTHORITY or its agents including without limitation the LTE Vendor and all information obtained in connection with the Owner's right to inspect the LTE Site or any other rights provided by this Agreement shall become the exclusive property of the Owner. All such documents become a matter of public record and shall be regarded as public records, except as specifically provided by California Government Code Section 6250 et seq. ("Public Records Act") and which are marked "trade secret," "confidential," or "proprietary." The Owner shall not be in any way liable or responsible for the disclosure of any such records including, without limitation, those so marked, if disclosure is required by law, or by an order issued by a court of competent jurisdiction.

39.02 In the event the Owner is required to defend an action on a Public Records Act request as requested by LA-RICS AUTHORITY for any of the aforementioned documents, information, books, records, and/or contents of a proposed marked "trade secret," "confidential", or "proprietary," LA-RICS AUTHORITY agrees to refund and indemnify the Owner from all costs and expenses, including without limitation reasonable attorney's fees, incurred in such action or liability arising under the Public Records Act within thirty days after LA-RICS AUTHORITY's receipt of Owner's invoice.

39.03 Any documents submitted by Owner or its agents and all information obtained in connection with LA-RICS AUTHORITY's rights provided by this Agreement shall become the exclusive property of LA-RICS AUTHORITY. All such documents become a matter of public record and shall be regarded as public records, except as specifically provided by California Government Code Section 6250 et seq. ("Public Records Act") and which are marked "trade secret," "confidential," or "proprietary." LA-RICS AUTHORITY shall not be in any way liable or responsible for the disclosure of any such records including, without limitation, those so marked, if disclosure is required by law, or by an order issued by a court of competent jurisdiction.

39.04 In the event the LA_RICS AUTHORITY is required to defend an action on a Public Records Act request as requested by the Owner for any of the aforementioned documents, information, books, records, and/or contents Owner agrees to refund and indemnify the LA-RICS AUTHORITY from all costs and expenses, including without limitation reasonable attorney's fees, incurred in such action or liability arising under the Public Records Act within thirty days after Owner's receipt of LA-RICS AUTHORITY's invoice.

AGENDA ITEM 3 - ATTACHMENT B

40. **OTHER TERMS AND CONDITIONS**

40.01 Advertising Materials and Signs. Except for warning signs required by law, LA-RICS AUTHORITY shall not post signs upon the LTE Site or improvements thereon, or distribute or cause to be distributed any advertising materials unless prior approval therefor is obtained from the Owner.

40.02 Habitation. The LTE Site shall not be used for human habitation.

40.03 Illegal Activities. LA-RICS AUTHORITY shall not knowingly permit any illegal activities to be conducted upon the LTE Site.

40.04 Safety. LA-RICS AUTHORITY shall immediately correct any unsafe condition on the LTE Site, as well as any unsafe practices occurring thereon, to the extent such unsafe condition or practice occurs as a result of LA-RICS AUTHORITY's use of the LTE Site. LA-RICS AUTHORITY shall cooperate fully with Owner in the investigation of any accidental injury or death occurring on the LTE Site, including a prompt report thereof to the Owner. LA-RICS AUTHORITY shall cooperate and comply fully with Owner, State, municipal, federal or any other regulatory agency having jurisdiction thereover, regarding any safety inspections and certifications of any and all LA-RICS AUTHORITY's structures and enclosures. LA-RICS AUTHORITY, at its expense, may use any and all appropriate means of restricting public access to the LTE Site.

40.05 Sanitation. No offensive matter, refuse, or substance constituting an unnecessary, unreasonable or unlawful fire hazard, or material detrimental to the public health in violation of the law, shall be permitted or remain on the LTE Site and within a distance of fifty (50) feet thereof, and LA-RICS AUTHORITY and Owner shall prevent any accumulation thereof from occurring.

40.06 Security Devices. LA-RICS AUTHORITY, at its own expense, may provide any legal devices or equipment and the installation thereof, designated for the purpose of protecting the LTE Site from theft, burglary or vandalism, provided written approval for installation thereof is first obtained from the Owner. Owner shall be responsible for securing the Real Property.

DRAFT

41. **NON-AVAILABILITY OF FUNDING**

The parties acknowledge and agree that LA-RICS' AUTHORITY's performance of its obligations under this Agreement is subject to the continuing availability of federalgrants or other funds for the LA-RICS Project. This Agreement may be terminated by LA-RICS AUTHORITY (and the LA-RICS Facility removed from the LTE Site in accordance with Section 22 (LA-RICS Facility Removal) hereof)upon a loss orreduction of grant funds or other applicable funding sources.

42. **ACKNOWLEDGMENT OF INELIGIBILITY FOR RELOCATION ASSISTANCE**

LA-RICS AUTHORITY hereby disclaims any status as a "displaced person" as such is defined in Government Code Section 7260 and hereby acknowledges his ineligibility for relocation assistance as provided in Government Code Section 7260 through 7276, inclusive, as interpreted in Title 25, Chapter 6, Section 6034(b) (1) of the California Administrative Code upon the future cancellation or termination of this Agreement.

43. **LA-RICS AUTHORITY'S STAFF AND EMPLOYMENT PRACTICES**

43.01 LA-RICS AUTHORITY shall designate one member of its staff as an Operations Manager with whom the Owner may deal with on a daily basis. Any person selected by LA-RICS AUTHORITY as an Operations Manager shall be fully acquainted with LA-RICS AUTHORITY's operation, familiar with the terms and the conditions prescribed therefore by this Agreement, and authorized to act in the day-to-day operation thereof.

43.02 LA-RICS AUTHORITY shall establish an identification system for each of its personnel assigned to service the LTE Site that clearly indicates the name of the person. The identification system shall be furnished at LA-RICS AUTHORITY expense and may include appropriate uniform attire and name badges as routinely maintained by LA-RICS AUTHORITY.

44. **BANKRUPTCY**

The Owner and LA-RICS AUTHORITY hereby expressly agree and acknowledge that it is the intention of both parties that in the event that during the term of this Agreement LA-RICS AUTHORITY shall become a debtor in any voluntary or involuntary bankruptcy proceeding (a Proceeding) under the United States Bankruptcy Code, 11 U.S.C. 101, et seq. (the Code), this Agreement is and shall be treated as an unexpired lease of nonresidential real property for purposes of Section 365 of the Code, 11 U.S.C. 365 (as may be amended), and, accordingly, shall be subject to the provisions of subsections (d)(3) and (d)(4) of said Section 365 (as may be amended).

AGENDA ITEM 3 - ATTACHMENT B

45. **SUCCESSORS AND ASSIGNS**

Subject to any provision hereof restricting assignment or subletting by LA-RICS AUTHORITY, this Agreement shall bind the parties, their personal representatives, successors and assigns.

46. **SEVERABILITY**

The invalidity of any provision of this Agreement, as determined by a court of competent jurisdiction shall in no way affect the validity of any other provision hereof.

47. **INTERPRETATION**

Unless the context of this Agreement clearly requires otherwise: (i) the plural and singular numbers shall be deemed to include the other; (ii) the masculine, feminine and neuter genders shall be deemed to include the others; (iii) "or" is not exclusive; and (iv) "includes" and "including" are not limiting.

48. **ENTIRE AGREEMENT**

This Agreement (and the attached exhibits) contains the entire agreement between the parties hereto with respect to the matters set forth herein, and no addition or modification of any terms or provisions shall be effective unless set forth in writing, signed by both Owner and LA-RICS AUTHORITY.

DRAFT

IN WITNESS WHEREOF, the LA-RICS AUTHORITY has executed this Agreement or caused it to be duly executed and Owner has caused this Agreement to be executed on the day, month and year first above written.

THE LOS ANGELES REGIONAL INTEROPERABLE COMMUNICATIONS SYSTEM AUTHORITY A California Joint Powers Authority	CITY OF INDUSTRY
By: _____	By: _____
Print Name:_____ Its:_____	
APPROVED AS TO FORM: JOHN F. KRATTLI COUNTY COUNSEL	ATTEST:
By:_____ Deputy	By: _____

DRAFT

EXHIBIT A

SITE LIST

DRAFT

EXHIBIT B

EQUIPMENT LIST

DRAFT

EXHIBIT C

SITE PLAN

[TO BE INCORPORATED BY REFERENCE]

DRAFT

LTE SITE ACCESS AGREEMENT

THIS SITE ACCESS AGREEMENT ("Agreement"), is made and entered into in duplicate original this _____ day of _____, 2014,

BY AND BETWEEN **CITY OF DIAMOND BAR,** a municipal corporation,, hereinafter referred to as "Owner"

AND **THE LOS ANGELES REGIONAL INTEROPERABLE COMMUNICATIONS SYSTEM AUTHORITY,** a Joint Powers Authority, hereinafter referred to as "LA-RICS Authority."

RECITALS:

WHEREAS, the LA-RICS Authority is a joint powers authority which was established pursuant to a Joint Powers Agreement dated January 2009 ("JPA") for the purpose of coordinating governmental services to establish a wide-area interoperable public safety communications network commonly known as LA-RICS;

WHEREAS, Owner owns certain real property described and depicted on Exhibit A attached hereto and incorporated by this reference ("Real Property"); and

WHEREAS, LA-RICS Authority desires to use a portion of the Real Property for use as a Long Term Evolution broadband ("Broadband" or "LTE") communication site; and

WHEREAS, the parties hereto acknowledge that: (a) LA-RICS AUTHORITY has retained Motorola ("LMR Vendor") to design, construct, and perform services with respect to a regional interoperable LMR telecommunications system as a part of the LA-RICS; (b) the LA-RICS Authority has retained Motorola ("LTE Vendor") to design and construct a regional interoperable Broadband telecommunications system as a part of the LA-RICS; (c) the federal First Responder Network Authority may, or may not retain one or more vendors (collectively, the "First Net Parties"), to design and construct a national interoperable Broadband telecommunications system of which the LA-RICS may be a part; and (d) any of the LA-RICS Authority member agencies may assume the LA-RICS Authority's rights and obligations under this Agreement and/or may perform services with respect to this LA-RICS; and

WHEREAS, Owner is willing to grant to LA-RICS AUTHORITY the rights granted by this Agreement for use of a LTE site located on the Real Property in accordance with the terms and conditions prescribed herein.

DRAFT

NOW, THEREFORE, in consideration of the foregoing recitals, which are hereby deemed a contractual part hereof, and the mutual promises, covenants, and conditions set forth herein, the parties hereto agree as follows:

1. **LTE SITE; LICENSE**

1.01 Owner hereby grants to LA-RICS AUTHORITY on the terms and conditions set forth herein, the exclusive use of approximately ___ square feet of land within a portion of the Real Property, including applicable non-exclusive easements for site access and utilities as described and/or depicted on Exhibit A, attached hereto and incorporated herein by reference to install and operate an unmanned LTE communication facility, (the "LTE Site").

1.01 The LA-RICS AUTHORITY acknowledges its personal inspection of the LTE Site and the surrounding area and evaluation of the extent to which the physical condition thereof will affect its operations. The LA-RICS AUTHORITY accepts the LTE Site in its as-is condition with no duty upon either party to investigate, and Owner makes no warranty, express or implied, as to the suitability of the LTE Site or the Real Property for the LA-RICS AUTHORITY's use; its physical condition, including the condition and stability of the soils or groundwater on or under any of the Real Property; and the presence of pollutants or contaminants therein.

1.02 LA-RICS AUTHORITY, the LTE Vendor, and/or the First Net Parties may make or construct or cause to be made or constructed additions, alterations, repairs, replacements or other changes to the LTE Site at the LA-RICS AUTHORITY's expense in accordance with all of the terms and conditions of this Agreement.

1.03 LA-RICS AUTHORITY hereby acknowledges the title or other legal right of possession of the Owner or its successors in the Real Property and covenants and agrees never to assail, contest, or resist said title.

1.04 Ownership of all improvements constructed by the LA-RICS AUTHORITY upon the LTE Site and all alterations, additions or betterments thereto shall remain with the LA-RICS AUTHORITY or other agencies as may be provided by any applicable LA-RICS grant requirements. The LA-RICS AUTHORITY may remove any of its own improvements to the Real Property at any time during the term of this Agreement, and Owner hereby waives any and all lien rights it may have in relation thereto, statutory or otherwise.

2. **PURPOSE AND USE**

2.01 The purpose of this Agreement is to allow the LA-RICS AUTHORITY to use the LTE Site for the installation, operation, maintenance, and repair of a Broadband communication facility. The LA-RICS AUTHORITY (and/or its member agencies, the LTE Vendor, the First Net Parties and/or other agents): (a) shall have the right to construct, install, repair, remove, replace, maintain, and operate the LA-RICS

DRAFT

AUTHORITY's LTE communications system, which typically consists of, without limitation, the infrastructure, shelters, equipment and related improvements listed on Exhibit B attached hereto and incorporated herein by this reference (such LTE system and associated infrastructure, shelters, equipment and related improvements, collectively, the "LA-RICS Facility") and other related materials as may be deemed necessary by the LA-RICS AUTHORITY, and (b) shall be allowed access over, through and across each site comprising the Real Property for ingress to and egress from the LTE Site 24 hours per day, 7 days per week without notice. Each LTE Site shall be used only for the purposes authorized by this Section 2.01, and such other purposes as are directly related thereto, and for no other purposes whatsoever (collectively the "Permitted Activities").

2.02 The LA-RICS AUTHORITY shall ensure that all usage of the LTE Site and/or the Real Property hereunder, including without limitation usage by its member agencies, officers, agents, contractors and employees, including the LTE Vendor and the First Net Parties (hereafter, the "LA-RICS AUTHORITY PARTIES"), is in compliance with all terms and conditions of this Agreement and shall, not materially interfere with Owner's use of the Real Property except as is reasonably necessary to further the purpose of this Agreement.

2.03 Nothing contained in this Agreement shall be deemed or construed in any way to limit the Owner's authority to exercise any right or power concerning the utilization of the Real Property including without limitation the LTE Site; provided, however, that such Owner authority shall not include the exercise of any right or power that would materially interfere with use of the LTE Site for the purposes provided in this Agreement.

3. APPROVALS/DESIGN REVIEW

The LA-RICS AUTHORITY shall furnish and submit to Owner copies of project plans and specifications (along with any other information reasonably requested by Owner) for the LTE Site at the 50%, 75%, and 100% stages of design development, for Owner's review and approval. LA-RICS AUTHORITY agrees to discuss with Owner the Owner's concerns, if any, regarding the proposed plans and to work in good faith to address such concerns prior to implementation of said plans; provided that in no event may the LA-RICS Facility be constructed until Owner has approved the plans and specifications. Notwithstanding the foregoing, Owner agrees that it will approve or deny approval of all plans and specifications within 10 business days of receipt or said plans and specifications shall be deemed approved.

Upon Owner's and LA-RICS AUTHORITY's approval of the final site plan for the LTE Site, such final site plan will be deemed incorporated herein by reference as Exhibit D. Owner and the LA-RICS AUTHORITY acknowledge that the LA-RICS AUTHORITY is a California joint powers authority whose members have specified, pursuant to Section 4.04 of its Joint Powers Agreement and Section 6509 of the California Government Code, that all common powers exercised by the LA-RICS AUTHORITY's

DRAFT

Board of Directors shall be exercised in a manner consistent with, and subject to all the restrictions and limitations upon the exercise of such powers, as are applicable to the County of Los Angeles ("County) (i.e., the LA-RICS AUTHORITY has adopted the County's operating mode). Accordingly, Owner and the LA-RICS AUTHORITY agree that the LA-RICS AUTHORITY (i) will comply with County Building Code requirements and (ii) will seek only those governmental approvals that would normally apply to the County, other than with respect to ministerial permits as described below. Notwithstanding the foregoing, the parties agree that their cooperation in addressing any concerns raised by the Owner is essential to the success of the LA-RICS project and that Owner's prior approval of the LA-RICS Facility's plans and specifications is required prior to construction of same, subject to the time limitations for Owner's review set forth in this Section 3.

Should ministerial permits be required, Owner shall expeditiously process such permits within its jurisdiction. To the extent there may be costs associated with Owner's review, such costs will be waived for LA-RICS AUTHORITY. The LA-RICS AUTHORITY may perform and obtain, at the LA-RICS AUTHORITY's sole cost and expense, soil borings, percolation tests, engineering reports, environmental investigations or other tests or reports on, over, and under each LTE Site to the extent necessary to proceed with design, construction, or for compliance with the California Environmental Quality Act and/or the National Environmental Policy Act, and/or to determine if the LA-RICS AUTHORITY's use of the LTE Site will be compatible with the LA-RICS AUTHORITY's engineering specifications and design and operational requirements. Owner shall work cooperatively and expeditiously with the LA-RICS AUTHORITY to complete review of any project plans and specifications, so as not to delay the design and construction of the LA-RICS Facility. In performing such tests LA-RICS shall disturb the LTE Site only to the extent reasonably necessary and shall, to the extent reasonably practical, return the site to its original condition.

4. **TERM**

The term ("Term") of the Agreement shall commence upon full execution of this Agreement ("Commencement Date") and shall terminate upon written notice of termination (a) by LA-RICS AUTHORITY or (b) by Owner pursuant to Section 28 (Default) hereof.

5. **CONSIDERATION**

The consideration for the use granted herein shall be LA-RICS AUTHORITY's compliance with all of the terms and conditions of this Agreement.

6. **CONDITIONS PRECEDENT TO INSTALLATION OR ALTERATIONS OF EQUIPMENT**

Owner shall have the opportunity to review and reasonably approve all project plans and specifications for the LA-RICS AUTHORITY's proposed alterations of the

DRAFT

equipment comprising the LA-RICS Facility (not including "like-kind" replacements) after LA-RICS AUTHORITY's initial installation of the LA-RICS Facility on the LTE Site. In addition, Owner shall have the right to inspect said equipment and the LTE Site at any time during and after installation upon not less than 24 hours prior written notice to the LA-RICS AUTHORITY (except in cases of emergency pursuant to Section 14 hereof (Emergency Access) and LA-RICS AUTHORITY may require an LA-RICS AUTHORITY representative to accompany Owner during any such inspection of or access to a LTE Site. The LA-RICS AUTHORITY shall not commence installation of equipment or alteration of a LTE Site, or any portion thereof, until the Owner has approved the plans and specifications, which approval shall not be unreasonably withheld. Owner's approval of the plans shall not release the LA-RICS AUTHORITY from the responsibility for, or the correction of, any errors, omissions or other mistakes that may be contained in the plans and specifications. The LA-RICS AUTHORITY shall be responsible for notifying Owner and all other relevant parties immediately upon discovery of such omissions and/or errors. The LA-RICS AUTHORITY shall not cause or permit any change of any equipment installed by the LA-RICS AUTHORITY on a LTE Site including power outputs or changes in the use of frequencies described in Exhibit B hereto (Equipment List), but not including "like-kind" replacements, except after Owner has been provided an opportunity to review and reasonably approve such plans and specifications. The parties agree that Owner's approval rights herein must be exercised within 10 business days of receipt of any plans and specifications related to any installation or alteration of the LA-RICS Facility, and that Owner's failure to approve or reject any such plans and specifications within 10 business days shall be deemed approval.

7. INSTALLATION

7.01 LA-RICS AUTHORITY shall install the LA-RICS Facility at its own expense and risk as approved by Owner in accordance with the terms hereof, and such installation shall not cause radio frequency interference with equipment, transmission or reception (operated currently or in the future) by the Owner. LA-RICS AUTHORITY and/or its agent shall install interference protection devices such as isolators, cavities, circulators, or combiners as required or recommended by accepted industry practices. Each component of the LA-RICS Facility shall be clearly identified with LA-RICS AUTHORITY's and, as applicable, member agency, LTE Vendor, and/or First Net Party's name, address, telephone number, Federal Communications Commission ("FCC") Agreement and frequencies in use. Such identification shall be attached to each component of the LA-RICS Facility in plain view.

7.02 LA-RICS AUTHORITY agrees that Owner may grant the use of any unused portion of the Real Property to any third party for any purpose, so long as such uses do not conflict or interfere with LA-RICS AUTHORITY's operations as provided by this Agreement. Any third party granted rights by the Owner shall, if applicable, be required to comply with all applicable noninterference rules of the FCC.

DRAFT

7.03 Owner reserves the right, at its expense, to install on the Real Property, including without limitation within the LTE Site, its own communications shelter, telecommunication equipment, and appropriate tower space for telecommunications and/or microwave (collectively, the "Owner Facilities") so long as the installation of said Owner Facilities does not interfere with LA-RICS AUTHORITY's operations. LA-RICS AUTHORITY and Owner agree to make commercially reasonable efforts to resolve any radio frequency interference issues with equipment, transmission or reception caused by the installation of the Owner Facilities.

7.04 . LA-RICS AUTHORITY shall have the right to finance and construct approved equipment and related improvements on the LTE Site at LA-RICS AUTHORITY' sole cost and expense, except as may be provided otherwise by other agreements. Following the construction and installation of LA-RICS AUTHORITY's infrastructure, shelter, equipment, and related improvements, LA-RICS AUTHORITY may thereafter, at its sole cost and expense, perform construction, maintenance, repairs, additions to, and replacements of its equipment as necessary and appropriate for its ongoing business and has the right to do all work necessary to prepare, modify and maintain the LTE Site to accommodate LA-RICS AUTHORITY's infrastructure, shelter, equipment, and related improvements and as required for LA-RICS AUTHORITY's operations of the LA-RICS Facility at the LTE Site, including any structural upgrades required to accommodate LA-RICS AUTHORITY's infrastructure, shelter, equipment, and related improvements on the LTE Site; provided that any such construction or installations that would cause a modification to previously approved plans and specifications shall be subject to Owner's review and approval as provided in Section 6 of this Agreement.

7.05 Upon completion of the installation of the equipment comprising the LA-RICS Facility at the LTE Site or modification thereof, LA-RICS AUTHORITY shall provide Owner with as-built drawings of the LA-RICS Facility ("As-Builts"). Such As-Builts shall include the location of any of LA-RICS AUTHORITY shelters, cabinets, grounding rings, cables, and utility lines associated with LA-RICS AUTHORITY use of the LTE Site in CAD and PDF formats. Upon receipt of and approval of the As-Builts by Owner, the As-Builts shall be deemed incorporated herein by reference as updates to Exhibit C (Site Plan). In the event that LA-RICS AUTHORITY fails to deliver the As-Builts as required by this section within ten business days of receipt of written notice, Owner may cause such As-Builts to be prepared on behalf of LA-RICS AUTHORITY and Owner shall assess a fee for such As-Builts, the cost of which shall become immediately due and payable to Owner upon invoice accompanied by supporting documentation of such fee.

8. ALTERATIONS

LA-RICS AUTHORITY shall make no renovations, alterations or improvements to the LTE Site or the Real Property other than to install, maintain, replace and operate the LA-RICS Facility in accordance with this Agreement and/or as permitted elsewhere herein, without providing prior written notice to Owner, provided that such renovations,

DRAFT

alterations, or improvements shall be consistent with the authorized use set forth in Section 2.02 hereof. Notwithstanding the foregoing, however, it is understood and agreed that LA-RICS AUTHORITY shall have the right to: (a) make repairs and replacements of "like-kind" infrastructure, shelters, equipment, and/or related improvements without providing notice to the Owner, and (b) perform any alterations or modifications that may be required pursuant to the Spectrum Manager Lease Agreement between LA-RICS AUTHORITY and the First Net Parties dated July 1, 2013 (the "Spectrum Lease Agreement") or that may be required as a result of FCC rules or regulations, after providing notice to the Owner. LA-RICS AUTHORITY agrees to submit to the Owner, for review and reasonable approval, all plans and specifications, working drawings, and other information reasonably required by the Owner covering proposed alterations by LA-RICS AUTHORITY. All work to be done by LA-RICS AUTHORITY shall be performed in accordance with the plans provided to and approved by Owner in accordance with the approval rights and time limitations provided in Section 6 hereof.

9. **MAINTENANCE**

Owner shall be responsible for maintenance of the Real Property, exclusive of the LTE Site, and such maintenance responsibility shall include general upkeep, landscaping, lawn-mowing, and related maintenance activities. The LTE Site shall be kept neat and clean by LA-RICS AUTHORITY and ready for normal use by Owner and other users. Should LA-RICS AUTHORITY fail to accomplish this, following 30 days written notice from Owner or such additional time as is reasonably necessary, Owner may perform the work and LA-RICS AUTHORITY shall pay the actual cost thereof within 30 days of receipt of invoice from Owner.

LA-RICS AUTHORITY shall be responsible for the timely repair of all damage to the LTE Site or the Real Property caused by its use thereof, including use by the LA_RICS AUTHORITY PARTIES . Should LA-RICS AUTHORITY fail to promptly make such repairs after 30 days written notice from Owner or if such repairs cannot be made within 30 days, within such time as is reasonably necessary, Owner may have repairs made and LA-RICS AUTHORITY shall pay the actual cost thereof within 30 days of receipt of invoice from Owner.

10. **CONSTRUCTION STANDARDS**

Installation and maintenance of the LA-RICS Facility shall be performed in a neat and workmanlike manner and shall at all times comply in all respects to the statutes, laws, ordinances and regulations of any governmental authority having jurisdiction which are applicable to the installation, construction, operation and maintenance of the LA-RICS Facility.

DRAFT

LA-RICS AUTHORITY shall remove any debris to the extent resulting from its or the LA-RICS AUTHORITY PARTIES' use of the LTE Site. In the event that LA-RICS AUTHORITY fails to remove such debris from the LTE Site, Owner shall provide written notice to LA-RICS AUTHORITY and allow LA-RICS AUTHORITY ten business days after receipt of notice to remove such debris. After the expiration of such ten-business day period, Owner shall cause such debris to be removed and invoice LA-RICS AUTHORITY shall pay the actual cost thereof upon written demand by Owner within 30 days of receipt of invoice.

11. **OTHER OPERATIONAL RESPONSIBILITIES**

11.01 As applicable, LA-RICS AUTHORITY or its LTE Vendor or the First Net Parties shall:

(a) Comply with and abide by all applicable rules, regulations and directions of Owner.

(b) At all times hold a valid FCC Agreement for the Permitted Activities and comply with all applicable City and County ordinances and all State and Federal laws, and, in the course thereof, obtain and keep in effect all required permits and agreements required to engage in the Permitted Activities on the LTE Site.

(c) Conduct the Permitted Activities in a courteous and non-profane manner, operate without interfering with the use of the Real Property by Owner or the public, except as herein permitted, and remove any agent, invitee or employee who fails to conduct Permitted Activities in the manner heretofore described.

(d) Assume the risk of loss, damage or destruction to the LA-RICS Facility and any and all fixtures and personal property belonging to LA-RICS AUTHORITY that are installed or placed within the LTE Site, unless such loss, damage or destruction was caused by the negligent or willful act or omission of the Owner, its agents, employees or contractors.

12. **RELOCATION**

12.01 Owner shall have the right to request relocation of the LA-RICS Facility or any portion thereof on no more than one occasion during the term hereof to another location on the Real Property ("Alternate Site"), provided:

(a) the Alternate Site: (i) is substantially similar to LA-RICS AUTHORITY's current LTE Site in size, (ii) is compatible with LA-RICS AUTHORITY's use pursuant to Section 2 hereof, and (iii) does not interfere with any portion of the LA-RICS Facility or the LA-RICS system or equipment;

(b) Owner shall pay all costs incurred by LA-RICS AUTHORITY for relocation of LA-RICS AUTHORITY's equipment from the LTE Site to the Alternate Site and any improvement of the Alternate Site to make it substantially similar to the LTE

DRAFT

Site, including all costs incurred to obtain all of the certificates, permits, and other approvals that may be required by any agency having jurisdiction, including costs required to comply with CEQA and the National Environmental Policy Act (NEPA), as applicable, prior to any activity at an Alternate Site that would constitute a “project” as that term is defined in Title 14, Section 15378 of the California Code of Regulations, as well as any soil boring tests needed to permit LA-RICS AUTHORITY's use of the Alternate Site;

(c) Owner shall give LA-RICS AUTHORITY at least six months written notice before requiring relocation; and

(d) LA-RICS AUTHORITY's use pursuant hereto will not be interrupted and LA-RICS AUTHORITY shall be allowed, if necessary, to place temporary equipment on the Real Property during the relocation.

12.02 LA-RICS AUTHORITY shall have the right to request relocation of the LA-RICS Facility or any portion thereof to an Alternate Site on the Real Property provided that:

(a) the Alternate Site: (i) is substantially similar to LA-RICS AUTHORITY's current LTE Site in size, (ii) is compatible with LA-RICS AUTHORITY's use pursuant to Section 2 hereof, and (iii) does not interfere with any portion of the LA-RICS Facility or the LA-RICS system or equipment;

(b) LA-RICS AUTHORITY shall pay all costs relating to relocation of LA-RICS AUTHORITY's equipment from the LTE Site to the Alternate Site and any improvement of the Alternate Site to make it substantially similar to the LTE Site, including all costs incurred to obtain all of the certificates, permits, and other approvals that may be required by any agency having jurisdiction, including costs required to comply with CEQA and the National Environmental Policy Act (NEPA), as applicable, prior to any activity at an Alternate Site that would constitute a “project” as that term is defined in Title 14, Section 15378 of the California Code of Regulations, as well as any soil boring tests needed to permit LA-RICS AUTHORITY's use of the Alternate Site;

(c) LA-RICS AUTHORITY shall give Owner at least two months written notice of the requested relocation, which relocation shall be subject to Owner's approval, which approval shall not be unreasonably withheld.

13. **ACCESS TO LTE SITE**

13.01 Owner hereby grants to the LA-RICS AUTHORITY and the LA-RICS AUTHORITY PARTIES a nonexclusive right to use, at their sole risk, during the term and option period of this Agreement, the access which serves the LTE Site ("Access"). The LA-RICS AUTHORITY, on behalf of itself and the LA-RICS AUTHORITY PARTIES acknowledge and accept the present condition of the Access on an "as is" basis. The LA-RICS AUTHORITY shall provide Owner with notice of all LA-RICS AUTHORITY PARTIES who are authorized to access the LTE Site pursuant to this Section.

13.02 LA-RICS AUTHORITY acknowledges and agrees that occasions may arise requiring the LA-RICS AUTHORITY to share in the cost of cleaning up of mud-slide debris and repairing the Access to its original accessible condition after a storm or heavy rainfall. LA-RICS AUTHORITY hereby agrees to pay its reasonable proportionate share of such clean-up repair costs within thirty (30) days of receipt of an invoice from Owner, and acknowledges and agrees that the details of any such clean-up or repair and associated cost may be disclosed to LA-RICS AUTHORITY by Owner upon at least thirty (30) days notice. Notwithstanding the foregoing, the LA-RICS AUTHORITY's financial burden pursuant to this Section shall not exceed five thousand dollars ($5,000) per incident; provided that Owner's obligation to repair Access in such event shall be governed by Section 31 of this Agreement.

14. EMERGENCY ACCESS BY OWNER

The Owner and its authorized agents may access the LTE Site at any time for the purpose of inspection and/or for making emergency improvements or repairs to the LTE Site or to interrupt or terminate LA-RICS AUTHORITY's transmission(s) from the LTE Site should LA-RICS AUTHORITY be unable or unwilling to respond to Owner's request to take immediate action to correct any deficiency which threatens Owner's operation on the LTE Site, provided that Owner shall endeavor to provide a 24-hour prior notice to LA-RICS AUTHORITY and shall access the LTE Site in the presence, if possible, of an LA-RICS AUTHORITY representative, if provided by LA-RICS AUTHORITY. Notwithstanding the foregoing, Owner shall not be required to provide notice to LA-RICS AUTHORITY prior to entering the LTE Site due to an emergency; provided, however, that under no circumstance shall the Owner access LA-RICS AUTHORITY's equipment cabinets. Owner shall use its best efforts to minimize any inconvenience or disturbance to LA-RICS AUTHORITY when entering the LTE Site. LA-RICS AUTHORITY shall reimburse Owner within thirty (30) days of receipt of Owner's invoice for Owner's actual costs to correct any deficiency that is corrected by Owner pursuant to this Section.

15. RADIO FREQUENCY EMISSIONS/INTERFERENCE

15.01 **No Interference.** LA-RICS AUTHORITY shall not use the LTE Site in any way which causes radio frequency ("RF") interference in excess of levels permitted by the FCC or otherwise interferes with the use of the Real Property by Owner or other occupants of the Real Property, who were in such occupancy on the Commencement Date. LA-RICS AUTHORITY shall be responsible for electromagnetic compatibility of LA-RICS AUTHORITY's equipment with existing and future equipment at the Real Property.

15.02 **Interference With Public Safety Systems.** In the event of any interference with Owner's Police or Fire Department, CWIRS, Paramedic or LAnet systems, or any future public safety-related systems, which is caused by LA-RICS AUTHORITY's equipment or operations, LA-RICS AUTHORITY shall be immediately

DRAFT

notified by Owner of such interference. Following such notification, the parties will cooperatively discuss and reach agreement on how such interference will be resolved.

15.03 **Interference With Non-Public Safety Systems.** In the event LA-RICS AUTHORITY's operations or equipment causes interference with non-public safety-related systems of Owner or any other duly authorized occupant of the Real Property, written notice of such interference shall be provided to LA-RICS AUTHORITY. Owner agrees that Owner and/or any other occupants of the Real Property who currently have or in the future take possession of the Real Property will be permitted to install only such radio equipment that is of the type and frequency which will not cause measurable interference with the existing equipment of LA-RICS AUTHORITY.

15.04 **Interference During Emergency.** If any measurable interference caused by LA-RICS AUTHORITY's equipment with Owner's electronic equipment during an emergency incident occurs, the LA-RICS AUTHORITY will immediately cease operation, transmission or further use of LA-RICS AUTHORITY's equipment until such time as the emergency incident or interference has ended but LA-RICS AUTHORITY shall be permitted to power up its equipment for intermittent testing with notice.

15.05 **Compliance With Law.** LA-RICS AUTHORITY is aware of its obligation to comply with all applicable rules and regulations of the FCC pertaining to RF emissions standards, as well as applicable rules and/or regulations of any other federal or state agency (including without limitation the Occupational Safety and Health Administration ("OSHA") having jurisdiction over the installation, operation, maintenance and/or working conditions involving the LTE Site. LA-RICS AUTHORITY agrees to be solely responsible for compliance with all applicable FCC and other governmental requirements with respect to its use of the LTE Site. LA-RICS AUTHORITY will immediately remedy its operations to comply with such applicable laws, rules and regulations but shall only be liable for any violations of such applicable standards to the extent arising solely from LA-RICS AUTHORITY's use of the LTE Site alone and not in combination with others. Where LA-RICS AUTHORITY's use of the LTE Site, in combination with others, exceed or violates such standards, LA-RICS AUTHORITY shall reasonably cooperate with Owner and with other relevant parties to mitigate such violations in a timely manner.

16. UTILITIES

LA-RICS AUTHORITY shall, at its sole cost and expense, cause the installation of any utility service line required by or for its use of the LTE Site and shall be responsible for the payment of all utilities necessary for same .

17. HOLD HARMLESS AND INDEMNIFICATION

To the extent permitted by law, LA-RICS AUTHORITY agrees to indemnify, defend, save and hold harmless Owner and its agents, elected and appointed officers, and employees from and against any and all liability, expense (including, without

DRAFT

limitation, attorneys' fees and costs), and claims for damages of any nature whatsoever, including, without limitation, bodily injury, death, personal injury, or property damage arising from or connected with the LA-RICS AUTHORITY PARTIES' exercise of any rights or obligations under this Agreement, including, without limitation, any Workers' Compensation suit, liability, or expense. The obligation to defend and indemnify shall not apply to claims arising out of the negligence or willful misconduct of Owner.

To the extent permitted by law, Owner agrees to indemnify, defend, save and hold harmless LA-RICS AUTHORITY PARTIES from and against any and all liability, expense (including, without limitation, attorneys' fees and costs), and claims for damages of any nature whatsoever, including, without limitation, bodily injury, death, personal injury, or property damage arising from or connected with the Owner's (and its agents, elected and appointed officers, and employees') exercise of any rights or obligations under this Agreement, including, without limitation, any Workers' Compensation suit, liability, or expense. The obligation to defend and indemnify shall not apply to claims arising out of the negligence or willful misconduct of LA-RICS AUTHORITY.

18. **INSURANCE**

18.01 Without limiting LA-RICS AUTHORITY's obligations to Owner, LA-RICS AUTHORITY shall provide and maintain, at its own expense during the term of this Agreement, the following program(s) of insurance covering its operations hereunder. Such insurance shall be provided by insurer(s) satisfactory to the Owner's Risk Manager, and evidence of such programs satisfactory to the Owner Risk Manager, shall be delivered to _____ [CITY RISK MGMT CONTACT], on or before the effective date of this Agreement. Such evidence shall specifically identify this Agreement and shall contain express conditions that Owner is to be given written notice at least thirty (30) days in advance of any modification or termination of any provisions of insurance and shall name the Owner as an additional insured (except for the Workers' Compensation Insurance). LA-RICS AUTHORITY may self-insure the insurance required under this Agreement, but LA-RICS AUTHORITY will require its contractors and subcontractors to provide commercial insurance as required in this Section, and any such insurance shall name the Owner as an additional insured.

(a) General Liability. A program of insurance which shall be primary to and not contributing with any other insurance maintained by Owner, written on ISO policy form CG 00 01 or its equivalent, and endorsed to name the Owner as an additional insured, and shall include, but not be limited to:

(1) Comprehensive general liability insurance endorsed for Site-operations, products/completed operations, contractual, broad form property damage, and personal injury with a limit of not less than

DRAFT

General Aggregate:	$2 million
Products/Completed Operations Aggregate:	$2 million
Personal and Advertising Injury:	$1 million
Per occurrence	$1 million

(2) Automobile Liability insurance (written on ISO form CA 00 01 or its equivalent) with a limit of liability of not less than $1 million for each accident, and providing coverage for all "owned," "hired" and "non-owned" vehicles, or coverage for "any auto," used in LA-RICS AUTHORITY's business operations.

(b) Workers Compensation. If applicable, a program of workers' compensation insurance in an amount and form to meet all applicable requirements of the labor code of the State of California, and which specifically covers all persons providing services on behalf of LA-RICS AUTHORITY and all risks to such persons under the Agreement.

Each Accident:	$1 million
Disease - policy limit:	$1 million
Disease - each employee:	$1 million

(c) **Commercial Property Insurance.** Such coverage shall:

- Provide coverage for Owner's property, and any improvements and betterments; This coverage shall be at least as broad as that provided by the Causes-of-Loss Special Form (ISO form CP 10 30), including Ordinance or Law Coverage, flood, and Business Interruption equal to two (2) years annual rent;

- Be written for the full replacement cost of the property, with a deductible no greater than $250,000 or 5% of the property value whichever is less. Insurance proceeds shall be payable to the Owner and LA-RICS AUTHORITY as their interests may appear and be utilized for repair and restoration of the Premises. Failure to use such insurance proceeds to timely repair and restore the Premises shall constitute a material breach of the Agreement.

(d) **Construction Insurance.** If major construction work is performed by LA-RICS AUTHORITY during the term of this Agreement (i.e. demolition of structures, construction of new structures, renovation or retrofit involving structures frame, foundation or supports, or more than 50% of building, etc.) then LA-RICS AUTHORITY or LA-RICS AUTHORITY's contractor shall provide the following insurance. Owner shall determine the coverage limits required on a project by project basis:

DRAFT

- **Builder's Risk Course of Construction Insurance.** Such coverage shall insure against damage from perils covered by the Causes-of-Loss Special Form (ISO form CP 10 30). This insurance shall be endorsed to include earthquake, flood, ordinance or law coverage, coverage for temporary offsite storage, debris removal, pollutant cleanup and removal, testing, preservation of property, excavation costs, landscaping, shrubs and plants, and full collapse coverage during construction, without restricting collapse coverage to specified perils. Such insurance shall be extended to include boiler & machinery coverage for air conditioning, heating and other equipment during testing. This insurance shall be written on a completed-value basis and cover the entire value of the construction project, including Owner furnished materials and equipment, against loss or damage until completion and acceptance by the LA-RICS AUTHORITY and the Owner if required.

- **Professional Liability.** If applicable and requested by Owner, insurance covering liability arising from any error, omission, negligent, or wrongful act of the LA-RICS AUTHORITY's contractor and/or professional (i.e. architects, engineers, surveyors, etc.) with limits of not less than $1 Millon in the aggregate. The coverage shall also provide an extended two-year reporting period commencing upon expiration, termination or cancellation of the construction project.

18.02 Insurer Financial Ratings. Insurance is to be provided by an insurance company acceptable to Owner with an A.M. Best rating of not less than A:VII, unless otherwise approved by Owner.

18.03 Primary and Non-Contributory. All insurance required hereunder shall be primary to and non-contributory with any insurance maintained by Owner.

18.04 Proof of Insurance-Additional Insured. Within five days of execution of this Agreement and prior the exercise of any rights hereunder, LA-RICS AUTHORITY and as applicable, any LA-RICS PARTYIES shall provide certificates of insurance evidencing the required coverage on a form acceptable to Owner and an endorsement or a copy of the policy naming Owner as an additional insured as required by this Agreement.

18.05 Notification of Incidents. Claims or Suits. LA-RICS AUTHORITY shall report to Owner any accident or incident relating to activities performed under this Agreement which involves injury or property damage which might reasonably be thought to result in the filing of a claim or lawsuit against LA-RICS AUTHORITY and/or

DRAFT

Owner. Such report shall be made in writing within 72 hours of LA-RICS AUTHORITY's knowledge of such occurrence.

18.06 Compensation for Owner Costs. In the event that LA-RICS AUTHORITY fails to comply with any of the indemnification or insurance requirements of this Agreement, and such failure to comply results in any costs to Owner, LA-RICS AUTHORITY shall pay full compensation for all reasonable costs incurred by Owner.

19. FAILURE TO PROCURE INSURANCE

19.01 Failure on the part of LA-RICS AUTHORITY or LA-RICS AUTHORITY PARTIES, as applicable, to procure or maintain the required program(s) of insurance shall constitute a material breach of this Agreement and Owner may immediately terminate this Agreement, or at its discretion, procure or renew such insurance and pay any and all premiums in connection therewith, and all monies so paid by Owner shall be repaid by LA-RICS AUTHORITY to Owner upon demand.

19.02 Use of the LTE Site shall not commence until LA-RICS AUTHORITY has complied with the aforementioned insurance requirements, and shall be suspended during any period that LA-RICS AUTHORITY fails to maintain said insurance policies in full force and effect.

20. TAXES

20.01 The interest (as defined in California Revenue and Taxation Code Section 107) in the LTE Site created by this Agreement may be subject to property taxation if created. The party in whom the property interest is vested may be subject to the payment of the property taxes levied on the interest.

20.02 LA-RICS AUTHORITY shall pay before delinquency all lawful taxes, assessments, fees or charges which at any time may be levied by the Federal, State, Owner, or any other tax or assessment-levying body upon the LTE Site arising from LA-RICS AUTHORITY's use of the LTE Site.

20.03 If LA-RICS AUTHORITY fails to pay any lawful taxes or assessments upon the LTE Site which LA-RICS AUTHORITY is obligated to pay, LA-RICS AUTHORITY will be in default of the Agreement.

21.04 Owner reserves the right to pay any such tax, assessment, fees or charges, and all monies so paid by Owner shall be repaid by LA-RICS AUTHORITY to Owner upon demand. LA-RICS AUTHORITY and Owner agree that this is not a lease and no real estate interest is being conveyed herein.

21. NOTICES

Notices desired or required to be given pursuant to this Agreement or by any law now in effect shall be given by enclosing the same in a sealed envelope, Certified Mail -

Return Receipt Requested, addressed to the party for whom intended and depositing such envelope, with postage prepaid, in the U.S. Post Office or any substation thereof, or any public letter box, and any such notice and the envelope containing the same, shall be addressed to LA-RICS AUTHORITY as follows:

LA-RICS AUTHORITY
2525 Corporate Place

Suite 200

Monterey Park, CA 91754

ATTN: Executive Director

or such other place as may hereinafter be designated in writing by LA-RICS AUTHORITY.

The notices and the certificate of insurance and envelopes containing the same to the Owner shall be addressed as follows:

[INSERT Owner contact info including e-mail address]

or such other place as may hereinafter be designated in writing by Owner.

Notice shall be effective upon actual receipt or refusal as shown on the receipt obtained pursuant to the foregoing. Notices may also be provided by electronic mail or facsimile transmission, provided that such notices are followed up with a copy sent via US Mail.

22. **LA-RICS FACILITY REMOVAL**

22.01 LA-RICS AUTHORITY shall remove all of its LA-RICS Facility and personal and improvements from the LTE Site and the Real Property and restore the LTE Site to its original condition, reasonable wear and tear and damage or destruction by the acts of God beyond the control of LA-RICS AUTHORITY excepted, on or before the expiration of this Agreement, unless this Agreement is otherwise terminated or cancelled prior to the expiration date provided herein, in which case LA-RICS AUTHORITY shall remove from the LTE Site and the Real Property all of its LA-RICS Facility and personal property and improvements and restore the LTE Site to its original condition, reasonable wear and tear and damage or destruction by the acts of God beyond the control of LA-RICS AUTHORITY excepted, within ninety (90) days of the cancellation. If weather conditions or lack of access to the LTE Site render the timely removal of LA-RICS AUTHORITY's property impossible, then LA-RICS AUTHORITY shall have thirty (30) days from the earliest date on which access is possible in which to comply with this provision.

22.02 If LA-RICS AUTHORITY does not timely remove all of its LA-RICS Facility, personal property and improvements from the LTE Site and the Real Property

within the time provided in this section, Owner may, but shall not be required to, remove the LA-RICS Facility and all personal property and improvements at LA-RICS AUTHORITY's expense. LA-RICS AUTHORITY shall reimburse Owner within thirty (30) days of receipt of an itemized accounting of the cost for such removal of personal property and improvements. Owner shall incur no liability for any damage to the LA-RICS Facility during removal or storage.

23. **INDEPENDENT STATUS**

This Agreement is by and between Owner and LA-RICS AUTHORITY and is not intended and shall not be construed to create the relationship of agent, servant, employee, partnership, joint venture or association as between Owner and LA-RICS AUTHORITY. .

24. **AMENDMENT**

Any modification of any of the terms and conditions hereof shall require a written amendment signed by an authorized agent of the LA-RICS AUTHORITY and an authorized agent of Owner.

25. **ASSIGNMENT**

25.01 This Agreement may not be sold, assigned or transferred by LA-RICS AUTHORITY without the approval or consent of the Owner, which consent may not be unreasonably withheld or conditioned.

25.02 To effect an assignment or transfer pursuant to this Section 25 (Assigment), LA-RICS AUTHORITY shall first deliver to the Owner:

(i) A written request for approval;

(ii) The name, address, and most recent financial statements of the proposed transferee, assignee or sublicensee;

(iii) Proposed unredacted instrument of transfer or assignment or any or all of its rights hereunder; and

(iv) Any other information reasonably requested by the City Manager.

25.03 Owner shall approve or disapprove a proposed transfer, assignment or sublicense within sixty (60) days after LA-RICS AUTHORITY delivers all such items to the Owner. Owner's failure to respond to any request pursuant to this Section shall be deemed disapproval of said request.

25.04 In the case of an assignment of this Agreement, the proposed instrument shall include a written assumption by the assignee of all obligations of LA-RICS

DRAFT

AUTHORITY under the Agreement arising thereafter and assignee shall be liable to perform the full obligations of the LA-RICS AUTHORITY under this Agreement and as a condition to the completion of such transfer must cure, remedy, or correct any event of default existing at the time of such transfer in a manner satisfactory to the Owner.

25.05 In the case of a sublicense, the proposed instrument shall specifically include a provision that the sublicensee shall comply with and be subject to all of the terms covenants, and conditions of this Agreement.

25.06 Owner shall have the right to lease or license the use of space on LA-RICS Authority's telecommunications pole to third party(ies), if such telecommunications pole is capable of housing such third party(ies), based on terms mutually agreeable to the LA-RICS Authority. Owner shall submit any proposed lease or license to the LA-RICS Authority for review and approval prior to entering into such lease or license. Such proposed instrument shall specifically include: (a) a provision that the lease or license shall comply with and be subject to all of the terms covenants, and conditions of this Agreement, and (b) a requirement that any third party use of LA-RICS Authority's telecommunications pole shall not interfere with LA-RICS Authority's use of the LA-RICS Facility or its operations. The parties agree that any revenues generated by such third party leases or licenses by Owner shall be retained by Owner, except for an amount to be agreed upon between Owner and LA-Rics Authority, which sum is intended to compensate LA-RICS AUTHORITY for its operational, administrative and other costs associated with third party use of the LA-RICS Authority's telecommunications pole.

26. SUBORDINATION AND NON-DISTURBANCE

Owner shall obtain, not later than 15 days following the execution of this Agreement, a Non-Disturbance Agreement, as defined below, from its existing mortgagees, ground lessors and master lessors, if any, of the Real Property. At Owner's option, this Agreement shall be subordinate to any future master lease, ground lease, mortgage, deed of trust, or other security interest (a "Mortgage") by Owner which from time to time may encumber all or part of the Real Property; provided, however, as a condition precedent to LA-RICS AUTHORITY being required to subordinate its interest in this Agreement to any future Mortgage covering the Real Property, Owner shall obtain for LA-RICS AUTHORITY's benefit a non-disturbance and attornment agreement in a form reasonably satisfactory to LA-RICS AUTHORITY and containing at a minimum the terms set forth hereinbelow ("Non-Disturbance Agreement"), and shall recognize LA-RICS AUTHORITY's right to remain in occupancy of and have access to the LTE Site as long as LA-RICS AUTHORITY is not in default of this Agreement beyond applicable notice and cure periods. The Non-Disturbance Agreement shall include the encumbering party's ("Lender's") agreement that, if Lender or its successor in interest or any purchase of Lender's or its successor's interest (a "Purchaser") acquires an ownership interest in the Real Property, Lender or such successor in interest or Purchaser will (a) honor all of the terms of this Agreement, (b) fulfill Owner's obligations under this Agreement, and (c) promptly cure all of the then-existing Owner

DRAFT

defaults under this Agreement. Such Non-Disturbance Agreement must be binding on all of Lender's participants in the subject loan (if any) and on all successors and assigns of Lender and/or its participants and on all Purchasers. In return for such Non-Disturbance Agreement, LA-RICS AUTHORITY will execute an agreement for the Lender's benefit in which LA-RICS AUTHORITY: (i) confirms that the Agreement is subordinate to the Mortgage or other real property interest in favor of the Lender, (ii) agrees to attorn to Lender if Lender becomes the owner of the Real Property, and (iii) agrees to accept a cure by Lender of any of Owner's defaults, provided such cure is completed within the deadline applicable to Owner.

27. **CONDEMNATION**

In the event of any condemnation of the Real Property (or any portion thereof), LA-RICS AUTHORITY may terminate this Agreement upon written notice to Owner if such condemnation may reasonably be expected to disrupt LA-RICS AUTHORITY's operations at the LTE Site for more than forty-five (45) days. LA-RICS AUTHORITY may on its own behalf make a claim in any condemnation proceeding involving the LTE Site for losses related to the equipment comprising the applicable LA-RICS Facility, its relocation costs and its damages and losses (but not for the loss of its interest, if any, under this Agreement). Any such notice of termination shall cause this Agreement to expire with the same force and effect as though the date set forth in such notice were the date originally set as the expiration date of this Agreement, and Owner and LA-RICS AUTHORITY shall make an appropriate adjustment, as of such termination date, with respect to payments due to the other, if any, under this Agreement.

28. **DEFAULT**

Except as otherwise provided in this Agreement, in the event of a default hereunder by LA-RICS AUTHORITY, Owner shall provide written notice thereof to LA-RICS AUTHORITY. LA-RICS AUTHORITY shall have sixty (60) days from the date of said notice in which to cure the default, but notwithstanding said period shall promptly act to remedy the default as soon as reasonably practical. LA-RICS AUTHORITY shall have such extended period beyond sixty (60) days as may be required if the nature of the cure is such that it reasonably requires more than sixty (60) days and LA-RICS AUTHORITY has, to the extent reasonably practical, commenced to cure the default within the 60-day period and has acted with reasonable diligence in commencing and pursuing such cure to completion. Owner may not maintain any action or effect any remedies for default against LA-RICS AUTHORITY unless and until LA-RICS AUTHORITY has failed to cure a default within the time periods set forth in this section. In the event that LA-RICS AUTHORITY fails to cure a default within such time provided in this section, Owner may: (a) cure the default and invoice LA-RICS AUTHORITY for all costs reasonably incurred in effecting such cure, which costs shall be paid within 30 days receipt of such invoice; or (b) terminate this Agreement upon written notice to LA-RICS AUTHORITY which termination shall be effective on the date stated therein and in such case LA-RICS AUTHORITY shall remove all improvements as provided in Section 22 of this Agreement. In the event LA-RICS AUTHORITY fails to remove all such

DRAFT

improvement, Owner may remove all LA-RICS AUTHORITY's improvements located thereon Owner may do so in accordance with Section 22 of this Agreement. In the event of a default hereunder by Owner, LA-RICS AUTHORITY shall provide written notice thereof to Owner. Owner shall have sixty (60) days from the date of said notice in which to cure the default, provided that Owner shall have such extended period beyond sixty (60) days as may be required if the nature of the cure is such that it reasonably requires more than sixty (60) days and Owner has commenced to cure the default within the 60-day period and has acted with reasonable diligence in commencing and pursuing such cure to completion. LA-RICS AUTHORITY may not maintain any action or effect any remedies for default against Owner unless and until Owner has failed to cure a default within the time periods set forth in this section. In the event that Owner fails to cure a default within sixty (60) days or as otherwise provided in this section, LA-RICS AUTHORITY may: (a) cure the default and invoice Owner for all costs reasonably incurred by LA-RICS AUTHORITY in effecting such cure, or (b) terminate this Agreement upon written notice to Owner.

29. **WAIVER**

29.01 Any waiver by either party of the breach of any one or more of the covenants, conditions, terms and agreements herein contained shall not be construed to be a waiver of any other breach of the same or of any other covenant, condition, term or agreement herein contained, nor shall failure on the part of either party to require exact, full and complete compliance with any of the covenants, conditions, terms or agreements herein contained be construed as in any manner changing the terms of this Agreement or stopping either party from enforcing the full provisions thereof.

29.02 No option, right, power, remedy, or privilege of either party shall be construed as being exhausted by the exercise thereof in one or more instances. The rights, powers, options, and remedies given either party by this Agreement shall be cumulative.

30. **HAZARDOUS MATERIALS**

The parties hereto hereby warrant and represent that they shall comply with all applicable Federal, State, and local laws and regulations concerning the use, release, storage and disposal of hazardous substances on the LTE Site and the Real Property. For purposes of this Agreement, the term "hazardous substances" shall be deemed to include hazardous, toxic or radioactive substances, as defined in California Health and Safety Code Section 25316, as amended from time to time, or the same or a related defined term in any successor or companion statutes, and crude oil or byproducts of crude oil other than crude oil which exists on the Real Property as a natural formation, and those chemicals and substances identified pursuant to Health and Safety Code Section 25249.8., as it may be amended from time to time.

The parties each agree to indemnify and defend the other and the other's agents, officers, employees, and contractors against any and all losses, liabilities, claims and/or

costs (including reasonably attorneys' fees and costs) to the extent arising from the indemnifying party's breach of any warranty or agreement contained in this Section.

31. **DAMAGE OR DESTRUCTION**

Either party shall have the right to terminate this Agreement with respect to all or any portion of the LTE Site in the event of one of the following: (a) the applicable Real Property or the LTE Site is damaged by fire or other casualty, incidents of war, earthquake, or other violent action of the elements such that repairs cannot reasonably be expected to be completed within forty-five (45) days following said damage (or Owner in its sole discretion elects not to make such repair);or (b) the applicable Real Property or LTE Site is damaged by fire or other casualty, incidents of war, earthquake, or other violent action of the elements such that such damage may reasonably be expected to disrupt LA-RICS AUTHORITY's operations at such LTE Site for more than forty-five (45) days. Notwithstanding the foregoing, in the event of any of the damage described in this Section, LA-RICS AUTHORITY shall have the right to elect to perform or cause to be performed any of the required repairs to the applicable Real Property or LTE Site should Owner elect not to undertake such repairs. Any notice of termination provided pursuant to this Section shall cause this Agreement to expire with the same force and effect as though the date set forth in such notice were the date originally set as the expiration date of this Agreement, and the parties shall make an appropriate adjustment, as of such termination date, with respect to payments due to the other under this Agreement, if any.

Should any matter or condition beyond the control of the parties, such as war, public emergency, calamity, fire, earthquake, flood or act of God prevent performance of this Agreement by either party, such party shall be relived of the performance of such obligations during the time period of the event.

LA-RICS AUTHORITY shall be solely responsible for any damage or loss to LA-RICS AUTHORITY's equipment resulting from theft or vandalism or resulting from any other cause, except to the extent caused by Owner's acts or omissions.

32. **AUTHORIZATION WARRANTY**

The parties hereto represent and warrant that the person executing this Agreement for each of them is an authorized agent who has actual authority to bind such party to each and every term, condition, and obligation of this Agreement and that all requirements of such party have been fulfilled to provide such authority.

33. **INDEPENDENT CONTRACTOR STATUS**

This Agreement is not intended, and shall not be construed, to create the relationship of agent, servant, employee, partnership, joint venture, or association between Owner and LA-RICS AUTHORITY. LA-RICS AUTHORITY shall bear the sole responsibility and liability for furnishing Worker's Compensation benefits to any person for injuries from or connected with services performed on behalf of LA-RICS

DRAFT

AUTHORITY pursuant to this Agreement as required by law. The foregoing indemnification does not apply to liability caused by the negligence of the Owner.

34. **GOVERNING LAW, JURISDICTION, AND VENUE**

This Agreement shall be governed by, and construed in accordance with the internal laws of the State of California. The parties agree and consent that venue of any action brought hereunder shall be exclusively in the County of Los Angeles.

35. **COMPLIANCE WITH APPLICABLE LAW**

In the performance of this Agreement, each party and anyone acting on such party's behalf pursuant to this Agreement shall comply with all applicable Federal, State and local laws, rules, regulations, ordinances, directives, guidelines, policies and procedures (including without limitation the rules and regulations of the FCC, the Federal Aviation Administration ("FAA"), and OSHA, and all provisions required thereby to be included in this Agreement are hereby incorporated herein by reference.

36. **COMPLIANCE WITH CIVIL RIGHTS LAWS, NONDISCRIMINATION AND AFFIRMATIVE ACTION**

36.01 LA-RICS AUTHORITY hereby assures that it will comply with Subchapter VI of the Civil Rights Act of 1964, 42 USC Sections 2000 (e) (1) through 2000 (e) (17), to the end that no person shall, on the grounds of race, creed, color, sex, religion, ancestry, age, condition or physical handicap, marital status, political affiliation, or national origin, be excluded from participation in, be denied the benefits of, or be otherwise subject to discrimination under this Agreement or under any project, program or activity supported by this Agreement.

36.02 LA-RICS AUTHORITY certifies and agrees that it will deal with its subcontractors, bidders, or vendors without regard to or because of race, color, religion, ancestry, national origin, sex, age, physical or mental disability, material status, or political affiliation.

36.03 LA-RICS AUTHORITY certifies and agrees that it, its affiliates, subsidiaries, or holding companies shall comply with all applicable Federal and State laws and regulations to the end that no person shall, on the grounds of race, color, religion, ancestry, national origin, sex, age, physical or mental disability, marital status, or political affiliation, be excluded from participation in, be denied the benefits of, or be otherwise subjected to discrimination under this Agreement or under any project, program, or activity supported by this Agreement.

36.04 If the Owner finds that any of the above provisions of this Section have been violated, such violation shall constitute a material breach of this Agreement upon which the Owner may terminate, or suspend this Agreement.

DRAFT

36.05 While the Owner reserves the right to determine independently that the anti-discrimination provisions of this Agreement have been violated, in addition, a determination by the California Fair Employment Practices Commission, the Federal Equal Employment Opportunity Commission that LA-RICS AUTHORITY has violated Federal or State anti discrimination laws or regulations shall constitute a finding by Owner that LA-RICS AUTHORITY has violated the anti-discrimination provisions of this Agreement.

36.06 In the event LA-RICS AUTHORITY violates the antidiscrimination provisions of the Agreement, the parties agree that it is difficult to ascertain the amount of liquidated damages, and hereby agree that the Owner shall, at its sole option, be entitled to the sum of FIVE HUNDRED DOLLARS ($500.00) for each such violation pursuant to California Civil Code 1671 as liquidated damages in lieu of terminating or suspending this Agreement.

37. **NON EXCLUSIVITY**

Nothing herein is intended or shall be construed as creating any exclusive arrangement with LA-RICS AUTHORITY. This Agreement shall not restrict the Owner from acquiring similar, equal or like goods and/or services from other entities or sources.

38. **NOTICE OF EMPLOYEES REGARDING THE FEDERAL EARNED INCOME CREDIT**

LA-RICS AUTHORITY shall notify its employees, and shall require each Contractor and Subcontractor to notify its employees, that they may be eligible for the Federal Earned Income Credit under the federal income tax laws. Such notice shall be provided in accordance with the requirements set forth in Internal Revenue Service Notice No. 1015.

39. **PUBLIC RECORDS ACT**

39.01 Any documents submitted by Owner and the LA-RICS AUTHORITY Parties and all information obtained in connection with the Owner's right to inspect the LTE Site or in connection with either party's rights provided by this Agreement may become a matter of public record and unless exempted as a public record as provided by California Government Code Section 6250 et seq. ("Public Records Act"). Neither party shall be in any way be liable or responsible for the disclosure of any such records including, without limitation, those marked proprietary or confidential, if disclosure is required by law, or by an order issued by a court of competent jurisdiction.

39.02 In the event the Owner is required to defend an action on a Public Records Act request as requested by LA-RICS AUTHORITY for any records created as a result of this Agreement, LA-RICS AUTHORITY agrees to refund and indemnify the Owner from all costs and expenses, including without limitation reasonable attorney's

fees, incurred in such action or liability arising under the Public Records Act within thirty days after LA-RICS AUTHORITY's receipt of Owner's invoice.

39.03 In the event the LA_RICS AUTHORITY is required to defend an action on a Public Records Act request as requested by the Owner for any records generated as a result of this Agreement, Owner agrees to refund and indemnify the LA-RICS AUTHORITY from all costs and expenses, including without limitation reasonable attorney's fees, incurred in such action or liability arising under the Public Records Act within thirty days after Owner's receipt of LA-RICS AUTHORITY's invoice.

40. **OTHER TERMS AND CONDITIONS**

40.01 Advertising Materials and Signs. Except for warning signs required by law, LA-RICS AUTHORITY shall not post signs upon the LTE Site or improvements thereon, or distribute or cause to be distributed any advertising materials unless prior approval is obtained from the Owner.

40.02 Habitation. The LTE Site shall not be used for human habitation.

40.03 Illegal Activities. LA-RICS AUTHORITY shall not knowingly permit any illegal activities to be conducted upon the LTE Site.

40.04 Safety. LA-RICS AUTHORITY shall immediately correct any unsafe condition on the LTE Site, as well as any unsafe practices occurring thereon, to the extent such unsafe condition or practice occurs as a result of LA-RICS AUTHORITY's use of the LTE Site. LA-RICS AUTHORITY shall cooperate fully with Owner in the investigation of any accidental injury or death occurring on the LTE Site, including a prompt report thereof to the Owner. LA-RICS AUTHORITY shall cooperate and comply fully with Owner, State, municipal, federal or any other regulatory agency having jurisdiction thereover, regarding any safety inspections and certifications of any and all LA-RICS AUTHORITY's structures and enclosures. LA-RICS AUTHORITY, at its expense, may use any and all appropriate means of restricting public access to the LTE Site.

40.05 Sanitation. No offensive matter, refuse, or substance constituting an unnecessary, unreasonable or unlawful fire hazard, or material detrimental to the public health in violation of the law, shall be permitted or remain on the LTE Site and within a distance of fifty (50) feet thereof, and LA-RICS AUTHORITY and Owner shall prevent any accumulation thereof from occurring.

40.06 Security Devices. LA-RICS AUTHORITY, at its own expense, may provide any legal devices or equipment and the installation thereof, designated for the purpose of protecting the LTE Site from theft, burglary or vandalism, provided written approval for installation thereof is first obtained from the Owner and Owner is provided access. Owner shall be responsible for securing the Real Property.

DRAFT

41. **ACKNOWLEDGMENT OF INELIGIBILITY FOR RELOCATION ASSISTANCE**

LA-RICS AUTHORITY hereby disclaims any status as a "displaced person" as such is defined in Government Code Section 7260 and hereby acknowledges his ineligibility for relocation assistance as provided in Government Code Section 7260 through 7276, inclusive, as interpreted in Title 25, Chapter 6, Section 6034(b) (1) of the California Administrative Code upon the future cancellation or termination of this Agreement.

42. **LA-RICS AUTHORITY'S STAFF AND EMPLOYMENT PRACTICES**

42.01 LA-RICS AUTHORITY shall designate one member of its staff as an Operations Manager with whom the Owner may deal with on a daily basis. Any person selected by LA-RICS AUTHORITY as an Operations Manager shall be fully acquainted with LA-RICS AUTHORITY's operation, familiar with the terms and the conditions prescribed therefore by this Agreement, and authorized to act in the day-to-day operation thereof.

42.02 LA-RICS AUTHORITY shall establish an identification system for each of its personnel assigned to service the LTE Site that clearly indicates the name of the person. The identification system shall be furnished at LA-RICS AUTHORITY expense and may include appropriate uniform attire and name badges as routinely maintained by LA-RICS AUTHORITY.

43. **SUCCESSORS AND ASSIGNS**

Subject to any provision hereof restricting assignment or subletting by LA-RICS AUTHORITY, this Agreement shall bind the parties, their personal representatives, successors and assigns.

44. **SEVERABILITY**

The invalidity of any provision of this Agreement, as determined by a court of competent jurisdiction shall in no way affect the validity of any other provision hereof.

45. **INTERPRETATION**

Unless the context of this Agreement clearly requires otherwise: (i) the plural and singular numbers shall be deemed to include the other; (ii) the masculine, feminine and neuter genders shall be deemed to include the others; (iii) "or" is not exclusive; and (iv) "includes" and "including" are not limiting.

46. **ENTIRE AGREEMENT**

This Agreement (and the attached exhibits) contains the entire agreement between the parties hereto with respect to the matters set forth herein, and no addition

DRAFT

or modification of any terms or provisions shall be effective unless set forth in writing, signed by both Owner and LA-RICS AUTHORITY.

DRAFT

IN WITNESS WHEREOF, the LA-RICS AUTHORITY has executed this Agreement or caused it to be duly executed and Owner has caused this Agreement to be executed on the day, month and year first above written.

THE LOS ANGELES REGIONAL INTEROPERABLE COMMUNICATIONS SYSTEM AUTHORITY A California Joint Powers Authority	CITY OF DIAMOND BAR
By: _____	By: _____
Print Name:_____ Its:_____	
APPROVED AS TO FORM: JOHN F. KRATTLI COUNTY COUNSEL	ATTEST:
By:_____ Deputy	By: _____

DRAFT

EXHIBIT A

SITE LIST

DRAFT

EXHIBIT B

EQUIPMENT LIST

[TO BE PROVIDED AT A LATER DATE]

DRAFT

EXHIBIT C

SITE PLAN

[TO BE INCORPORATED BY REFERENCE]

DRAFT

PSBN LTE SITES

Site ID	Facility Name	Organization	Address Line	City	State	Zip Code
		City of Diamond Bar Owned Sites				
CJP	Carlton J. Peterson Park	City of Diamond Bar	24142 Sylvan Glen Road	Diamond Bar	CA	91765
		City of Industry Owned Sites				
LACF118	FS 118	LA County Fire Dept	17056 Gale Ave	Industry	CA	91745
		LA County Owned Sites				
BMT	Bald Mountain	LA County ISD	46811 Ridge Route Rd	Gorman	CA	93536
CEN	Century	LA County Sheriff's Dept	11703 Alameda Rd	Lynwood	CA	90262
FCCF	FCCF -HQ	LA County Fire Dept	1320 N Eastern Ave	Los Angeles	CA	90063
LACF003	FS 3	LA County Fire Dept	930 S Eastern Ave	Los Angeles	CA	90022
LACF004	FS 4	LA County Fire Dept	2644 N San Gabriel Blvd	Rosemead	CA	91770
LACF016	FS 16	LA County Fire Dept	8010 Compton Ave	Los Angeles	CA	90001
LACF021	FS 21	LA County Fire Dept	4312 W 147th Street	Lawndale	CA	90260
LACF023	FS 23	LA County Fire Dept	9548 E Flower St	Bellflower	CA	90706
LACF024	FS 24	LA County Fire Dept	1050 W Avenue P	Palmdale	CA	93550
LACF028	FS 28	LA County Fire Dept	7733 Greenleaf Ave	Whittier	CA	90602
LACF031	FS 31	LA County Fire Dept	7521 E Somerset Blvd	Paramount	CA	90723
LACF038	FS 38	LA County Fire Dept	3907 W 54th St	Los Angeles	CA	90043
LACF044	FS 44	LA County Fire Dept	1105 S Highland Ave	Duarte	CA	91010
LACF048	FS 48	LA County Fire Dept	15546 E Arrow Hwy	Irwindale	CA	91706
LACF050	FS 50	LA County Fire Dept	2327 S Saybrook Ave	Commerce	CA	90040
LACF053	FS 53	LA County Fire Dept	6124 Palos Verdes Drive South	Rancho Palos Verdes	CA	90275
LACF056	FS 56	LA County Fire Dept	12 Crest Road W	Rolling Hills	CA	90274
LACF058	FS 58	LA County Fire Dept	5757 S Fairfax Ave	Los Angeles	CA	90056
LACF059	FS 59	LA County Fire Dept	10021 Scott Ave	Whittier	CA	90603
LACF061	FS 61	LA County Fire Dept	20011 La Puente Road	Walnut	CA	91789
LACF065	FS 65	LA County Fire Dept	4204 N. Cornell Road	Agoura	CA	91301
LACF068	FS 68	LA County Fire Dept	24130 Calabasas Road	Calabasas	CA	91302
LACF069	FS 69	LA County Fire Dept	401 S. Topanga Cyn Blvd.	Topanga	CA	90290
LACF071	FS 71	LA County Fire Dept	28722 W Pacific Coast Hwy	Malibu	CA	90265
LACF072	FS 72	LA County Fire Dept	1832 S Decker Canyon Rd	Malibu	CA	90265
LACF073	FS 73	LA County Fire Dept	24875 N San Fernando Rd	Santa Clarita	CA	91321
LACF076	FS 76	LA County Fire Dept	27223 Henry Mayo Dr	Santa Clarita	CA	91355
LACF077	FS 77	LA County Fire Dept	46833 Peace Valley Road	Gorman	CA	93243
LACF078	FS 78	LA County Fire Dept	17021 W Elizabeth Lake Rd	Lake Hughes	CA	93532
LACF079	FS 79	LA County Fire Dept	33957 Longview Road	Pearblossom	CA	93553
LACF080	FS 80	LA County Fire Dept	1533 W Sierra Hwy	Acton	CA	93510
LACF081	FS 81	LA County Fire Dept	8710 W Sierra Hwy	Agua Dulce	CA	91350
LACF083	FS 83	LA County Fire Dept	83 Miraleste Plaza	Rancho Palos Verdes	CA	90275
LACF084	FS 84	LA County Fire Dept	5030 W Ave L14	Quartz Hill	CA	93536
LACF085	FS 85	LA County Fire Dept	650 E Gladstone St	Glendora	CA	91740
LACF086	FS 86	LA County Fire Dept	520 S Amelia Ave	Glendora	CA	91741
LACF087	FS 87	LA County Fire Dept	140 S Second Ave	Industry	CA	91746
LACF088	FS 88	LA County Fire Dept	23720 W Malibu Road	Malibu	CA	90266
LACF090	FS 90	LA County Fire Dept	10115 E Rush St	South El Monte	CA	91733
LACF091	FS 91	LA County Fire Dept	2691 S Turnbull Canyon Rd	Hacienda Heights	CA	91745
LACF092	FS 92	LA County Fire Dept	8905 E Ave U	Littlerock	CA	93535
LACF093	FS 93	LA County Fire Dept	5624 W Avenue R	Palmdale	CA	93550
LACF095	FS 95	LA County Fire Dept	137 W Redondo Beach Blvd	Gardena	CA	90248
LACF096	FS 96	LA County Fire Dept	10630 S Mills Ave	Whittier	CA	90604
LACF098	FS 98	LA County Fire Dept	9814 Maplewood Ave	Bellflower	CA	90706
LACF099	FS 99	LA County Fire Dept	32550 Pacific Coast Hwy	Malibu	CA	90265
LACF102	FS 102	LA County Fire Dept	2040 N Sumner Ave	Claremont	CA	91711
LACF105	FS 105	LA County Fire Dept	18915 S Santa Fe Ave	Compton	CA	90221
LACF106	FS 106	LA County Fire Dept	27413 Indian Peak Road	Rolling Hills	CA	90275
LACF107	FS 107	LA County Fire Dept	18239 W Soledad Canyon Rd	Santa Clarita	CA	91351
LACF108	FS108	LA County Fire Dept	28799 N. Rock Canyon Dr.	Santa Clarita	CA	91390
LACF111	FS 111	LA County Fire Dept	26829 Seco Canyon Road	Santa Clarita	CA	91350
LACF114	FS 114	LA County Fire Dept	39939 N 170 St East	Lake Los Angeles	CA	93591
LACF117	FS 117	LA County Fire Dept	44851 30th Street East	Lancaster	CA	93535
LACF120	FS 120	LA County Fire Dept	1051 S Grand Ave	Diamond Bar	CA	91765
LACF123	FS 123	LA County Fire Dept	26321 N Sand Canyon Rd	Santa Clarita	CA	91351

AGENDA ITEM 3 - ATTACHMENT D

PSBN LTE SITES

Site ID	Facility Name	Organization	Address Line	City	State	Zip Code
LACF129	FS 129	LA County Fire Dept	42110 6th Street West	Lancaster	CA	93534
LACF132	FS 132	LA County Fire Dept	29310 Sand Canyon Rd	Santa Clarita	CA	91387
LACF140	FS 140	LA County Fire Dept	8723 Elizabeth Lake Rd	Leona Valley	CA	93550
LACF141	FS 141	LA County Fire Dept	1124 W Puente Ave	San Dimas	CA	91773
LACF144	FS 144	LA County Fire Dept	31981 Foxfield Dr	Westlake Village	CA	91361
LACF146	FS 146	LA County Fire Dept	20604 E Loyalton Dr	Walnut	CA	91789
LACF149	FS 149	LA County Fire Dept	31770 Ridge Route	Castaic	CA	91384
LACF151	FS 151	LA County Fire Dept	231 W Mountain View	Glendora	CA	91741
LACF157	FS 157	LA County Fire Dept	15921 Spunky Cyn Road	Green Valley	CA	91350
LACF164	FS 164	LA County Fire Dept	6301 S Santa Fe Avenue	Huntington Park	CA	90255
LACF169	FS 169	LA County Fire Dept	5112 N Peck Road	El Monte	CA	91732
LACHAR	LAC/Harbor+UCLA Medical Ctr	LA County Hospital	1000 W Carsons St	Torrance	CA	90502
LACOLV	LAC/Oliveview+UCLA	LA County Hospital	14445 Olive View Dr	Sylmar	CA	91342
LACUSC	LAC/USC Medical Ctr	LA County Hospital	1200 N State St	Los Angeles	CA	90033
LALG300	Zuma Lifeguard HQ	LA County Fire Dept	30050 Pacific Coast Hwy	Malibu	CA	90265
LASDALD	Altadena	LA County Sheriff's Dept	780 E Altadena Dr	Altadena	CA	91001
LASDCSN	Carson	LA County Sheriff's Dept	21356 S. Avalon Blvd	Carson	CA	90745
LASDCVS	Crescenta Valley	LA County Sheriff's Dept	4554 Briggs Ave	La Crescenta	CA	91214
LASDIDT	Industry	LA County Sheriff's Dept	150 N Hudson Ave	Industry	CA	91744
LASDLKD	Lakewood	LA County Sheriff's Dept	5130 Clark Ave	Lakewood	CA	90712
LASDLNX	Lennox (Closed)	LA County Sheriff's Dept	4331 Lennox Blvd	Inglewood	CA	90304
LASDNCC	North County Correctional Facility	LA County Sheriff's Dept - Jail	29340 The Old Road	Castaic	CA	91350
LASDNWK	Norwalk	LA County Sheriff's Dept	12335 Civic Center Dr	Norwalk	CA	90650
LASDPRV	Pico Rivera	LA County Sheriff's Dept	6631 Passons Blvd	Pico Rivera	CA	90660
LASDSCV	Santa Clarita Valley	LA County Sheriff's Dept	23740 Magic Mountain Pkwy	Santa Clarita	CA	91355
LASDSDM	San Dimas	LA County Sheriff's Dept	270 S. Walnut Ave.	San Dimas	CA	91773
LASDTEM	Temple	LA County Sheriff's Dept	8838 E. Las Tunas Dr	Temple City	CA	91780
LHS	Lost Hills/Malibu	LA County Sheriff's Dept	27050 Agoura Rd	Agoura	CA	91301
MLM	Mira Loma Detention Facility	LA County Sheriff's Dept - Jail	45100 N. 60th West	Lancaster	CA	93536
PHN	Puente Hills	LA County ISD	Near Vantage Point Dr	Rowland Heights	CA	91748
PLM	Palmdale	LA County Sheriff's Dept	750 East Avenue Q	Palmdale	CA	93550
RANCHO	LAC/Rancho Los Amigos National Rehab	LA County Hospital	7601 E Imperial Hwy	Downey	CA	90242
SLA	South L.A.	LA County Sheriff's Dept	1310 W. Imperial Hwy	Los Angeles	CA	90044
WAL	Walnut/Diamond Bar	LA County Sheriff's Dept	21695 E. Valley Blvd	Walnut	CA	91789
WHD	West Hollywood	LA County Sheriff's Dept	720 N San Vicente Blvd	West Hollywood	CA	90069

AGENDA ITEM 3 - ATTACHMENT D

LA-RICS

LOS ANGELES REGIONAL INTEROPERABLE COMMUNICATIONS SYSTEM AUTHORITY

2525 Corporate Place, Suite 200
Monterey Park, California 91754
(323) 881-8291

PATRICK J. MALLON
EXECUTIVE DIRECTOR

May 28, 2014

Board of Directors
Los Angeles Regional Interoperable Communications System Authority (the "Authority")

Dear Directors:

APPROVE A MEMORANDUM OF UNDERSTANDING FOR USE OF LOS ANGELES REGIONAL INTEROPERABLE COMMUNICATIONS SYSTEM USER EQUIPMENT

SUBJECT

Board approval is requested to delegate authority to the Executive Director to execute a Memorandum of Understanding ("MOU"), substantially similar to Attachment A, between various agencies and the Los Angeles Regional Interoperable Communication System ("LA-RICS") to loan LA-RICS portables radios, radio accessories, consolettes, and/or consoles (collectively, "User Equipment") to member agencies as approved by the State Homeland Security Grant Program ("SHSGP") Approval Authority.

RECOMMENDED ACTION:

It is recommended that your Board:

Delegate authority to the Executive Director to execute MOUs with member agencies, substantially similar in form to Attachment A, which would allow LA-RICS to loan User Equipment to member agencies approved by the SHSGP Approval Authority.

PURPOSE/JUSTIFICATION OF RECOMMENDED ACTION

Approval of the recommended actions will allow the Authority to enter into a MOU that would allow LA-RICS to loan User Equipment to Authority member agencies to use on the LA-RICS Land Mobile Radio ("LMR") early deployment system (Core 1, Core 2, and 8 repeater sites) to establish proof of concept for the LMR System, provide a training bed for member agency users on the LMR System, as well as transitioning the User Equipment to the LMR System in accordance with the Authority/member agency approved migration plan, once Final System Acceptance is achieved, as well as provide member agencies with the ability to receive and utilize user equipment within their respective agencies.

BACKGROUND

The Authority had a remaining balance of $5,029,572 in total 2010 SHSGP grant funds ($3,677,988 in remaining 2010 SHSGP grant funds plus an additional $1,351,584 in repurposed funds) that needed to be spent by June 2014. If the 2010 SHSGP funds were not spent, the Authority would have lost those funds. To facilitate the full expenditure of those grant funds, the Authority purchased User Equipment for

AGENDA ITEM 4

the Authority's member agencies to use on the Authority's early LMR deployment system (Core 1, Core 2, and 8 repeater sites) to establish proof of concept and to use with their existing communications systems pending migration to LA-RICS.

On May 7, 2014, your Board approved Amendment No. Seven to Agreement No. LA-RICS 007 for the LA-RICS LMR System, which allowed the Authority to purchase User Equipment. An additional $5,177,051 increase to the Agreement was needed to cover the purchase of the User Equipment.

Once the User Equipment is loaned to member agencies, it will have a number of important uses in addition to establishing proof of concept while demonstrating independent utility. The uses include, but are not limited to, supporting member agencies public safety first responders with communications for day-to-day operations and mutual aid and task force efforts. Additionally, purchase of the User Equipment will alleviate future member costs associated with participation in the LMR System. The User Equipment purchases and work is being performed under Agreement No. LA-RICS 007 for the LMR System with Motorola, along with any warranty and repair work on the User Equipment.

The User Equipment purchased will remain property of the Authority, and will be loaned and distributed to member agencies in accordance with the approved plan for equipment distribution set forth by the SHSGP Approval Authority and pursuant to execution of the MOU that is substantially similar to Attachment A. The Authority will also reserve for itself, some of the User Equipment for temporary use by member agencies during the proof of concept period.

The SHSGP Approval Authority has approved the use of grant funds for this purpose.

FISCAL IMPACT/FINANCING

There is no fiscal impact associated with the recommended action.

FACTS AND PROVISIONS/LEGAL REQUIREMENT

The Authority's counsel has reviewed the recommended action.

CONCLUSION

Upon the Board's approval of the recommended actions, the Executive Director, or his designee, will have delegated authority to proceed in the manner described in the recommended action.

Respectfully submitted,

PATRICK J. MALLON
EXECUTIVE DIRECTOR

PJM:ms

c: Counsel to the Authority

Attachment

MEMORANDUM OF UNDERSTANDING FOR USE OF LA-RICS USER EQUIPMENT

THIS MEMORANDUM OF UNDERSTANDING (the "MOU") is made and entered into this _____ day of _____, 2014,

BY AND BETWEEN **MEMBER AGENCY** _____ hereinafter referred to as "Member";

AND

THE LOS ANGELES REGIONAL INTEROPERABLE COMMUNICATIONS SYSTEM AUTHORITY ("LA-RICS"), a Joint Powers Authority, hereinafter collectively referred to as the "Authority".

WHEREAS, pursuant to Agreement No. LA-RICS 007 between LA-RICS and Motorola Solutions, Inc. (Motorola) for an Land Mobile Radio System (LMR System), the Authority procured portable radios, radio accessories, consolettes and consoles (User Equipment) for Authority member agency use on the LA-RICS Land Mobile Radio (LMR) early deployment system (Core 1, Core 2 and 8 repeater sites) to establish proof of concept for the LMR System, provide a training bed for member agency users on the LMR System, as well as transitioning the User Equipment to the LMR System in accordance with the Authority/member agency approved migration plan, once Final System Acceptance is achieved;

WHEREAS, the Authority wishes to enter into a Memorandum of Understanding (MOU) for loan of LA-RICS User Equipment to Member;

WHEREAS, Member is a member agency of LA-RICS;

WHEREAS, Member is agreeable to accept and use the User Equipment, including on the LA-RICS early deployment system and the LMR System, once Final System Acceptance has been achieved.

NOW, THEREFORE, in consideration of the mutual promises, covenants, and conditions set forth herein, the parties hereto and each of them do agree as follows:

1. PURPOSE

The purpose of this MOU is to allow the Authority to loan Member certain User Equipment identified in Exhibit A (Equipment Details Log) and for Member to use

the equipment in a proper manner and perform preventative maintenance inspections, all in accordance with Exhibit B (Equipment Manufacturer Requirements and Recommendations), and undertake other related activities.

2. EQUIPMENT FOR AUTHORITY MEMBER USE

Member acknowledges possession and use of the User Equipment is for member agencies in the LA-RICS Authority. If at any time following the execution of this MOU, Member elects to withdraw as a member agency from the Authority, Member shall return all the User Equipment set forth in Exhibit A (Equipment Details Log) to this MOU within the time specified in Section 6.01, Withdrawal of Members, of the LA-RICS Joint Powers Agreement (JPA).

3. CONDITIONS OF USE

Member shall:

3.1 Comply with and abide by all required preventative maintenance inspections and directions provided by the Authority and User Equipment manufacturer in order to properly maintain the User Equipment, in accordance with Exhibit B (Equipment Manufacturer Requirements and Recommendations).

3.2 Report any lost, stolen or damaged User Equipment in accordance with Exhibit C (Lost, Stolen, or Damaged Equipment).

3.3 Maintain an Equipment Log to track equipment (e.g. location, assigned personnel, etc.).

3.4 Provide LA-RICS Equipment Administrator with an updated Equipment Log on the same day a change in location/assignment occurs.

3.5 Maintain a file of all copies of Exhibit D (Equipment Delivery Receipt) upon delivery of equipment to the City.

4. TERM OF MOU

4.1 The MOU shall commence upon execution by both parties and shall remain in effect until terminated by either party as provided herein, and as stipulated by Section 6.01, Withdrawal of Members, of the LA-RICS JPA.

4.2 Either party shall have the option of terminating this MOU at any time for any reason upon giving the cancelled party notice in writing at least ninety (90) calendar days in advance of such termination. All User Equipment set forth in Exhibit A (Equipment Details Log) must be returned prior to conclusion of the 90 calendar day notice.

5. CONSIDERATION

This MOU is granted on a gratis basis in furtherance of public safety goals. Consideration for this MOU is parties' full and faithful compliance with the mutual promises, covenants, terms and conditions set forth herein.

6. EQUIPMENT ADMINISTRATOR

6.1 Authority Equipment Administrator:

Los Angeles County Sheriff's Department
LA-RICS Project Team
Sergeant Alfred Ortega
2525 Corporate Place, Suite 200
Monterey Park, CA 91754
adortega@lasd.org
323-881-8111

6.2 Authority Equipment Administrator Designee:

Los Angeles County Sheriff's Department
LA-RICS Project Team
Deputy Dana Gower
2525 Corporate Place, Suite 200
Monterey Park, CA 91754
dggower@lasd.org
323-881-8284

6.3 Member Equipment Administrator:

Agency Name
Title/Name
Agency Address
Email
Phone Number

6.4 Member Equipment Administrator Designee:

Agency Name
Title/Name
Agency Address
Email
Phone Number

7. NOTICES

7.1 Notices desired or required to be given pursuant to this MOU or by any law shall be provided in the manner set forth in Section 7.2 and addressed as follows:

Notices to Authority shall be addressed as follows, unless otherwise stipulated in the MOU exhibits:

LA-RICS Joint Powers Authority
Attn: Ms. Susy Orellana-Curtiss
2525 Corporate Place, Suite 200
Monterey Park, CA 91754
Susy.orellana-curtiss@la-rics.org

Notices to Member shall be addressed as follows:

[NAME OF MEMBER AGENCY]
Fire or Police Agency
Attn:
Fire or Police Agency Address

7.2 Notice will be sufficiently given for all purposes as follows:

a) Personal delivery. When personally delivered to the recipient, notice is effective on delivery.

b) First Class mail. When mailed first class to the last known address of the recipient, notice is effective three mail delivery days after deposit in a United States Postal Service office or mailbox.

c) Certified mail. When mailed certified, return receipt requested, notice is effective on receipt, if delivery is confirmed by a return receipt.

d) Overnight delivery. When delivered by an overnight delivery service, charges prepaid or charged to the sender's account, notice is effective on delivery, if delivery is confirmed by the delivery service.

e) Facsimile transmission. When sent by fax to the last known fax number of the recipient, notice is effective on receipt. Any notice given by fax will be deemed received on the next business day if it is received after 5:00 p.m. or on a non-business day.

f) Email. When sent by email, notice is effective on receipt. Any notice given by email will be deemed received on the next business day if it is received after 5:00 p.m. or on a non-business day.

7.3 Any correctly addressed notice that is refused, unclaimed, or undeliverable because of an act or omission of the party to be notified, will be deemed effective as of the first date the notice was refused, unclaimed or deemed undeliverable by the postal authorities, messenger or overnight delivery service.

7.4 Addresses and persons to be notified may be changed by either party by giving ten (10) calendar days prior written notice thereof to the other party.

8. RETURN OF USER EQUIPMENT

8.1 In accordance with conditions of this MOU, the Member shall return all User Equipment set forth in Exhibit A (Equipment Details Log) to the Authority Equipment Coordinator via personal delivery at the address indicated in Sections 6.1 and 6.2.

8.2 If Member does not return the User Equipment in good working condition, minus normal wear and tear, as set forth in Exhibit A (Equipment Details Log) within the time stipulated in this MOU, the Authority may require Member to provide replacement or reimbursement within (30) calendar days of failure to return such User Equipment or if the equipment is returned in a poor or inoperative condition.

9. INDEMNITY

Member shall indemnify, defend, and hold harmless the Authority, it's elected and appointed officers, member agencies, employees, contractors and agents from and against any and all liability, including but not limited to demands, claims, actions, fees, costs, and expenses (including attorney and expert witness fees), arising from or connected with the Member's acts and/or omissions arising from and/or relating to this MOU.

10. INDEPENDENT STATUS

This MOU is by and between Member and Authority and is not intended and shall not be construed to create the relationship of agent, servant, employee, partnership, joint venture or association as between Member and Authority.

11. ASSIGNMENT

This MOU is personal to Authority and the Member, and, in the event the Member shall attempt to assign or transfer the same in whole or in part, all rights hereunder shall immediately terminate.

12. DEFAULT

Member agrees that if default shall be made in any of the terms or conditions herein contained, Authority may forthwith revoke and terminate this MOU.

13. WAIVER

13.1 Any waiver by either party of the breach of any one or more of the covenants, conditions, terms and MOUs herein contained shall not be construed to be a waiver of any other breach of the same or of any other covenant, condition, term or MOU herein contained, nor shall failure on the part of either party to require exact, full and complete compliance with any of the covenants, conditions, terms or MOUs herein contained be construed as in any manner changing the terms of this MOU or stopping either party from enforcing the full provisions thereof.

13.2 No option, right, power, remedy, or privilege of either party shall be construed as being exhausted by the exercise thereof in one or more instances. The rights, powers, options, and remedies given either party by this MOU shall be cumulative.

14. INTERPRETATION

Unless the context of this MOU clearly requires otherwise: (i) the plural and singular numbers shall be deemed to include the other; (ii) the masculine, feminine and neuter genders shall be deemed to include the others; (iii) "or" is not exclusive; and (iv) "includes" and "including" are not limiting.

15. GOVERNING LAW, JURISDICTION, AND VENUE

This MOU shall be governed by, and construed in accordance with, the laws of the State of California. The parties agree and consent to the exclusive jurisdiction of the courts of the State of California for all purposes regarding this MOU and further agree and consent that venue of any action brought hereunder shall be exclusively in the County of Los Angeles.

16. SEVERABILITY

If any provision of this MOU is held invalid, the remainder of this MOU shall not be affected thereby if such remainder would then continue to conform to the terms and requirements of applicable law.

17. AMENDMENTS

All changes, modifications, or amendments to this MOU must be in the form of a written Amendment duly executed by authorized representatives of the Authority and Member.

18. ENTIRE MOU

This MOU, Exhibits A, B, C, and D, and any executed Amendments, between the parties hereto, and no addition or modification of any terms or provisions shall be effective unless set forth in writing, signed by both Member and Authority.

(Signature Page – following page)

MEMORANDUM OF UNDERSTANDING FOR
USE OF LA-RICS USER EQUIPMENT

IN WITNESS WHEREOF, Authority has executed this MOU or caused it to be duly executed, and Member, by Order of its authorizing body, has caused this MOU to be executed on its behalf by its duly authorized representatives, on the dates written below.

CITY _____

_____ _____
Chief of Police/Fire Chief Date

LOS ANGELES REGIONAL INTEROPERABLE COMMUNICATIONS SYSTEM AUTHORITY

_____ _____
Executive Director, Patrick J. Mallon Date

EXHIBIT A

EQUIPMENT DETAILS LOG

Equipment Code	Serial Number	Cost per Unit	Assigned to	Address	Grant

EXHIBIT B

EQUIPMENT MANUFACTURER REQUIREMENTS AND RECOMMENDATIONS

PREVENTATIVE MAINTENANCE INSPECTIONS

Helpful Tips

Take a moment to review the following:

Caring for Your Radio . . . . . page 139
Cleaning Your Radio . . . . . page 140
Handling Your Radio . . . . . page 141
Servicing Your Radio . . . . . page 141
Taking Care of the Battery . . . . . page 142
Checking the Battery Charge Status . . . . . page 142
Battery Recycling and Disposal . . . . . page 143

Caring for Your Radio

Caution

- Your radio casting has a vent port that allows for pressure equalization in the radio. Never poke this vent with any objects, such as needles, tweezers, or screwdrivers. This could create leak paths into the radio and the radio's submergibility will be lost.

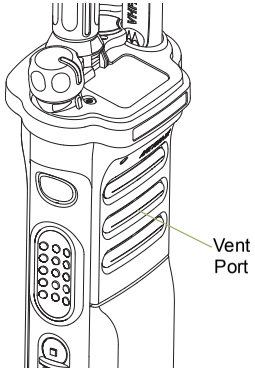

- Your radio is designed to be submerged to a maximum depth of 6 feet, with a maximum submersion time of 2 hours. Exceeding either maximum limit may result in damage to the radio.

Caution

- Elastomer technology materials used for seals in rugged portable radios can age with time and environmental exposure. Therefore, Motorola recommends that rugged radios be checked annually as a preventive measure in order to assure the watertight integrity of the radio. Motorola details the disassembly, test, and reassembly procedures along with necessary test equipment needed to inspect, maintain and troubleshoot radio seals in the radio's service manual.
- If the radio battery contact area has been submerged in water, dry and clean the radio battery contacts before attaching a battery to the radio. Otherwise, the water could short-circuit the radio.
- If the radio has been submerged in water, shake the radio well so that any water that may be trapped inside the speaker grille and microphone port can be removed. Otherwise, the water will decrease the audio quality of the radio.
- Do not disassemble the radio. This could damage radio seals and result in leak paths into the radio. Any radio maintenance should be performed only by a qualified radio technician.

Cleaning Your Radio

Procedure:

To clean the external surfaces of your radio:

1. Combine one teaspoon of mild dishwashing detergent to one gallon of water (0.5% solution).
2. Apply the solution sparingly with a stiff, non-metallic, short-bristled brush, making sure excess detergent does not get entrapped near the connectors, controls or crevices. Dry the radio thoroughly with a soft, lint-free cloth.
3. Clean battery contacts with a lint-free cloth to remove dirt or grease.

Caution

Do not use solvents to clean your radio as most chemicals may permanently damage the radio housing and textures.

Do not submerge the radio in the detergent solution.

Handling Your Radio

- Do not pound, drop, or throw the radio unnecessarily. Never carry the radio by the antenna.
- Avoid subjecting the radio to an excess of liquids.
- Avoid subjecting the radio to corrosives, solvents or chemicals.
- Do not disassemble the radio.
- Keep the accessory-connector cover in place until ready to use the connector. Replace the cover immediately once the accessory has been disconnected.
- When charging the radio using a wall mounted charger, the radio must be turned off. Otherwise, the **Man Down Alert and Emergency** may be accidentally triggered.

Servicing Your Radio

Proper repair and maintenance procedures will assure efficient operation and long life for this product. A Motorola maintenance agreement will provide expert service to keep this and all other communication equipment in perfect operating condition. A nationwide service organization is provided by Motorola to support maintenance services. Through its maintenance and installation program, Motorola makes available the finest service to those desiring reliable, continuous communications on a contract basis. For a contract service agreement, please contact your nearest Motorola service or sales representative, or an authorized Motorola dealer.

Express Service Plus (ESP) is an optional extended service coverage plan, which provides for the repair of this product for an additional period of either one or two years beyond the normal expiration date of the standard warranty. For more information about ESP, contact the Motorola Radio Support Center at 3761 South Central Avenue, Rockford, IL 61102 (800) 227-6772 / (847)725-4200.

Taking Care of the Battery

Checking the Battery Charge Status

Your radio can indicate the battery's charge status through:

- the LED and sounds.
- the fuel gauge icon on the display.

You can also check the battery charge status via the menu entry. See ***IMPRES™ Battery Annunciator*** on page 134 for more information.

LED and Sounds

When your battery is low:

- the LED blinks red when the **PTT** button is pressed.
- you hear a low-battery "chirp" (short, high-pitched tone).

Fuel Gauge Icon

A blinking fuel gauge icon ( ) is displayed only when the battery voltage drops to low level. In this case, replace the battery with a fully charged one.

Gauge	Battery Charge
Top Display	76% to 100% full*
Top Display	51% to 75%*
Top Display	26% to 50%*

Gauge	Battery Charge
Top Display	11% to 25%*
Top Display	10% or less (at 10%, the gauge begins blinking)

**These are for IMPRES battery operation only.*

Battery Recycling and Disposal

In the U.S. and Canada, Motorola participates in the nationwide Rechargeable Battery Recycling Corporation (RBRC) program for battery collection and recycling. Many retailers and dealers participate in this program.

For the of the drop-off facility closest to you, access RBRC's Internet web site at www.rbrc.com or call 1-800-8-BATTERY. This internet site and telephone number also provide other useful information concerning recycling options for consumers, businesses, and governmental agencies.

EXHIBIT C

LOST, STOLEN OR DAMAGED EQUIPMENT

In the event Equipment provided under this MOU is lost, stolen or damaged, the Member Equipment Administrator shall provide the following:

1. Provide email notification or notification by way of the United States Postal Service (with delivery confirmation) to LA-RICS Equipment Administrator, as set forth in Section 6 of the MOU, on the day the Equipment is discovered lost, stolen or damaged;

2. File an Incident Report in accordance with Member policies and procedures, providing a copy of completed Report to the LA-RICS Equipment Administrator. The Report shall include;

    - Type of equipment, i.e., portable radio, console, consolette, accessory, etc.;
    - Equipment serial number as reflected on the Equipment asset tag/asset tag log for lost equipment;
    - Description of the circumstances surrounding the loss or damage including dates and times;
    - Senior level management finding on the cause of the loss/damage and a determination of negligence involved; and
    - Report number.

3. If Equipment replacement is required, the LA-RICS Equipment Administrator will make the determination whether replacement can and/or will be provided, and whether a cost will be assessed to Member.

EXHIBIT D

EQUIPMENT DELIVERY RECEIPT

Equipment	Serial Number	Equipment Condition

Equipment Delivered By:

_____

Signature **Date**

_____

Print Name

Equipment Received By:

_____

Signature **Date**

_____

Print Name

LA-RICS

LOS ANGELES REGIONAL INTEROPERABLE COMMUNICATIONS SYSTEM AUTHORITY

2525 Corporate Place, Suite 200
Monterey Park, California 91754
(323) 881-8291

PATRICK J. MALLON
EXECUTIVE DIRECTOR

May 28, 2014

Board of Directors
Los Angeles Regional Interoperable Communications System ("LA-RICS") Authority (the "Authority")

Dear Directors:

ADOPTION OF FUNDING PLAN

RECOMMENDED ACTION

It is recommended that your Board:

1. Review the attached recommended Funding Plan options:
   a. **Proposed Draft Funding Plan A (See formula on Page 3 of this Staff Report)**
      i. Joint Powers Authority Administration:
         1) Distribution of 40% of Authority staff and operating costs be based on Authority Members proportional share of countywide population and geography equally split 50%/50% (effective FY 2014/2015).
      ii. LTE System Operating Costs include additional maintenance costs for Home Subscriber Services (HSS) and the Redundant Evolved Packet Core and exclude Capital Replacement Reserve and be based on the following criteria:
         1) The cost of operation during the first year of operation (FY 2015/16) is based on:
            a) Distribution of 30% of Authority staffing and LTE system operational costs and fiber connectivity operational costs, if applicable, based on the average number of data devices in use.
            b) Hard Match contribution be based on Authority Members proportional share of countywide population and geography equally split 50%/50%.
         2) The cost of operation during the second and subsequent years of operation (effective FY 2016/17) is based on:
            a) Distribution of 30% of Authority staffing and LTE system operational costs and full cost of LTE system maintenance (including leased fiber connectivity, if applicable) based on the average number of data devices in use.
            b) Hard Match contribution based on members proportional share of countywide population and geography equally split 50%/50%.
         3) Cost of operation during years following the extinguishment of commercial financing will continue as reflected above with the exception of Hard Match contribution.
      iii. LMR System Operating Costs be based on the following criteria:
         1) Consideration of LMR System Operating Costs will be the subject of a revision to the Funding Plan released prior to the activation of the system. This in consideration of:

AGENDA ITEM 5

a) Execution of the LMR contract is by Phase, with each Phase requiring approval of a Notice to Proceed by the Authority Board of Directors.

b) Sufficient funding for each Phase must be demonstrated to the Authority Board of Directors before such consideration.

i) Individual Notices to Proceed may be authorized by the Board of Directors on a Site by Site basis, depending on funding availability.

ii) Any decrease or suspension in grant funding which might subject Authority Members to an increased substantial financial liability should be evaluated by the Board to determine whether a revised Funding Plan should be adopted, and if one is adopted, will trigger an additional 45 day Opt-Out Period.

iii) The LMR contract provides for termination for non-appropriation of funds, thus further protecting Authority Members from further liabilities being incurred that cannot be addressed via revision to the Funding Plan.

c) The Detailed Design of the LMR system is currently in progress.

i) The inability to achieve maximum benefit from some of the designated sites is resulting in site substitution and/or additions. This may result in an adjustment of maintenance and operating costs.

ii) Changes in LMR technology during the design phase which warrant reconfiguration of operational aspects may result in a change to the costs allocated to Authority Members.

iii) An updated analysis of projected maintenance and operating costs may also result in a change to the costs allocated to Authority Members.

b. **Proposed Draft Funding Plan B (See formula on Page 4 of this Staff Report)**

All cost for operation of the Authority and both LTE and LMR system costs, including system administration, hard match (LTE), operations and Maintenance and Capital Replacement (LMR) will be distributed among Authority Members based on the following cost factors:

i. Population – 50%

ii. Geography – 50%

2. Adopt Proposed Funding Plan Option A OR Option B; and,

3. Delegate Authority to the Executive Director, or his Designee, to notify Authority Members pursuant to Section 7.01 of the LA-RICS Joint Powers Agreement, of adoption of the Funding Plan, and provide a copy of the same by no later than June 2, 2014; and,

4. Designate Wednesday August 1, 2014 (60 days) as the deadline for Authority Members to submit written notice of withdrawal from the Authority, if that is their governing body's determination.

FINANCE COMMITTEE RECOMMENDATION

The Finance Committee recommends that the Board evaluate Options A and B, and should a Funding Plan be adopted, that the Board provide Authority Members with a sixty (60) day period to provide written notice of withdrawal.

Option A - Cost Allocation Formula Distributed by Average Daily Radios (LMR) and High Speed Units (LTE); Baseline Admin Cost by 50% Population/50% Geography; and LTE Hard Match by 50% Population/50% Geography

Cost Formula

Member LMR Cost	+	Member LTE Cost (Operations plus Hard Match)	+	Member Baseline Administrative Cost	=	Total Member Cost

LMR Member Cost

$$\left(\frac{\text{Member A's Daily Radios}}{\text{Total Daily Radios of LA-RICS Members}}\right) \times \text{LMR Operations Cost} = \text{Member A's LMR Operations Cost}$$

LTE Member Cost (Operations plus Hard Match)

$$\left(\frac{\text{Member A's Data Units}}{\text{Total Data Units of LA-RICS Members}}\right) \times \text{LTE Operations Cost} = \text{Member A's LTE Operations Cost}$$

$$\left(\frac{\text{Member A's Population}}{\text{Total Population of LA-RICS Members}} + \frac{\text{Member A's Square Miles}}{\text{Total Square Miles of LA-RICS Members}}\right) \times \text{LTE Hard Match} \times 50\% = \text{Member A's Hard Match Cost}$$

Member Baseline Administrative Cost

$$\left(\frac{\text{Member A's Population}}{\text{Total Population of LA-RICS Members}} + \frac{\text{Member A's Square Miles}}{\text{Total Square Miles of LA-RICS Members}}\right) \times \text{JPA Operations} \times 50\% = \text{Member A's Baseline Admin Cost}$$

Option B - Cost Allocation Formula Distributed by 50% Population/50% Geography for LMR, LTE, Baseline Administrative Cost and LTE Hard Match

Cost Formula

Member LMR Cost	+	Member LTE Cost (Operations plus Hard Match)	+	Member Baseline Administrative Cost	=	Total Member Cost

LMR Member Cost

$$\left(\frac{\text{Member A's Population}}{\text{Total Population of LA-RICS Members}} + \frac{\text{Member A's Square Miles}}{\text{Total Square Miles of LA-RICS Members}}\right) \times \text{LMR Operations Cost} \times 50\% = \text{Member A's LMR Operations Cost}$$

LTE Member Cost (Operations plus Hard Match)

$$\left(\frac{\text{Member A's Population}}{\text{Total Population of LA-RICS Members}} + \frac{\text{Member A's Square Miles}}{\text{Total Square Miles of LA-RICS Members}}\right) \times \text{LTE Operations Cost} \times 50\% = \text{Member A's LTE Operations Cost}$$

$$\left(\frac{\text{Member A's Population}}{\text{Total Population of LA-RICS Members}} + \frac{\text{Member A's Square Miles}}{\text{Total Square Miles of LA-RICS Members}}\right) \times \text{LTE Hard Match} \times 50\% = \text{Member A's Hard Match Cost}$$

Member Baseline Administrative Cost

$$\left(\frac{\text{Member A's Population}}{\text{Total Population of LA-RICS Members}} + \frac{\text{Member A's Square Miles}}{\text{Total Square Miles of LA-RICS Members}}\right) \times \text{JPA Operations} \times 50\% = \text{Member A's Baseline Admin Cost}$$

BACKGROUND

At the LA-RICS Board meeting of October 3, 2013, your Board accepted County of Los Angeles' contribution of the service of PMC, an independent consultant, for development of the LA-RICS Funding Plan. PMC, together with the Finance Committee and Authority staff, conducted project based research, held stakeholder meetings, developed several cost allocation scenarios for Committee and Board review, and finalized the attached Proposed Funding Plan. This Proposed Funding Plan incorporates revisions made resulting from Authority Member input received during the 60-day comment period, which closed on May 6, 2014.

Due to uncertainty associated with cost factors contemplated in the Proposed Funding Plan released for comment on March 7, 2014 (usage, number of units, etc.) as raised by Authority Members during the 60-day comment period, the Authority staff, together with input received from the Finance Committee at their regular meeting of May 22, 2014, revised the funding plan to provide your Board with two options containing certain verifiable cost factors, Option A and Option B (see Attachment A).

Option A was prepared by Authority staff based on comments received from Authority Members during the 60-day comment period. Option A was taken to the Finance Committee on May 22, 2014. After some discussion within the Finance Committee regarding whether Option A allows Authority Members to not pay their fair share of any given system by simply turning off their radios or data units, the Finance Committee directed staff and PMC to also prepare a second Option B for the Board's consideration that allocated costs be based on geography and population only. Option B provides the Authority with a verifiable form of calculating costs that does not rely on information provided by Authority Members. A cost comparison between Option A and Option B for each Authority Member, is included in Attachment B. As such, Attachment A, the Proposed Funding Plan provides your Board with information regarding the Authority Administration and LMR and LTE Systems, cost factors for Options A and B for the LMR and LTE Systems, annual fee estimates assuming 100% Authority Member participation with delayed contribution towards capital replacement, operations and maintenance, as well as two cash-flow appendices illustrating cost per Member agency for both Options A and B.

Once your Board selects Options A or B, and adopts the Proposed Funding Plan with the selected option, the Executive Director/designee will finalize the Funding Plan to reflect only the option selected by the Board, and will share with all Authority Members the adopted Funding Plan, and notify them of the deadline to submit written notice of withdrawal from the Authority. Notices received from Member agencies will be shared with your Board.

Both Authority staff and the Finance Committee are recommending that Authority Members be provided with a sixty (60) day time period to submit written notice of withdrawal. While Section 5.01 of the JPA Agreement provides for a minimum 35 day period for withdrawal after the Funding Plan is adopted, 60 days will allow Authority Member staff sufficient time to evaluate the financial costs assigned by the Funding Plan, ask questions of Authority staff if needed, prepare staff reports for their respective governing bodies regarding the costs outlined in the Funding Plan, and calendar the item on the agenda for their governing bodies.

If after the Funding Plan is adopted, withdrawal of Authority Members results in a substantial increase in the financial obligations of the remaining Authority Members, then your Board should consider whether it is prudent to revise the Funding Plan. If a revised Funding Plan is adopted by your Board, then any Member so affected will have a further right to withdraw within a period no less than 45 days after the adoption of the revised Funding Plan, as set by your Board.

FISCAL IMPACT/FINANCING

Year 1 Administrative costs, which commence upon adoption of the Funding Plan, as well as LTE Hard Match costs, will be incorporated into the LA-RICS 2015-2016 Operating Budget, and brought before your Board for approval. Fiscal impact projections for Year 1, assuming 100% Member participation are included in the attached Appendix I – Cash Flow for both Draft Proposed Funding Plan Options A and B.

FACTS AND PROVISIONS/LEGAL REQUIREMENT

The Authority's counsel has reviewed the recommended actions.

Respectfully submitted,

PATRICK J. MALLON
EXECUTIVE DIRECTOR

c: Counsel to the Authority

Attachments

LA-RICS

FUNDING PLAN

MAY 23, 2014

PREPARED BY: PMC®

AGENDA ITEM 5 - ATTACHMENT A

AGENDA ITEM 5 - ATTACHMENT A

Table of Contents

Executive Summary 1
Introduction 4
Section 1. Funding Plan Overview 13
Section 2. Background Research 15
Section 3. Member Outreach 15
Section 4. Cost Allocation Method 16
Section 5. Data Monitoring and True Up Period 29

List of Tables

Table 1. Variables for LMR and LTE Cost Allocation Formulas 24

List of Figures

Figure 1. Option "A" Cost Allocation Formula 26
Figure 2. Option "B" Cost Allocation Formula 27

Appendices

Appendix 1 - March 6, 2014 - Draft Funding Plan

Appendix 2 – April 3, 2014 – Board Authorized Modifications

Appendix 3 – May 7, 2014 – Board Item on Comments Received on Draft Plan; All Written Comments Received from Authority Members During 60 Day Comment Period

Appendix 4 – August 15, 2013 LMR Board Letter and March 6, 2014 LTE Board Letter

AGENDA ITEM 5 - ATTACHMENT A

Executive Summary

The Los Angeles Regional Interoperable Communication System (LA-RICS) is a modern, integrated wireless voice and data communication system designed to serve law enforcement, fire service, and health service professionals throughout Los Angeles County. LA-RICS is a joint powers authority ("Authority") with 86 Members currently, including the County of Los Angeles, 82 cities, two school districts, and the University of California, Los Angeles.

LA-RICS is comprised of two independent systems which, include a voice (land mobile radio, or LMR) and broadband data (long-term evolution, or LTE) system. LA-RICS will provide day-to-day communications within agencies and allow seamless interagency communications for responding to routine, emergency, and catastrophic events.

Per the Joint Powers Agreement (Agreement) adopted in 2009, the Authority must develop and adopt a Funding Plan before it commits resources to *constructing* the LMR or LTE Systems (Ref. Art. II, Sec. 2.04(b) and Sec. 2.05(b)(2); and Art. V, Sec. 5.01.). This Funding Plan has been a long-time in the making, given the Agreement specified that the Authority would use its "best efforts to develop and adopt within nine (9) months of the effective date of the Agreement…a Funding Plan specifying a means or formula for funding the construction, operation and maintenance of the System) (Ref. Art. II, Section 2.05(b)(2).).

The Funding Plan must identify "funding sources and mechanisms" (Art. V, Sec. 5.01.). In particular, the Funding Plan must "specify a means or formula for funding the construction, operation and maintenance of the System; such Funding Plan shall include an allocation of costs among the Members, subscribers and other funding sources" (Art. II, Sec. 2.05 (b) (2).). Further, the Funding Plan must provide a "development schedule and phasing plan, which will permit the maximum feasible participation by Members." (Art. V, Sec. 5.01). This latter requirement in the Agreement recognizes the great diversity among Members in the caliber of their LMR and existing broadband systems, as well as in their ability to internally support capital improvements and maintenance.

The Funding Plan presents LMR capital costs of approximately $205 million and annual costs of approximately $11 million for operations and capital replacement. It also addresses LTE capital costs of approximately $150 million, additional capital costs of approximately $17 million for additive alternates, and annual costs of approximately $10 million for operations and excludes capital replacement. The Funding Plan must identify funding sources and a means for allocating these costs among the Members.

The Funding Plan relies on grant monies for the initial construction of the LMR and LTE Systems. Member fees are to be the revenue source for the operations and maintenance (O&M) as well as all other capital costs. Voter assessments are not currently practical given the high cost of a ballot campaign coupled with high voter requirements to pass a special revenue measure. The LMR and LTE program costs can be divided into an infrastructure (initial capital or capital replacement) component and an O&M component. The financing model seeks to apportion costs to the Members relative to each Member's system usage or ratio of population and

geographic factors. As stakeholder survey results revealed that Members do not prefer a fixed fee that is not tied to a member's specific impact to the communications system, one of the options identified within the funding plan incorporates one or more measurable characteristics (population and geography) as a tool to determine each Member's revenue contribution.

The Draft Funding Plan was authorized for release for comment to the Authority's Members on March 6, 2014. The Draft Funding Plan is attached as Appendix 1. On April 3, 2014, the Authority Board released a revised Cash Flow which contemplated the Capital Replacement Reserve for the LMR System be deferred, with no accumulation, until the beginning of the fourth year of system operation. An administrative cost allocation for ongoing support of the Authority Operations was included at 20% of the overall administrative cost was included in the revision. This information is attached as Appendix 2.

The Board received a number of comments on the Draft Funding Plan during the 60 day Comment Period, a matrix of which is attached as Appendix 3.

In consideration of the feedback received during the 60 day Comment Period, the Draft Funding Plan has been updated to reflect the response to this information as well as based on input from the Finance Subcommittee. As part of this update and through the input provided by the subcommittee, two options – Option A and Option B - are presented within this Funding Plan to allocate Member costs. These options include the following:

Option A – Costs under this option are based on the following:

- JPA Operations, which covers 40% of the administrative costs associated with LA-RICS operations. These costs are calculated based on the population and geographic area of the Member agency. These two variables are weighted equally at 50% each.

- LTE, which covers 30% of the administrative costs, plus operations and maintenance costs of the LTE system. This component also includes the hard-match required under the BTOP grant. Calculation of the administrative and operations and maintenance costs are based on the number of data units connected to the LTE system. Calculation of the hard match costs are based on the population and geographic area of the Member agency. These two variables are weighted equally at 50% each.

- LMR, which covers 30% of the administrative costs, plus operations and maintenance, and capital replacement of the LMR system. Calculation of the administrative, operations and maintenance costs, and capital replacement costs are based on the number of radio units connected to the LMR system and used on a daily basis.

Option B – Costs under this option are based on the following:

- All costs for administration, operations and maintenance, capital replacement, and hard match are calculated based on population and geographic area of the Member agency. These two variables are weighted equally at 50% each.

The Funding Plan is predicated on the members participating in the system and the contribution from each Member will be calculated on the number participating. The initial Cash Flow presented is predicated on full participation of every Member of the Authority. That is, the Member shares will be calculated assuming every potential Member is paying its indicated annual share. However, the Authority acknowledges that some Members may exercise their right to withdraw as allowed under the Agreement. A Member may make a financial decision to delay participation until such time as their communication system equipment completes its normal replacement cycle and thus the agency's capital investment is fully amortized.

For every Member that chooses not to participate, its annual share of the cost must be assumed by the Authority should total system costs be higher than the revenues collected from early participating Members. In this instance, bridge financing may be required to make up the difference. Alternatively, early participating Members will be absorbing the costs of non-participants resulting in a higher cost for the early Members. It is likely that should any Member want to rejoin the Authority at a later date, the Authority's Board will assess a buy-in amount to any later joining Member.

Each year an agency does not become a Member or join LA-RICS, its allocated but unpaid cost share of the LTE hard match and LMR capital replacement will accumulate. The allocated share of a Member's hard match will be based on a ratio of population (50%) and geographic area (50%) while capital replacement is based on the cost allocation formula option adopted by the LA-RICS Board (as described above). Further, the opportunity for an agency to buy in later into the program will include paying its accumulated unpaid LTE hard match share, plus one-time buy-in charges based upon a progressive rate schedule tied to the length of time a member does not join. Assuming the Authority or a Member agency incurs carrying cost of loans or funds for advanced funding to pay the LMR and LTE agreements, the buy-in charges would contribute toward repaying these carrying costs and other advanced payments made by early adopters in absorbing costs of non-participants.

Some Members may have special radio or broadband coverage challenges (e.g., hilly terrain or clusters of tall buildings) that the standard backbone systems would be unable to meet. Those Members may require additional sites or facilities for an acceptable level of service. If so, those Members, and not LA-RICS, unless otherwise agreed to by the Authority's Board, may be responsible for the costs of building and maintaining these facilities. To the extent possible. LA-RICS will provide Bounded Area coverage enhancements. In-Building coverage will also be the responsibility of the Member agency that desires the coverage, unless otherwise agreed to by the Authority's Board. (Note that this does not preclude LA-RICS from being the agency that does the actual work of constructing or maintaining these facilities.)

Introduction

The Los Angeles Regional Interoperable Communication System (LA-RICS) is a modern, integrated wireless voice and data communication system designed to serve law enforcement, fire service, and health service professionals throughout Los Angeles County. LA-RICS is a joint powers authority ("Authority") with 86 Members currently, including the County of Los Angeles, 82 cities, two school districts, and the University of California, Los Angeles. A System Description of the LMR and LTE Systems are provided below.

System Description

Genesis of the Hybrid LMR System

In the summer of 2012, Jacobs Program Management, acting as the Authority's LMR Program Manager, performed a hybrid UHF T-band and 700 MHz analysis to ascertain if such a system could be deployed across the greater Los Angeles Region. The results of that study, as articulated in the "LA-RICS LMR Hybrid Feasibility Study" of July 7, 2012, indicated that a hybrid LMR System was feasible, and that such a system would meet both LA-RICS' near term and longer term public safety communications needs.

It was the conclusion of the study that a hybrid system utilizing both 700 MHz P25 and T-Band P25 technologies could provide the LA-RICS user community with a LMR system capable of supporting first responders. The overall conclusion was predicated on the minimum requirement of utilizing seventy (70) 700 MHz channels. The utilization of T-Band spectrum within the hybrid system is fully scalable thus rendering the T-Band component configurable to address concerns regarding the concentration of first responder assets in areas during emergency response.

The study concluded that a hybrid UHF T-band and 700 MHz system could:

- Support 34,000 users on the 700 MHz spectrum with the capacity to accommodate a 25% incident increase of users maintaining a 1% GoS.

- Although T-Band channels will support 34,000 users on the T-Band spectrum with the capacity to accommodate a 25% incident increase of users maintaining a 1% GoS, real-life experience indicates the need for more capacity. The study recognized that there is additional T-Band capacity available to meet the real life requirements for 10 channels per site, as this was anticipated to be a requirement in the LMR RFP and ultimate contract.

- Provide voice coverage per anticipated RFP requirements with the exception of the Angeles National Forest (ANF) areas (this is primarily due to a limited number of available tower facilities in the ANF, and coverage could be enhanced as additional sites become available).

- Include a narrowband data subsystem that could replace three existing UHF mobile data systems with a single system having coverage and capacity that would meet anticipated LMR System requirements.

- Include the current ACVRS that will be maintained on UHF but could be upgraded to more modern equipment.

- Employ bi-directional amplifiers (BDAs) for in-building coverage as used in the existing T-Band subsystems. The existing BDAs will be replaced and/or supplemented with 700 MHz BDAs as needed.

- The selected Contractor's final design should be based on user input that would determine how the hybrid system implementation plan would be rolled out.

Following the July, 2012 Hybrid Feasibility Study, all pertinent requirements for a hybrid system were incorporated in the LMR System RFP. Due to the requirement to provide up to 10 channels per site for surge capacity, for both UHF and T-Band, it was determined that a pool of 700 MHz frequencies could be used to augment capacity at sites where event escalation might occur. As a result, LA-RICS required that Proposers not exceed 90 700 MHz frequencies.

Two Proposers provided proposals that addressed a hybrid system, and Motorola Solutions, Inc. was invited to negotiate. Subsequent to successful negotiations with Motorola, a contract was awarded by the Authority's Board that would provide a hybrid LMR System for the greater Los Angeles Region.

Description of the LMR System

The LMR System is a hybrid, integrated, regional, public safety wireless communications system operating primarily on UHF T-Band channels and 700 MHz spectrum. This Association of Public Safety Communications Officials (APCO) Project 25 Phase II capable wireless communications system will provide public safety first responders with mission critical voice and data communications supporting day-to-day, mutual aid, and task force operations. It will provide immediate and coordinated assistance in times of emergency, minimizing loss of life and property within the greater Los Angeles Region.

Furthermore, the LMR System will provide enhanced, interoperable communications through the following Subsystems:

- Digital Trunked Voice Radio Subsystem (DTVRS): This DTVRS subsystem is considered the primary subsystem. It is a hybrid design that incorporates Project 25 Phase II equipment operating a voice communications network on both UHF "T-Band" spectrum and the 700 MHz band. Intra-subsystem network operations between users on the differing bands is transparent.

- Analog Conventional Voice Radio Subsystem (ACVRS): The interoperable ACVRS subsystem will interface with the hybrid UHF and 700 MHz DTVRS subsystem. ACVRS will use narrow-banded UHF channels available to LA-RICS.

  ACVRS will consist of up to Twenty-two (22) Los Angeles County Fire Department LACoFD) regionalized channels corresponding to each Telephone Radio Operator (TRO) operational service area.

- Narrowband Mobile Data Network (NMDN): The NMDN Subsystem will be available to all member agencies. This subsystem's data network will operate on UHF channels and provides reliable Computer-Aided Dispatch (CAD) connectivity. .

- Los Angeles Regional Tactical Communications Subsystem (LARTCS): The LARTCS Subsystem will support public safety operations on VHF Low-Band, VHF High-Band, UHF and 800 MHz. This Subsystem provides DTVRS and ACVRS interoperating connectivity with legacy public safety systems users that would not normally operate on LA-RICS' primary subsystems.

Where possible, the LARTCS subsystem radio system attempts to logically share common infrastructure components.

System Capabilities and Advantages

The LMR System will facilitate and support Authority Stakeholders' day-to-day public safety voice and low-speed data communications needs, providing instantaneous mutual aid in the event of a man-made or natural disaster. As such, the LMR System provides communications surge capability and resiliency. It provides generous allowances for disaster recovery and future system growth.

The Authority will possess a public safety LMR System that will be technically sufficient. In addition to supporting day-to-day public safety voice and data communications needs, the LA-RCIS LMR System also provides a much needed migration path off the UHF T-Band spectrum that must be vacated in 2023 pursuant to H.R. 3630; Middle Class tax Relief and Jobs Creation Bill of 2012.

Why is the Hybrid approach the best option for LA-RICS at this time?

- Removes LA-RICS from dependency on the Federal Government to make decisions regarding local spectrum and funding.

- Deploys an interoperable public safety radio network on Day 1 and buys time for later resolution with respect to future T-Band frequency availability.

- Buys time to position for the possibility of future spectrum availability in both 700MHz and 800MHz.

- Provides a baseline County-wide system now that will easily accommodate expansion as users come onboard.
- Allows for a smooth, coordinated migration over time, and stays positioned for future FCC assistance with spectrum and funding.
- Minimizes risk of breakage and stranded assets.
- Utilizes existing ACVRS and narrowband data.
- Allow us to prudently plan for yet-to-be-determined policies and direction from FCC.

Effects on Members Existing Operations & Benefits

The benefits and advantages that Member agencies' will gain with the LA-RICS hybrid LMR radio communications system, over their existing operations and for the next decade and beyond, are numerous and include:

- A truly Countywide Voice and Narrow Band Mobile Data System that provides coverage and capacity throughout the jurisdictions of all Member Agencies.
- Reuse of infrastructure assets leverages the investments that Members have made in existing sites and equipment.
- Cost savings are realized through centralized operations and maintenance of the LMR System.
- Cost avoidance will be achieved when the federal legislation to vacate the current UHF T-band occurs as the Authority will not have to re-procure and re-deploy a new regional communications system.
- Coverage and capacity will meet or exceed operational requirements for all LMR Subsystems and provide significant improvement over existing capabilities.
- Designed-in system growth will provide long-term usability in response to population growth and additional operational requirements.
- LMR System is being designed in a modular, scalable manner to allow the Authority to add or remove Members/users as needed, necessary and appropriate.
- LMR System will allow Member agencies the flexibility to assume responsibility for LMR System maintenance as desired.
- There will be no single-point-of-failure throughout the mission-critical DTVRS Subsystem.
- Geographically-isolated LMR System controllers will provide redundancy in the event of a disaster.

- System-wide encryption provides LMR System security against cyber-attacks.
- LMR System provides encrypted communications allowing for each member Agency to conduct secure operations.
- LMR System will achieve the Authority's vision of regional communications interoperability.
- LMR System will provide Member agencies operational and equipment options regarding end of life concerns for their current systems.
- All hardware, firmware, and software licenses will be current as of the final acceptance.
- Overall LA-RICS program objectives will be realized to the great benefit of all Members:
    - Pooling regional frequencies will be accomplished.
    - Reuse of existing infrastructure will be realized.
    - Providing for interoperable day-to-day communications for all Members will finally become a reality.
    - Providing instantaneous mutual aid communications will be realized.
    - Regional disaster recovery capabilities will be enhanced.
    - Factored-in future growth will be available.
    - Positive reduction of duplication costs will be a reality.
- Enhanced interoperable communications with federal, state and other outside local agencies.
- Does not require members to invest capital dollars up front for UHF-capable subscriber units, but rather preserves individual agency equipment replacement/migration strategies. Members who operate exclusively on VHF, or who have outdated 700 MHz equipment, may choose to replace their subscriber equipment in order to take full advantage of the new hybrid network.
- Reduces the risk for all Members of deploying on a network that will be obsolete in less than a decade.
- Over the long term, 700 MHz will provide better interoperability with contiguous neighbors – Orange, Riverside, and other adjacent County users, since they are migrating to 700/800MHz.

- Potential exists for LA-RICS 700 MHz to be a direct backup for STRS and CWIRS – they currently have no backup capability.

Description of the LTE System

The Public Safety Broadband Network (PSBN) is a state-of-the-art wireless broadband system that provides high mobility public safety grade outdoor data services across Los Angeles County. It uses the latest cellular technology, called Long Term Evolution (LTE), currently being deployed by the major cellular carriers worldwide. The PSBN is built to the higher public safety reliability standards in order to have service available when public safety needs communications most – during emergencies. The PSBN is capable of interoperability with the forthcoming FirstNet nationwide network as well as other Broadband Technology Opportunity Program (BTOP) grant funded public safety systems. It uses the radio spectrum assigned to LA-RICS in its (SMLA) with FirstNet. The PSBN consists of the following major subsystems:

LTE Subsystem – The LTE Subsystem consists of a LTE compliant wireless broadband system. LTE is a global standard established by the Third Generation Partnership Project (3GPP) and represents the most advanced commercial wireless broadband technology available. The LTE Subsystem will enable the Authority to have the same system functionality as commercial wireless carriers. The LTE Subsystem will provide wireless mobile broadband service across Los Angeles County from a preliminary 229 "cell sites" (known as eNodeBs). Please note the actual cell sites may vary from the numbers referenced in the Funding Plan as the design is being refined based upon a number of factors. It will provide broadband coverage to outdoor users using portable devices. The LTE Subsystem will meet various Key Performance Indicator (KPI) thresholds to achieve reliable and high speed data connections. The LTE Subsystem also includes one Evolved Packet Core (EPC) implementation at the Los Angeles County Fire Department's Fire Command and Control Facility ("FCCF") to manage user mobility and routing throughout the entire system. A second redundant Evolved Packet Core is included as an additive alternate. The following table represents the percentage for each zone for the downlink (cell site to mobile device) and uplink (mobile device to cell site).

LA-RICS Coverage Zones	Percent Coverage of Geography	
	Downlink(768 kbps)	Uplink (256 kbps)
LA Basin	96.5	91.7
Santa Monica Mts.	62.6	36.2
Angeles Nat. Forest	35.0	11.6
Foothills	70.4	43.2
Foothills - Developed	91.2	76.8
CA-14 Corridor	42.2	16.9
Northern Desert	90.9	73.7
Waterway	70.8	66.0

Backhaul Subsystem – The Backhaul Subsystem provides connectivity and data routing among the 231 cell sites and the Evolved Packet Core. Microwave communication is the method of choice in the Backhaul Subsystem and provides connections for more than 80 percent of the PSBN Sites. The remaining sites as well as other intersystem connections are achieved through leased circuits.

Ancillary Site Subsystem – The Ancillary Site Subsystem consists of "public safety grade" elements required to support the LTE and Backhaul Subsystems. This includes new robust monopole "towers" as well as battery backup and generator systems to provide short-term and long-term power backup in the event of commercial power failures. The Ancillary Site Subsystem also includes the necessary upgrades and improvements for existing rooftop and tower sites to support the LTE and Backhaul equipment.

System Capabilities & Advantages

The PSBN is capable of high speed and high mobility communication where service is provided. Data rates and performance on the system will be comparable to commercial cellular services. However, this network differs from commercial services in one key area – availability of service. Commercial cellular networks are not built to the same robust standard as the PSBN and are not expected to be as survivable. Furthermore, commercial usage by consumers is typically very high during emergencies. This creates congestion on the cell sites where the incident occurs. And, due to lack of priority service on the commercial networks, public safety communication is at risk due to the congestion.

The PSBN provides outdoor service to portable handheld devices over the area in the table above at data speeds at or above 768 kilobits per second (kbps) in the downlink and 256 kbps in the uplink. However, these rates represent the "edge" rates where the signal is low. LTE is capable of scaling to lower rates at lower signal levels, and therefore, the PSBN can cover more area at lower rates. This can include limited coverage inside buildings, especially inside buildings near PSBN cell sites. Typical capacity for a single cell site is expected to be on the order of 30 megabits per second (mbps). This capacity is shared by the users in that area.

The PSBN is designed to be "public safety grade." The towers are more robust than typical cell phone towers, the sites are equipped with multiple forms of power backup, and wherever possible, components and connections are redundant such that when one element fails, another is immediately available to maintain system operation.

The PSBN is capable of transporting any Internet Protocol (IP) application data. This includes Computer Aided Dispatch (CAD), voice over IP (VoIP), electronic Patient Care Records (ePCR), web applications, email, streaming video, Geographic Information Systems (GIS), and many others. It is designed to accommodate very low system delays (latency) to provide high quality services to delay sensitive applications. However, the system's designed capacity is limited, and therefore, the degree to which these applications can be run simultaneously on the same cell site is limited. And, the system may not provide the needed coverage (e.g., in-building) required by some of these applications.

The system is also capable of roaming to commercial cellular networks where PSBN service does not exist. Therefore, outside of Los Angeles County, in areas outside of the PSBN coverage footprint, and inside buildings, the system is capable of supporting a transition (with a short delay during the transition) to the commercial network. Additionally, subscriber device options (including one from Motorola in the base agreement) will support the use of multiple modems that can seamlessly transition between the commercial and PSBN networks.

Effects on Members Existing Operations & Benefits

Due to the higher availability of the PSBN from both the robustness of the network to the dedicated capacity, public safety users will be able to rely more on the PSBN in emergencies. This will enable public safety personnel to have sustained communications in life threatening scenarios that may normally be constrained by congestion or complete loss of service. For example, in the event of an earthquake, existing systems may be crippled by the event itself or by the extremely high usage levels. The PSBN is expected to be more survivable in such an event and the dedicated capacity means public safety does not have to compete with the public for data resources. Finally, because the PSBN is fully controlled by public safety, the Authority and its members can adjust network priorities to address congestion within the public safety community to ensure the most critical communication gets through.

In some cases, member agencies may withhold deployment of data solutions because of the reliability or capabilities of existing systems. The higher reliability of the PSBN may enable increased use of broadband data applications in “mission critical” scenarios. Therefore, in addition to higher reliability of existing data solutions, new life saving benefits may now be possible over the PSBN as a result of the higher data availability. For example, due to congestion on commercial networks, real-time streaming video use may be limited. The PSBN has all of the advanced capabilities of an LTE network and can prioritize video traffic to ensure the needed resources are made available.

And because the PSBN is under the control of public safety, public safety determines the priority of response to system failures, when they occur. This includes public safety control of emergency deployable systems, such as a “Cell on Wheels (COW).” It also includes public safety determination of system maintenance timing to ensure that potential outages that result from maintenance minimize their impacts on public safety, not consumer, operations. It also means that restoration of service can be prioritized due to public safety, not commercial, needs.

The PSBN includes a robust backhaul network connecting the PSBN cell sites with the core network “switch.” These sites are predominately located at police and fire stations. The connections could then be used to provide robust data connections to these facilities. And, to the extent that these facilities are on member agency networks, may enable connectivity among Public Safety Access Points or other data communication within the region. While the PSBN connection is currently planned to end at the tower outside these police and fire stations, a connection to the inside of the co-located facility can complete the circuit. This could enable direct phone calling between member agencies in the event that the public telephone network fails, among other applications. It should be noted that the capacity of these connections are

based only on the PSBN traffic, and therefore, they may require upgrades to support new applications. However, the system is planned for 50 percent growth which could be used for limited external applications.

In order to benefit from the PSBN's capabilities, member agencies will need new Band Class 14 devices. While member agencies may have LTE capable devices from commercial carriers, those devices do not currently support the dedicated public safety spectrum. Those new devices will need to be configured and installed. Additionally, member agencies will need to connect their fixed networks, data centers, and applications to the PSBN. This will require coordination and collaboration between IT departments to including physical connectivity, data routing, and security.

Funding

The LA-RICS will include voice (land mobile radio, or LMR) and broadband data (long-term evolution, or LTE) components. LA-RICS will provide day-to-day communications within agencies and allow seamless interagency communications for responding to routine, emergency, and catastrophic events. Although a significant portion of system costs will be covered through grant funding, the Authority must identify a method to distribute its remaining cost among its members. LA-RICS established a Finance Committee to address these issues, among other financial considerations, and subsequently retained Pacific Municipal Consultants (PMC) to develop a methodology and ultimately, this Funding Plan.

Section 1. Funding Plan Overview

Requirements

The LA-RICS Joint Powers Agreement Section 2.05(b)(2) notes that it is the responsibility of the Board of Directors to "develop and implement a funding plan (the 'Funding Plan') for the construction and ongoing operation of a shared voice and data system." Section 5.01 (Adoption of Funding Plan), provides additional clarity for this responsibility:

> *It is a critical goal of the Authority to develop a Funding Plan that identifies funding sources and mechanisms, including a development schedule and phasing plan, which will permit the maximum feasible participation by Members. The Funding Plan shall be descriptive as to the contributions required from Members.*
>
> *Prior to committing resources for the construction of the System, a proposed Funding Plan as designated in Section 2.05(b)(2) shall be developed.*

Section 5.01 of the Agreement also requires that the Funding Plan "…shall be accompanied by a description of the System, and reports and studies to allow Members to determine the System capability, cost, financing and the effects on individual Members."

LA-RICS has followed an extensive process to develop its Funding Plan. Much of the background and process information is contained in Appendix 1 – Draft Funding Plan. On March 6, 2014 the Authority Board considered the Draft Funding Plan and authorized its release for the required 60 day comment period. On April 3, 2014 the Authority Board reviewed and considered information pertaining to the specific Cash Flow contained in the Draft Funding Plan which contemplated deferring the Capital Replacement Reserve for the LMR System, with no accumulation, until the beginning of the fourth year of system operation. An Administrative cost allocation for the ongoing support of the Authority Operations at 20% of the overall Administrative cost was also included in the revision. The Authority Board authorized the release of this revision.

This Funding Plan meets those requirements. LA-RICS has followed an extensive process to develop its Funding Plan. This Funding Plan identifies funding sources and mechanisms to pay for construction of the LA-RICS through grant funds and contributions by Members, respectively, as discussed herein. In addition, the LMR and PSBN Agreements executed between Motorola and the Authority, set forth a detailed development and phasing schedule for the construction, operation, and maintenance of each System. Included in Appendix 2 is the August 15, 2013 LMR Board letter and the March 6, 2014 LTE Board letter that discusses the phasing of work to occur to construct, operate and maintain each System. Much of the remaining background and process information is contained in Appendix 1 – Draft Funding Plan.

On March 6, 2014, the Authority Board considered the Draft Funding Plan and authorized its release for the required 60 day comment period. On April 3, 2014, the Authority Board reviewed and considered information pertaining to the specific Cash Flow contained in the Draft Funding Plan which contemplated deferring the Capital Replacement Reserve for the LMR System, with no accumulation, until the beginning of the fourth year of system operation. An Administrative cost allocation for the ongoing support of the Authority Operations was also included at 20% of the overall Administrative cost was also included in the revision. The Authority Board authorized the release of this revision, which is included in Appendix 2.

On May 7, 2014, the Authority Board received a report outlining all of the comments received on the Draft Funding Plan. This information is attached at Appendix 3.

Funding Plan Components and Goals

LA-RICS has received favorable status through receipt of significant grant funding for the LMR and LTE systems. These grant funds cover a substantial portion of the costs associated with constructing the physical infrastructure that supports both systems. The Funding Plan is responsible for proposing an allocation of the costs not covered by the grant funding including LMR operations and maintenance, LMR lifecycle capital replacement, LTE hard cost matches, LTE soft cost matches, LTE operations and maintenance, and LTE lifecycle capital replacement (Section 4 provides more detail about Funding Plan costs).

The methodology for the distribution of system costs between Member agencies and their acceptance is a major challenge to the successful completion of the LA-RICS project. The Draft Funding Plan utilized a number of variables to allocate costs for both the LTE and LMR Systems. This information is contained in Appendix 1. In consideration of the feedback received during the Comment Period, it is being recommended that the variables used to allocate cost to Member Agencies be revised to eliminate as many unknowns as possible including the potential that agencies may have reported information inconsistently.

The Board has met its obligation to distribute a Draft Funding Plan to Members with a description of the LMR and LTE Systems, as well as "reports and studies" that would allow members to make their own assessments of system capabilities, costs, financing, and fiscal impact. In addition, Members can continue to meet with Authority Staff and the LA-RICS contractor to discuss and evaluate the particulars of each System and the associated projected coverages in any geographic area affecting Members.

Once the Board adopts a Funding Plan, the Board will need to notify Members within five days of adopting the Funding Plan. Members then have at least 35 days in which to submit written notice of immediate withdrawal from the Authority. Very significantly, "there will be no costs for any Member that withdraws from the Authority within this time period." (Art. V, Sec. 5.01.) It is

the recommendation of staff to extend the opt-out period for the plan to 60 days to allow Member agencies to adequately review the information and allow their governing bodies to take appropriate action, if necessary.

The Authority's Board may opt to revise the Funding Plan in light of Member withdrawals following its adoption. The provision in the Agreement (last paragraph of Art. V, Sec. 5.01) that allows for a Board vote on a revised Funding Plan states:

> "After the Funding Plan has been adopted, and until contracts are awarded to design and/or construct the System, if the Funding Plan is revised in a manner which will substantially increase the financial obligations of the members, then any Member so affected will have a further right to withdraw within a period designated by the Board, which shall not be less than 45 days after the adoption of the revised Funding Plan. There will be no costs or any Member that withdraws from the Authority within this time period, except for obligations incurred prior to the adoption of the Revised Funding Plan."

Section 2. Background Research

Extensive background research was done of comparable interoperable communication systems were researched to identify existing finance plan strategies. Select allocation methods and variables from these comparable systems, as vetted by Members, were incorporated in the Draft Funding Plan authorized for release on March 6, 2014. All of the background research is contained in the Draft Funding Plan attached in Appendix 1.

Section 3. Member Outreach

Extensive Member outreach was done by the Authority staff and PMC. All of the Member outreach and results of this outreach is contained in the Draft Funding Plan attached in Appendix 1. PMC sent initial surveys to fire and police chiefs, as well as city managers, of each Member agency, followed with three rounds of stakeholder meetings were held between November 2013 and January 2014. Each series included hosting several meetings on different days and in separate locations with the intention of increasing Member participation.

Section 4. Cost Allocation Method

This section presents two options for the cost allocation methodology for the LMR and LTE Systems. Cost allocation, or apportionment, is the manner by which the various costs of the systems are assigned to defined user characteristics and then allocated to the LA-RICS members based on each Member's known user data. The apportionment methodology considers the components of the system costs to the extent that they are known or can be estimated.

The objective of this section is to 1) outline in a representational model the system funding preferences based upon input from stakeholders and comments received during the comment period; 2) describe the funding model parameters and development; and 3) develop costs for each Member using the two cost allocation options for the LMR and LTE Systems.

Cost Components of Systems

The costs and model development assume full build-out and implementation of the interoperable communications systems as defined in the executed agreements for LMR and LTE. Costs based on assumptions of phased build-out and implementation will result in different costs in the early years of the system. Any phasing assumptions and changes in costs for system development will be determined by the Authority. The Funding Plan relies on grant monies for the initial construction of the LMR and LTE Systems. Member Fees are to be the revenue source for operation of both systems, administrative costs, LTE hard match and LMR system refresh. Voter assessments are not currently practical given the high cost of a ballot campaign coupled with high voter requirements to pass a special revenue measure.

Land Mobile Radio (LMR)

Components of LMR cost include the contract system maintenance costs (Phase 5) totaling approximately $56 million for the full 15-year contract period.[1] In addition to the contracted system maintenance cost, an infrastructure component is included to account for replacement and technological upgrade and/or obsolescence. This infrastructure component, or capital replacement, is called the "Life Cycle Cost". A Life Cycle Cost estimate for replacement of LMR infrastructure is approximately $55 million as determined by the LA-RICS engineering consultant. Payments by Members for capital replacement cost are spread evenly over a 15 year period. An amount for Authority administration costs of LMR is also estimated.

Long Term Evolution (LTE)

The estimated costs for LTE shown are from the Broadband Technology Opportunity Program (BTOP) grant Budget Narrative dated November 25, 2013, as well as Authority estimates. The itemized cost components are as follows:

[1] Exhibit C.6 – Schedule of Payments LMR System Maintenance – LA-RICS LMR Agreement with Motorola. The payments vary from year to year, beginning at $4 million in year 1 and reducing to $3.6 million by year 15.

1. System operations and maintenance: $28.6 million (first 5 years)

2. Total matching funds (cash) for LTE construction grant (hard match): $19.5 million

Per Authority direction, In-kind matching funds as well as LTE system refresh costs will be fulfilled through other means than contributions by all Members.

The Funding Plan comprises fees that are calculated by LA-RICS member for both the LMR and LTE systems, as well as for JPA operations. Administrative costs for LA-RICS are divided into three areas, one being JPA operational cost, the second for LMR administration, and the third for LTE administration. Costs for JPA operations are for categories such as Authority staffing, administrative facility lease, and insurance. LMR and LTE administration costs are specific toward the management and implementation of each system including contract management, grant administration, and other tasks to maintain system operations. The total administrative costs are divided by the following amounts: 40 percent for JPA Operations; 30 percent for LMR; and 30 percent for LTE. Within LMR, the fee estimate reflects three costs (operations, system refresh, and administrative). Within LTE, the fee estimate also reflects three costs (operations, annualized grant hard match, and administrative). The following average annual cost estimates for LMR and LTE are assumed for calculating annual member fees.

System	Cost Component	Annual Cost	Total
LMR	Operations	$3,726,600	$9,308,400
	System Refresh	$4,806,800	
	Administrative	$775,000	
LTE	Hard Match	$1,875,000	$9,123,900
	Operations	$6,473,900	
	Administrative	$775,000	
JPA Operations		$1,033,000	$1,033,000

Work by LA RICS and its committees determined that a preferred LTE Scenario be developed that excludes the In Kind match and system refresh, and Adding Maintenance for Home Subscriber Server (HSS) and Redundant Evolved Packet Core.

FIRST NET OPTIONS

In February 2012, Congress enacted *The Middle Class Tax Relief and Job Creation Act of 2012,* containing landmark provisions to create a much-needed nationwide interoperable broadband network that will help police, firefighters, emergency medical service professionals and other public safety officials stay safe and do their jobs. The law's governing framework for the deployment and operation of this network, which is to be based on a single, national network architecture, is the new "First Responder Network Authority" (FirstNet), an independent authority within National Telecommunications and Information Administration (NTIA), located

within the Department of Commerce. FirstNet will hold the spectrum license for the network, and is charged with taking "all actions necessary" to build, deploy, and operate the network, in consultation with Federal, State, tribal and local public safety entities, and other key stakeholders.

The Act provides $7 billion in funding towards deployment of this network, as well as $135 million for a new State and Local Implementation Grant Program administered by NTIA to support State, regional, tribal and local jurisdictions' efforts to plan and work with FirstNet to ensure the network meets their wireless public safety communications needs.

LA-RICS staff has been holding discussions with FirstNet to help offset costs which could lead to cost savings to LA-RICS members. These costs include capital infrastructure replacement, Core Maintenance (PSBN Hardware & Software EPC and NMS), and eNodeB Maintenance (PSBN Hardware & Software RAN). To date, FirstNet has not been able to provide any affirmative commitment to providing resources to the Authority.

THE FUNDING PLAN DOES NOT APPLY TO SUBSCRIBER UNITS

Under the Funding Plan, Members would still be responsible for their LMR or LTE subscriber units. For the LMR System, Members would be responsible for the costs of buying, maintaining, operating and replacing the following:

- Portable radios
- Mobile radios
- Base stations
- Dispatch consoles

For the LTE System, Members would be responsible for the costs of buying, maintaining, operating and replacing the following:

- High-speed data units

LA-RICS may be able to help Members secure grant funding for radio or broadband subscriber units. LA-RICS may also be able to help Members pool their unit purchases so as to command lower pricing. But notwithstanding these forms of assistance, LA-RICS does not assume cost responsibility for subscriber units, unless otherwise agreed to by the Authority's Board.

THE FUNDING PLAN DOES APPLY TO STANDARD LMR AND LTE BACKBONES

As stated earlier, the purpose of the Funding Plan is to fund the backbone LMR and LTE Systems necessary to meet a service standard under normal conditions. Major elements of the LMR backbone include:

- Radio towers
- Microwave links
- Fiber optic links

- Radio antennas
- Control buildings and radio communications equipment
- Ancillary equipment

Major elements of the LTE backbone include:

- Monopoles towers
- Microwave links
- Fiber optic links
- Broadband antennas
- Control buildings and broadband communications equipment
- Ancillary equipment

Cost Apportionment

The two optional financing models seek to apportion costs to the Members by the following method and assumptions:

Option A:

- Joint Powers Authority Administration: Distribution of 40% of Authority staff and operating costs be based on Authority Members proportional share of countywide population and geography equally split 50%/50% (effective FY 2014/2015).
- LMR System Operating Costs:
    - No costs will be allocated or collected for the LMR system from Members until such time as the system is operational (projected FY 2017/18), unless the Authority Board adopts a revised Funding Plan, including to account for any loss or shortage of grant funds.
    - Additionally, the Authority's Board will issue an amendment to the Funding Plan to reflect projected operational and maintenance costs prior to the operation of the LMR system.
    - The cost of operation during the first year of operation (projected FY 2017/18) is based on:
        a. Distribution of 30% of Authority staffing and LMR system operational costs based on the average number of daily radios in use.
    - The cost of operation during the second and third years of operation (projected FY 2018/19) is based on:

    a. Distribution of 30% of Authority staffing and LMR system operational costs and full cost of LMR system maintenance based on the average number of daily radios in use.
  - The cost of operation during the fourth and subsequent years of operation (projected FY 2020/21) is based on:
    a. Distribution of 30% of Authority staffing and LMR system operational costs and full cost of LMR system maintenance based on the average number of daily radios in use.
    b. LMR system refresh based on the average number of daily radios in use.
- LTE System Operating Costs:
  - The cost of operation during the first year of operation (FY 2015/16) is based on:
    a. Distribution of 30% of Authority staffing and LTE system operational costs and fiber connectivity operational costs, if applicable, based on the average number of data devices in use.
    b. Hard Match contribution based on Authority Members proportional share of countywide population and geography equally split 50%/50%.
  - The cost of operation during the second and subsequent years of operation (effective FY 2016/17) is based on:
    a. Distribution of 30% of Authority staffing and LTE system operational costs and full cost of LTE system maintenance (including leased fiber connectivity, if applicable) based on the average number of data devices in use.
    b. Hard Match contribution based on members proportional share of countywide population and geography equally split 50%/50%.
  - Cost of operation during years following the extinguishment of commercial financing will continue as reflected above with the exception of Hard Match contribution.

Option B:

- Joint Powers Authority Administration: Distribution of 40% of Authority staff and operating costs be based on Authority Members proportional share of countywide population and geography equally split 50%/50% (effective FY 2014/2015).
- LMR System Operating Costs:
  - No costs will be allocated or collected for the LMR system from Members until such time as the system is operational (projected FY 2017/18), unless the Authority Board adopts a revised Funding Plan, including to account for any loss or shortage of grant funds.

- Additionally, the Authority's Board will issue an amendment to the Funding Plan to reflect projected operational and maintenance costs prior to the operation of the LMR system.
- The cost of operation during the first year of operation (projected FY 2017/18) is based on:
    a. Distribution of 30% of Authority staffing and LMR system operational costs based on Authority Members proportional share of countywide population and geography equally split 50%/50%.
- The cost of operation during the second and third years of operation (projected FY 2018/19) is based on:
    b. Distribution of 30% of Authority staffing and LMR system operational costs and full cost of LMR system maintenance based on Authority Members proportional share of countywide population and geography equally split 50%/50%.
- The cost of operation during the fourth and subsequent years of operation (projected FY 2020/21) is based on:
    a. Distribution of 30% of Authority staffing and LMR system operational costs and full cost of LMR system maintenance based on Authority Members proportional share of countywide population and geography equally split 50%/50%.
    b. LMR system refresh based on Authority Members proportional share of countywide population and geography equally split 50%/50%.

- LTE System Operating Costs:
    - The cost of operation during the first year of operation (FY 2015/16) is based on:
        a. Distribution of 30% of Authority staffing and LTE system operational costs and fiber connectivity operational costs, if applicable, based on Authority Members proportional share of countywide population and geography equally split 50%/50%.
        b. Hard Match contribution based on Authority Members proportional share of countywide population and geography equally split 50%/50%.
    - The cost of operation during the second and subsequent years of operation (effective FY 2016/17) is based on:
        a. Distribution of 30% of Authority staffing and LTE system operational costs and full cost of LTE system maintenance (including leased fiber connectivity, if applicable) based on Authority Members proportional share of countywide population and geography equally split 50%/50%.
        b. Hard Match contribution based on Authority Members proportional share of countywide population and geography equally split 50%/50%.

- Cost of operation during years following the extinguishment of commercial financing will continue as reflected above with the exception of Hard Match contribution.

Cost Variables

The costs for constructing, operating, and maintaining the LMR and LTE systems are established in the agreements with the systems' provider. This Funding Plan, for purposes of establishing a set of cost parameters to conduct the cost allocation, assumes that all costs are fixed—at least through the contract periods of the agreements. It should be noted that the variables discussed in the Funding Plan may not have been key factors used by the contract vendor in determining the established total systems costs. The LMR and LTE systems are very complex and, in order to assemble their cost proposal, the contract vendor would have had to consider many more factors than the variables presented below.

The LMR system is not anticipated to "go live" until FY 2017-18. Consideration of LMR System Operating Costs will be the subject of a revision to the Funding Plan released prior to the activation of the system. This is in consideration of:

a. Execution of the LMR contract is by Phase, with each Phase requiring approval of a Notice to Proceed by the Authority Board of Directors.
b. Sufficient funding for each Phase must be demonstrated to the Authority Board of Directors before such consideration.
    i. Individual Notices to Proceed may be authorized by the Board of Directors on a Site by Site basis, depending on funding availability.
    ii. Any decrease or suspension in grant funding which might subject Authority Members to an increased substantial financial liability should be evaluated by the Board to determine whether a revised Funding Plan should be adopted, and if one is adopted, will trigger an additional 45 day Opt-Out Period.
    iii. The LMR contract provides for termination for non-appropriation of funds, thus further protecting Authority Members from further liabilities being incurred that cannot be addressed via revision to the Funding Plan.
c. The Detailed Design of the LMR system is currently in progress.
    i. The inability to achieve maximum benefit from some of the designated sites is resulting in site substitution and/or additions. This may result in an adjustment of maintenance and operating costs.
    ii. Changes in LMR technology during the design phase which warrant reconfiguration of operational aspects may result in a change to the costs allocated to Authority Members.

iii. An updated analysis of projected maintenance and operating costs may also result in a change to the costs allocated to Authority Members.

Given the complexity of the cost proposals, the Funding Plan measures each Member's share of the communications systems cost based on Option A: Daily Radios (LMR) and Data Units (LTE); and Option B: Population and Geography (LMR and LTE) and apportions the costs accordingly. These variables are described in Table 1 below to show how they potentially would be used to determine a Member's share of infrastructure capital replacement and operations costs.

Table 1. Variables for LMR and LTE Cost Allocation Formulas

System/ Variable	Description	Measure of Cost	Variable applied to Capital Cost	Variable applied to O&M Cost
Option A				
Average radios in daily use	A jurisdiction's typical radio use on a daily basis	Measures the typical usage by a jurisdiction of the LA-RICS system; the higher the average radio use, the greater the impact to the system.	X	X
Data units	A jurisdiction's high speed data units that require broadband access (mobile devices, tablets, PDAs, etc.)	Measures a jurisdictions use of the LA-RICS system; the higher the inventory, the greater the impact to the system.	X	X
Option B				
Jurisdiction residential population	A jurisdiction's current resident population; For Cities of Industry and Vernon, daytime resident plus worker population is used.	Measures the size of population as a predictor of system use; in general, the greater the population, the greater the impact to the system.	X	X
Geography	Each jurisdiction's municipal boundary expressed in square mileage. The square mileage excludes national forest lands.	Measures the size of each member's physical land area as a predictor of system use; in general, the greater the land area, the greater the impact to the system.	X	X

Variables Data Sources

The variables used in the cost allocation formulas for LMR and LTE are based on information provided through several data sources. Daily radios and data units are based upon survey data received from the members. Population data is obtained from the Southern California Association of Governments (SCAG) Local Profile Reports. Daytime resident plus worker population for Cities of Industry and Vernon were obtained from the American Community Survey's Commuter-Adjusted Daytime Population: Places. Geography land area, expressed in square miles, was obtained from Los Angeles County Department of Public Works through the Los Angeles County GIS Data Portal. Member square miles exclude national forest land.

Options A & B Cost Formula

Figure 1 illustrates how the Option A cost allocation method for a given Member would be calculated.

Figure 2 illustrates how the Option B cost allocation method for a given Member would be calculated.

Figure 1. Option "A" Cost Allocation Formula

Option A - Cost Allocation Formula Distributed by Average Daily Radios (LMR) and High Speed Units (LTE); Baseline Admin Cost by 50% Population/50% Geography; and LTE Hard Match by 50% Population/50% Geography

Cost Formula

Member LMR Cost + Member LTE Cost (Operations plus Hard Match) + Member Baseline Administrative Cost = Total Member Cost

LMR Member Cost

(Member A's Daily Radios / Total Daily Radios of LA-RICS Members) X LMR Operations Cost = Member A's LMR Operations Cost

LTE Member Cost (Operations plus Hard Match)

(Member A's Data Units / Total Data Units of LA-RICS Members) X LTE Operations Cost = Member A's LTE Operations Cost

(Member A's Population / Total Population of LA-RICS Members) + (Member A's Square Miles / Total Square Miles of LA-RICS Members) X LTE Hard Match X 50% = Member A's Hard Match Cost

Member Baseline Administrative Cost

(Member A's Population / Total Population of LA-RICS Members) + (Member A's Square Miles / Total Square Miles of LA-RICS Members) X JPA Operations X 50% = Member A's Baseline Admin Cost

Figure 2. Option "B" Cost Allocation Formula

Option B - Cost Allocation Formula Distributed by 50% Population/50% Geography for LMR, LTE, Baseline Administrative Cost and LTE Hard Match

Cost Formula

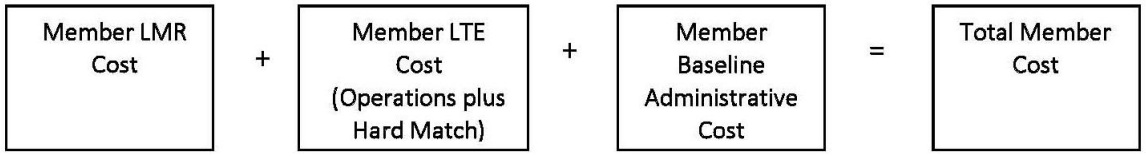

LMR Member Cost

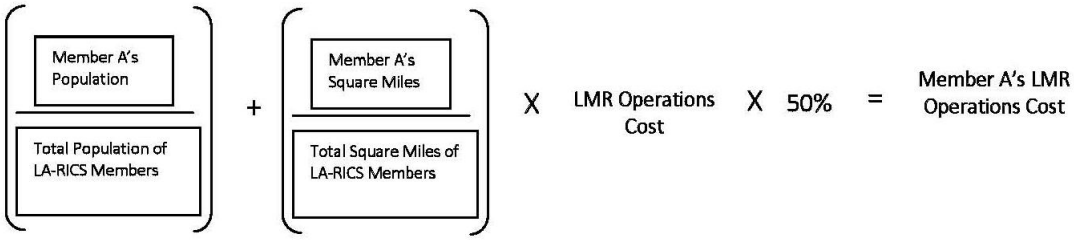

LTE Member Cost (Operations plus Hard Match)

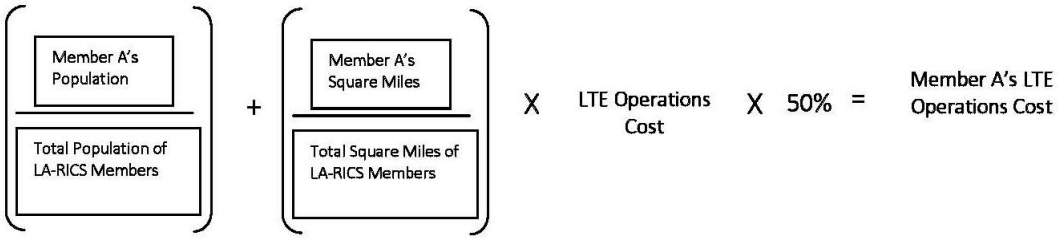

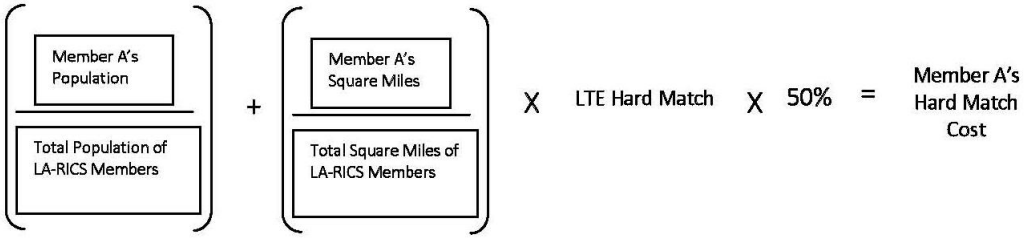

Member Baseline Administrative Cost

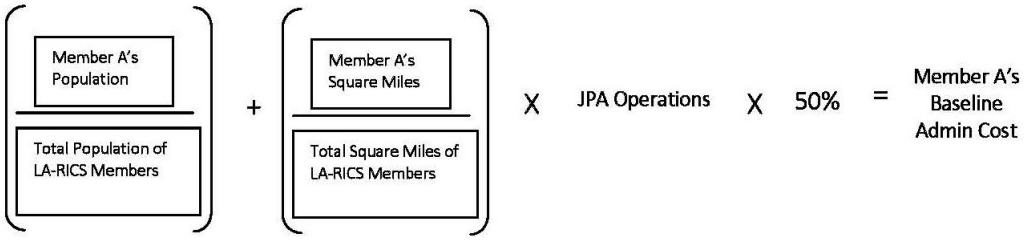

Annual fee estimates by Member agency were developed for the LA-RICS LMR and LTE systems using the cost allocation process described above. Fee estimates are shown for LA-RICS members with their own independent police and/or fire services. Estimated fees for full contract cities are not calculated, as fees for full contract cities will be determined by each member's contract terms with Los Angeles County. Full contract cities are as follows:

- City of Agoura Hills
- City of Artesia
- City of Bellflower
- City of Bradbury
- City of Calabasas
- City of Carson
- City of Cerritos
- City of Commerce
- City of Duarte
- City of Hawaiian Gardens
- City of Hidden Hills
- City of Industry
- City of La Cañada Flintridge
- City of La Mirada
- City of La Puente
- City of Lakewood
- City of Lancaster
- City of Lawndale
- City of Lynwood
- City of Maywood
- City of Norwalk
- City of Palmdale
- City of Paramount
- City of Pico Rivera
- City of Rancho Palos Verdes
- City of Rolling Hills Estates
- City of Rosemead
- City of San Dimas
- City of Santa Clarita
- City of South El Monte
- City of Temple City
- City of Walnut
- City of Westlake Village

Mutual Aid Agreement Affiliates

Agencies that have formal mutual aid agreements with Authority members may receive limited authorization to utilize the LA-RICS network as a result of the mutual aid agreement. Access to the LA-RICS system will be limited to those communications essential to and within the scope of such mutual aid operations.

Cash Flow

The LA-RICS funding plan provides a projection of cash flow of project expenses based on construction milestones and system operability, and the impact on members' fees. The cash flow required for the LMR system backbone is developed for the time period of FY 2017/18 through FY 2031/32, a 15 year period. The cash flow required for the LTE system backbone is developed separately for the time period of FY 2015/16 through FY 2031/32, a 17 year period to match the end years with LMR. Cash flow is also provided separately for JPA operations as well as the LTE hard match. The cost allocation using the cash flow assumes participation by all JPA members from system implementation.

Cash flow was conducted for both Options A and B. A comparison of the annual cash flows between the options is also shown.

Section 5. Data Monitoring and True Up Period

The cost model, at least during the initial term, places an emphasis on data contributed by the members as inputs to deriving each of their cost shares. The variables for the model can be updated on a regular basis with recent data that measures each agency's current communications usage and capacity. With multiple variables being considered and the wide array of participating jurisdictions, a check and verification process should be in place for the data that is collected and reported to LA-RICS.

For this regular reporting process, a means to validate the data submitted to LA-RICS could be conducted by an independent third party. The validation could include tracing the process by which the data is collected and reported by the jurisdiction, reviewing internal and external reports generated by the jurisdiction, conducting field visits, and developing historic trends in the reported data. The validation should occur in regular intervals such as annually or biannually and implemented through various techniques including random validations and/or geographic-focused verification.

The data monitoring process would be applied to information generated by the Member agencies as well as by the LA-RICS communications provider should the provider have capability to track the variable data. A report of the findings would be developed for the LA-RICS Board by the independent third party reviewer. An ongoing program of data verification is required as an assurance to all participants and the Authority that the cost shares are apportioned using representative data for each participating agency.

A True Up period is the period within which the data that will be the basis for the cost allocation is verified and revised. The Members will agree on a revised set of data that measure usage and their participation in LA-RICS. The revised data will provide more assurance and certainty of their cost allocation and fees. The variables described in this Funding Plan are recognized by Members as proxies to actual usage of the still-to-be-built communications systems. Once LA-RICS is functional and the system is capable of capturing actual usage (e.g. average number of units in use) that can be tied back to each Member, the Funding Plan variables will be revised to reflect this captured data. A True Up can be conducted as necessary and in intervals agreed upon by the Authority's Board.

Option A

LA-RICS
May 2014

Option A - Annual Costs Distributed by Average Daily Radios (LMR) and High Speed Units (LTE); Baseline Admin Cost Distributed by 50% Population/50% Geography; Hard Match Distributed by 50% Population/50% Geography	FY 2014/2015	FY 2015/16			
	JPA Operations	JPA Operations	LMR	LTE	Total
City of Agoura Hills	$ 2,343	$ 2,390	$ -	$ -	$2,390
City of Alhambra	$ 5,434	$ 5,543	$ -	$ 15,669	$21,212
City of Arcadia	$ 4,690	$ 4,783	$ -	$ 12,173	$16,956
City of Artesia	$ 1,096	$ 1,118	$ -	$ -	$1,118
City of Avalon	$ 680	$ 693	$ -	$ 1,343	$2,036
City of Azusa	$ 3,932	$ 4,010	$ -	$ 6,495	$10,506
City of Baldwin Park	$ 4,902	$ 5,000	$ -	$ 9,771	$14,771
City of Bell	$ 2,199	$ 2,243	$ -	$ 3,447	$5,690
City of Bell Gardens	$ 2,506	$ 2,556	$ -	$ 7,741	$10,298
City of Bellflower	$ 4,853	$ 4,950	$ -	$ -	$4,950
City of Beverly Hills	$ 2,669	$ 2,722	$ -	$ 9,593	$12,315
City of Bradbury	$ 388	$ 395	$ -	$ -	$395
City of Burbank	$ 8,119	$ 8,281	$ -	$ 58,582	$66,863
City of Calabasas	$ 3,519	$ 3,590	$ -	$ -	$3,590
City of Carson	$ 7,769	$ 7,924	$ -	$ 731	$8,655
City of Cerritos	$ 3,942	$ 4,021	$ -	$ -	$4,021
City of Claremont	$ 4,044	$ 4,124	$ -	$ 5,006	$9,131
City of Commerce	$ 1,755	$ 1,790	$ -	$ -	$1,790
City of Compton	$ 6,517	$ 6,648	$ -	$ 7,136	$13,784
City of Covina	$ 3,575	$ 3,646	$ -	$ 5,798	$9,445
City of Culver City	$ 2,803	$ 2,859	$ -	$ 8,658	$11,517
City of Downey	$ 7,687	$ 7,840	$ -	$ 36,566	$44,407
City of Duarte	$ 1,689	$ 1,723	$ -	$ 731	$2,454
City of El Monte	$ 7,267	$ 7,412	$ -	$ 9,341	$16,753
City of El Segundo	$ 1,755	$ 1,790	$ -	$ 4,398	$6,188
City of Gardena	$ 3,920	$ 3,998	$ -	$ 32,741	$36,739
City of Glendale	$ 14,559	$ 14,851	$ -	$ 27,715	$42,565
City of Glendora	$ 4,992	$ 5,092	$ -	$ 8,095	$13,187
City of Hawaiian Gardens	$ 869	$ 887	$ -	$ -	$887
City of Hawthorne	$ 5,238	$ 5,343	$ -	$ 10,794	$16,137
City of Hermosa Beach	$ 1,215	$ 1,239	$ -	$ 3,655	$4,894
City of Hidden Hills	$ 381	$ 388	$ -	$ -	$388
City of Huntington Park	$ 3,395	$ 3,463	$ -	$ 6,860	$10,323
City of Industry	$ 2,078	$ 2,120	$ -	$ -	$2,120
City of Inglewood	$ 7,016	$ 7,157	$ -	$ 6,337	$13,493
City of Irwindale	$ 1,715	$ 1,750	$ -	$ 1,684	$3,433
City of La Canada Flintridge	$ 2,414	$ 2,463	$ -	$ 73	$2,536
City of La Habra Heights	$ 1,316	$ 1,343	$ -	$ 1,278	$2,621
City of La Mirada	$ 3,745	$ 3,820	$ -	$ -	$3,820
City of La Puente	$ 2,568	$ 2,619	$ -	$ -	$2,619
City of La Verne	$ 2,903	$ 2,961	$ -	$ 5,282	$8,243

AGENDA ITEM 5 - ATTACHMENT A

LA-RICS
May 2014

Option A - Annual Costs Distributed by Average Daily Radios (LMR) and High Speed Units (LTE); Baseline Admin Cost Distributed by 50% Population/50% Geography; Hard Match Distributed by 50% Population/50% Geography	FY 2014/2015	FY 2015/16			
	JPA Operations	JPA Operations	LMR	LTE	Total
City of Lakewood	$ 5,583	$ 5,695	$ -	$ -	$5,695
City of Lancaster	$ 23,934	$ 24,413	$ -	$ -	$24,413
City of Lawndale	$ 1,960	$ 1,999	$ -	$ -	$1,999
City of Long Beach	$ 31,768	$ 32,404	$ -	$ 90,006	$122,409
City of Los Angeles	$ 268,674	$ 274,048	$ -	$ 721,733	$995,780
City of Lynwood	$ 4,278	$ 4,364	$ -	$ -	$4,364
City of Manhattan Beach	$ 2,410	$ 2,459	$ -	$ 8,235	$10,693
City of Maywood	$ 1,558	$ 1,589	$ -	$ -	$1,589
City of Monrovia	$ 3,209	$ 3,273	$ -	$ 9,122	$12,395
City of Montebello	$ 4,533	$ 4,624	$ -	$ 12,717	$17,340
City of Monterey Park	$ 4,341	$ 4,428	$ -	$ 9,323	$13,751
City of Norwalk	$ 6,886	$ 7,024	$ -	$ -	$7,024
City of Palmdale	$ 25,736	$ 26,251	$ -	$ -	$26,251
City of Palos Verdes Estates	$ 1,483	$ 1,513	$ -	$ 2,305	$3,818
City of Paramount	$ 3,508	$ 3,578	$ -	$ -	$3,578
City of Pasadena	$ 10,643	$ 10,856	$ -	$ 25,660	$36,516
City of Pico Rivera	$ 4,640	$ 4,733	$ -	$ -	$4,733
City of Pomona	$ 11,328	$ 11,554	$ -	$ 17,578	$29,132
City of Ranchos Palos Verdes	$ 4,371	$ 4,459	$ -	$ -	$4,459
City of Redondo Beach	$ 4,370	$ 4,457	$ -	$ 10,968	$15,425
City of Rolling Hills Estates	$ 1,014	$ 1,034	$ -	$ -	$1,034
City of Rosemead	$ 3,558	$ 3,630	$ -	$ -	$3,630
City of San Dimas	$ 3,962	$ 4,041	$ -	$ -	$4,041
City of San Fernando	$ 1,578	$ 1,609	$ -	$ 2,596	$4,205
City of San Gabriel	$ 2,677	$ 2,731	$ -	$ 8,497	$11,228
City of San Marino	$ 1,295	$ 1,321	$ -	$ 4,186	$5,507
City of Santa Clarita	$ 19,214	$ 19,598	$ -	$ -	$19,598
City of Santa Fe Springs	$ 2,332	$ 2,378	$ -	$ 5,422	$7,801
City of Santa Monica	$ 5,908	$ 6,026	$ -	$ 17,988	$24,014
City of Sierra Madre	$ 1,046	$ 1,067	$ -	$ 2,636	$3,703
City of Signal Hill	$ 925	$ 944	$ -	$ 1,644	$2,588
City of South El Monte	$ 1,484	$ 1,513	$ -	$ -	$1,513
City of South Gate	$ 5,913	$ 6,032	$ -	$ 11,186	$17,218
City of South Pasadena	$ 1,853	$ 1,891	$ -	$ 6,135	$8,025
City of Temple City	$ 2,453	$ 2,502	$ -	$ -	$2,502
City of Torrance	$ 10,726	$ 10,940	$ -	$ 27,403	$38,343
City of Vernon	$ 886	$ 903	$ -	$ 7,163	$8,067
City of Walnut	$ 2,998	$ 3,058	$ -	$ -	$3,058
City of West Covina	$ 8,013	$ 8,173	$ -	$ 22,176	$30,349
City of Westlake Village	$ 1,350	$ 1,377	$ -	$ -	$1,377
City of Whittier	$ 6,733	$ 6,868	$ -	$ 8,960	$15,827
County of Los Angeles	$ 320,481	$ 326,891	$ -	$ 1,221,526	$1,548,417
Inglewood Unified School District	$ 473	$ 483	$ -	$ 1,085	$1,568
Los Angeles Unified School District	$ 24,615	$ 25,107	$ -	$ 81,631	$106,738
UCLA	$ 1,673	$ 1,707	$ -	$ 4,250	$5,957
Total	$ 1,012,829.02	$ 1,033,086	$ -	$ 2,649,827	$3,682,912

AGENDA ITEM 5 - ATTACHMENT A

LA-RICS
May 2014

Option A - Annual Costs Distributed by Average Daily Radios (LMR) and High Speed Units (LTE); Baseline Admin Cost Distributed by 50% Population/50% Geography; Hard Match Distributed by 50% Population/50% Geography	FY 2016/17				FY 2017/18			
	JPA Operations	LMR	LTE	Total	JPA Operations	LMR	LTE	Total
City of Agoura Hills	$ 2,438	$ -	$ -	$2,438	$ 2,487	$ -	$ -	$2,487
City of Alhambra	$ 5,654	$ -	$ 66,157	$71,811	$ 5,767	$ 2,458	$ 67,855	$76,080
City of Arcadia	$ 4,879	$ -	$ 43,728	$48,607	$ 4,977	$ 4,477	$ 44,789	$54,243
City of Artesia	$ 1,141	$ -	$ -	$1,141	$ 1,163	$ -	$ -	$1,163
City of Avalon	$ 707	$ -	$ 2,179	$2,886	$ 721	$ 117	$ 2,207	$3,045
City of Azusa	$ 4,091	$ -	$ 31,740	$35,830	$ 4,172	$ 1,196	$ 32,588	$37,957
City of Baldwin Park	$ 5,100	$ -	$ 55,903	$61,003	$ 5,202	$ 1,945	$ 57,454	$64,601
City of Bell	$ 2,288	$ -	$ 16,069	$18,357	$ 2,334	$ 369	$ 16,493	$19,196
City of Bell Gardens	$ 2,608	$ -	$ 55,074	$57,682	$ 2,660	$ 1,622	$ 56,666	$60,948
City of Bellflower	$ 5,049	$ -	$ -	$5,049	$ 5,150	$ 1,229	$ -	$6,380
City of Beverly Hills	$ 2,777	$ -	$ 50,615	$53,392	$ 2,832	$ 9,759	$ 51,994	$64,586
City of Bradbury	$ 403	$ -	$ -	$403	$ 411	$ -	$ -	$411
City of Burbank	$ 8,447	$ -	$ 437,246	$445,692	$ 8,615	$ 23,796	$ 449,976	$482,387
City of Calabasas	$ 3,662	$ -	$ -	$3,662	$ 3,735	$ -	$ -	$3,735
City of Carson	$ 8,083	$ -	$ 7,042	$15,125	$ 8,244	$ 492	$ 7,254	$15,990
City of Cerritos	$ 4,102	$ -	$ -	$4,102	$ 4,184	$ -	$ -	$4,184
City of Claremont	$ 4,207	$ -	$ 16,366	$20,573	$ 4,291	$ 983	$ 16,748	$22,023
City of Commerce	$ 1,826	$ -	$ -	$1,826	$ 1,862	$ -	$ -	$1,862
City of Compton	$ 6,781	$ -	$ 17,865	$24,646	$ 6,916	$ 1,500	$ 18,226	$26,642
City of Covina	$ 3,719	$ -	$ 27,887	$31,606	$ 3,794	$ 1,500	$ 28,630	$33,923
City of Culver City	$ 2,916	$ -	$ 39,583	$42,499	$ 2,974	$ 10,079	$ 40,622	$53,675
City of Downey	$ 7,997	$ -	$ 232,209	$240,207	$ 8,157	$ 5,654	$ 238,787	$252,598
City of Duarte	$ 1,757	$ -	$ 7,042	$8,799	$ 1,792	$ 1,106	$ 7,254	$10,153
City of El Monte	$ 7,560	$ -	$ 33,323	$40,883	$ 7,711	$ 860	$ 34,129	$42,701
City of El Segundo	$ 1,826	$ -	$ 14,745	$16,571	$ 1,862	$ 1,324	$ 15,093	$18,279
City of Gardena	$ 4,078	$ -	$ 254,260	$258,337	$ 4,159	$ 3,564	$ 261,707	$269,431
City of Glendale	$ 15,148	$ -	$ 39,075	$54,222	$ 15,450	$ 27,139	$ 39,456	$82,046
City of Glendora	$ 5,193	$ -	$ 38,733	$43,926	$ 5,297	$ 1,292	$ 39,763	$46,352
City of Hawaiian Gardens	$ 905	$ -	$ -	$905	$ 923	$ -	$ -	$923
City of Hawthorne	$ 5,450	$ -	$ 63,176	$68,626	$ 5,559	$ 2,188	$ 64,937	$72,683
City of Hermosa Beach	$ 1,264	$ -	$ 16,277	$17,541	$ 1,289	$ 565	$ 16,701	$18,556
City of Hidden Hills	$ 396	$ -	$ -	$396	$ 404	$ -	$ -	$404
City of Huntington Park	$ 3,532	$ -	$ 39,678	$43,210	$ 3,603	$ 1,032	$ 40,781	$45,416
City of Industry	$ 2,162	$ -	$ -	$2,162	$ 2,205	$ -	$ -	$2,205
City of Inglewood	$ 7,300	$ -	$ 6,337	$13,636	$ 7,446	$ 1,672	$ 6,337	$15,454
City of Irwindale	$ 1,784	$ -	$ 2,545	$4,330	$ 1,820	$ 36	$ 2,574	$4,431
City of La Canada Flintridge	$ 2,512	$ -	$ 704	$3,216	$ 2,562	$ -	$ 725	$3,287
City of La Habra Heights	$ 1,369	$ -	$ 1,870	$3,239	$ 1,397	$ 83	$ 1,890	$3,369
City of La Mirada	$ 3,896	$ -	$ -	$3,896	$ 3,974	$ -	$ -	$3,974
City of La Puente	$ 2,672	$ -	$ -	$2,672	$ 2,725	$ -	$ -	$2,725
City of La Verne	$ 3,020	$ -	$ 5,282	$8,302	$ 3,080	$ 983	$ 5,282	$9,346

LA-RICS
May 2014

Option A - Annual Costs Distributed by Average Daily Radios (LMR) and High Speed Units (LTE); Baseline Admin Cost Distributed by 50% Population/50% Geography; Hard Match Distributed by 50% Population/50% Geography	FY 2016/17				FY 2017/18			
	JPA Operations	LMR	LTE	Total	JPA Operations	LMR	LTE	Total
City of Lakewood	$ 5,809	$ -	$ -	$5,809	$ 5,925	$ -	$ -	$5,925
City of Lancaster	$ 24,901	$ -	$ -	$24,901	$ 25,399	$ -	$ -	$25,399
City of Lawndale	$ 2,039	$ -	$ -	$2,039	$ 2,080	$ -	$ -	$2,080
City of Long Beach	$ 33,052	$ -	$ 370,848	$403,900	$ 33,713	$ 27,870	$ 380,290	$441,873
City of Los Angeles	$ 279,529	$ -	$ 2,741,272	$3,020,801	$ 285,119	$ 329,401	$ 2,809,168	$3,423,688
City of Lynwood	$ 4,451	$ -	$ -	$4,451	$ 4,540	$ -	$ -	$4,540
City of Manhattan Beach	$ 2,508	$ -	$ 41,684	$44,191	$ 2,558	$ 2,557	$ 42,808	$47,923
City of Maywood	$ 1,621	$ -	$ -	$1,621	$ 1,653	$ -	$ -	$1,653
City of Monrovia	$ 3,338	$ -	$ 37,522	$40,860	$ 3,405	$ 4,843	$ 38,477	$46,725
City of Montebello	$ 4,716	$ -	$ 51,616	$56,333	$ 4,811	$ 4,977	$ 52,924	$62,712
City of Monterey Park	$ 4,516	$ -	$ 21,945	$26,461	$ 4,607	$ 1,352	$ 22,369	$28,328
City of Norwalk	$ 7,165	$ -	$ -	$7,165	$ 7,308	$ -	$ -	$7,308
City of Palmdale	$ 26,776	$ -	$ -	$26,776	$ 27,311	$ -	$ -	$27,311
City of Palos Verdes Estates	$ 1,543	$ -	$ 10,528	$12,070	$ 1,574	$ 347	$ 10,804	$12,724
City of Paramount	$ 3,650	$ -	$ -	$3,650	$ 3,723	$ -	$ -	$3,723
City of Pasadena	$ 11,073	$ -	$ 80,567	$91,639	$ 11,294	$ 14,749	$ 82,413	$108,456
City of Pico Rivera	$ 4,828	$ -	$ -	$4,828	$ 4,924	$ -	$ -	$4,924
City of Pomona	$ 11,785	$ -	$ 80,689	$92,474	$ 12,021	$ 4,867	$ 82,811	$99,699
City of Ranchos Palos Verdes	$ 4,548	$ -	$ -	$4,548	$ 4,639	$ -	$ -	$4,639
City of Redondo Beach	$ 4,546	$ -	$ 37,474	$42,020	$ 4,637	$ 4,302	$ 38,365	$47,304
City of Rolling Hills Estates	$ 1,055	$ -	$ -	$1,055	$ 1,076	$ -	$ -	$1,076
City of Rosemead	$ 3,702	$ -	$ -	$3,702	$ 3,776	$ -	$ -	$3,776
City of San Dimas	$ 4,122	$ -	$ -	$4,122	$ 4,204	$ -	$ -	$4,204
City of San Fernando	$ 1,642	$ -	$ 12,694	$14,335	$ 1,674	$ 615	$ 13,033	$15,322
City of San Gabriel	$ 2,786	$ -	$ 40,052	$42,838	$ 2,841	$ 1,032	$ 41,113	$44,987
City of San Marino	$ 1,347	$ -	$ 19,963	$21,311	$ 1,374	$ 418	$ 20,494	$22,286
City of Santa Clarita	$ 19,990	$ -	$ -	$19,990	$ 20,390	$ -	$ -	$20,390
City of Santa Fe Springs	$ 2,426	$ -	$ 33,822	$36,248	$ 2,474	$ 1,500	$ 34,777	$38,751
City of Santa Monica	$ 6,147	$ -	$ 81,099	$87,245	$ 6,270	$ 25,197	$ 83,221	$114,687
City of Sierra Madre	$ 1,089	$ -	$ 8,947	$10,036	$ 1,110	$ 615	$ 9,159	$10,884
City of Signal Hill	$ 962	$ -	$ 8,586	$9,549	$ 982	$ 320	$ 8,820	$10,121
City of South El Monte	$ 1,544	$ -	$ -	$1,544	$ 1,574	$ 221	$ -	$1,796
City of South Gate	$ 6,152	$ -	$ 61,675	$67,827	$ 6,275	$ 2,458	$ 63,372	$72,106
City of South Pasadena	$ 1,928	$ -	$ 30,117	$32,045	$ 1,967	$ 1,573	$ 30,923	$34,463
City of Temple City	$ 2,552	$ -	$ -	$2,552	$ 2,603	$ -	$ -	$2,603
City of Torrance	$ 11,159	$ -	$ 96,194	$107,353	$ 11,382	$ 25,025	$ 98,506	$134,913
City of Vernon	$ 922	$ -	$ 29,252	$30,173	$ 940	$ 1,352	$ 29,995	$32,287
City of Walnut	$ 3,119	$ -	$ -	$3,119	$ 3,182	$ -	$ -	$3,182
City of West Covina	$ 8,337	$ -	$ 88,216	$96,553	$ 8,503	$ 8,450	$ 90,437	$107,390
City of Westlake Village	$ 1,404	$ -	$ -	$1,404	$ 1,432	$ -	$ -	$1,432
City of Whittier	$ 7,005	$ -	$ 33,573	$40,578	$ 7,145	$ 2,360	$ 34,400	$43,905
County of Los Angeles	$ 333,428	$ -	$ 3,272,621	$3,606,050	$ 340,097	$ 201,303	$ 3,341,578	$3,882,978
Inglewood Unified School District	$ 492	$ -	$ 6,789	$7,281	$ 502	$ 240	$ 6,980	$7,723
Los Angeles Unified School District	$ 25,609	$ -	$ 404,757	$430,366	$ 26,121	$ 13,274	$ 415,620	$455,016
UCLA	$ 1,741	$ -	$ 14,979	$16,720	$ 1,776	$ 15,880	$ 15,340	$32,996
Total	$ 1,053,747	$ -	$ 9,340,190	$10,393,937	$ 1,074,822	$ 806,117	$ 9,565,115	$11,446,054

AGENDA ITEM 5 - ATTACHMENT A

LA-RICS
May 2014

Option A - Annual Costs Distributed by Average Daily Radios (LMR) and High Speed Units (LTE); Baseline Admin Cost Distributed by 50% Population/50% Geography; Hard Match Distributed by 50% Population/50% Geography	FY 2018/19				FY 2019/20			
	JPA Operations	LMR	LTE	Total	JPA Operations	LMR	LTE	Total
City of Agoura Hills	$ 2,536	$ -	$ -	$2,536	$ 2,587	$ -	$ -	$2,587
City of Alhambra	$ 5,882	$ 14,739	$ 69,346	$89,967	$ 6,000	$ 14,464	$ 73,584	$94,048
City of Arcadia	$ 5,076	$ 26,846	$ 45,721	$77,643	$ 5,178	$ 26,345	$ 48,370	$79,892
City of Artesia	$ 1,187	$ -	$ -	$1,187	$ 1,210	$ -	$ -	$1,210
City of Avalon	$ 736	$ 700	$ 2,232	$3,668	$ 750	$ 687	$ 2,302	$3,739
City of Azusa	$ 4,256	$ 7,170	$ 33,334	$44,760	$ 4,341	$ 7,037	$ 35,453	$46,831
City of Baldwin Park	$ 5,306	$ 11,664	$ 58,817	$75,786	$ 5,412	$ 11,446	$ 62,690	$79,547
City of Bell	$ 2,380	$ 2,211	$ 16,866	$21,458	$ 2,428	$ 2,170	$ 17,926	$22,523
City of Bell Gardens	$ 2,713	$ 9,728	$ 58,064	$70,505	$ 2,767	$ 9,546	$ 62,037	$74,351
City of Bellflower	$ 5,253	$ 7,370	$ -	$12,623	$ 5,359	$ 7,232	$ -	$12,590
City of Beverly Hills	$ 2,889	$ 58,514	$ 53,206	$114,609	$ 2,947	$ 57,421	$ 56,650	$117,018
City of Bradbury	$ 419	$ -	$ -	$419	$ 428	$ -	$ -	$428
City of Burbank	$ 8,788	$ 142,674	$ 461,162	$612,623	$ 8,964	$ 140,009	$ 492,950	$641,923
City of Calabasas	$ 3,810	$ -	$ -	$3,810	$ 3,886	$ -	$ -	$3,886
City of Carson	$ 8,409	$ 2,948	$ 7,441	$18,798	$ 8,578	$ 2,893	$ 7,970	$19,441
City of Cerritos	$ 4,267	$ -	$ -	$4,267	$ 4,353	$ -	$ -	$4,353
City of Claremont	$ 4,377	$ 5,896	$ 17,084	$27,356	$ 4,464	$ 5,786	$ 18,037	$28,287
City of Commerce	$ 1,900	$ -	$ -	$1,900	$ 1,938	$ -	$ -	$1,938
City of Compton	$ 7,055	$ 8,991	$ 18,543	$34,588	$ 7,196	$ 8,823	$ 19,443	$35,462
City of Covina	$ 3,870	$ 8,991	$ 29,282	$42,142	$ 3,947	$ 8,823	$ 31,136	$43,906
City of Culver City	$ 3,034	$ 60,430	$ 41,536	$105,000	$ 3,095	$ 59,302	$ 44,132	$106,528
City of Downey	$ 8,320	$ 33,900	$ 244,566	$286,786	$ 8,487	$ 33,267	$ 260,990	$302,743
City of Duarte	$ 1,828	$ 6,633	$ 7,441	$15,901	$ 1,865	$ 6,509	$ 7,970	$16,344
City of El Monte	$ 7,866	$ 5,159	$ 34,838	$47,862	$ 8,023	$ 5,062	$ 36,851	$49,936
City of El Segundo	$ 1,899	$ 7,938	$ 15,399	$25,236	$ 1,937	$ 7,790	$ 16,267	$25,994
City of Gardena	$ 4,243	$ 21,372	$ 268,250	$293,865	$ 4,328	$ 20,972	$ 286,847	$312,147
City of Glendale	$ 15,759	$ 162,719	$ 39,792	$218,270	$ 16,075	$ 159,680	$ 40,746	$216,501
City of Glendora	$ 5,403	$ 7,746	$ 40,668	$53,817	$ 5,511	$ 7,602	$ 43,240	$56,352
City of Hawaiian Gardens	$ 941	$ -	$ -	$941	$ 960	$ -	$ -	$960
City of Hawthorne	$ 5,670	$ 13,118	$ 66,484	$85,272	$ 5,783	$ 12,873	$ 70,881	$89,538
City of Hermosa Beach	$ 1,315	$ 3,390	$ 17,074	$21,779	$ 1,341	$ 3,327	$ 18,134	$22,802
City of Hidden Hills	$ 412	$ -	$ -	$412	$ 420	$ -	$ -	$420
City of Huntington Park	$ 3,675	$ 6,190	$ 41,750	$51,615	$ 3,748	$ 6,075	$ 44,505	$54,328
City of Industry	$ 2,249	$ -	$ -	$2,249	$ 2,294	$ -	$ -	$2,294
City of Inglewood	$ 7,595	$ 10,023	$ 6,337	$23,954	$ 7,747	$ 9,835	$ 6,337	$23,919
City of Irwindale	$ 1,857	$ 218	$ 2,600	$4,674	$ 1,894	$ 214	$ 2,672	$4,779
City of La Canada Flintridge	$ 2,613	$ -	$ 744	$3,357	$ 2,666	$ -	$ 797	$3,463
City of La Habra Heights	$ 1,425	$ 496	$ 1,907	$3,828	$ 1,453	$ 487	$ 1,957	$3,897
City of La Mirada	$ 4,054	$ -	$ -	$4,054	$ 4,135	$ -	$ -	$4,135
City of La Puente	$ 2,780	$ -	$ -	$2,780	$ 2,835	$ -	$ -	$2,835
City of La Verne	$ 3,142	$ 5,896	$ 5,282	$14,320	$ 3,205	$ 5,786	$ 5,282	$14,273

AGENDA ITEM 5 - ATTACHMENT A

LA-RICS
May 2014

Option A - Annual Costs Distributed by Average Daily Radios (LMR) and High Speed Units (LTE); Baseline Admin Cost Distributed by 50% Population/50% Geography; Hard Match Distributed by 50% Population/50% Geography	FY 2018/19				FY 2019/20			
	JPA Operations	LMR	LTE	Total	JPA Operations	LMR	LTE	Total
City of Lakewood	$ 6,044	$ -	$ -	$6,044	$ 6,164	$ -	$ -	$6,164
City of Lancaster	$ 25,907	$ -	$ -	$25,907	$ 26,425	$ -	$ -	$26,425
City of Lawndale	$ 2,122	$ -	$ -	$2,122	$ 2,164	$ -	$ -	$2,164
City of Long Beach	$ 34,387	$ 167,103	$ 388,586	$590,076	$ 35,075	$ 163,983	$ 412,162	$611,220
City of Los Angeles	$ 290,822	$ 1,975,027	$ 2,868,825	$5,134,673	$ 296,638	$ 1,938,148	$ 3,038,363	$5,273,149
City of Lynwood	$ 4,631	$ -	$ -	$4,631	$ 4,724	$ -	$ -	$4,724
City of Manhattan Beach	$ 2,609	$ 15,329	$ 43,796	$61,734	$ 2,661	$ 15,042	$ 46,604	$64,308
City of Maywood	$ 1,686	$ -	$ -	$1,686	$ 1,720	$ -	$ -	$1,720
City of Monrovia	$ 3,473	$ 29,036	$ 39,316	$71,825	$ 3,542	$ 28,494	$ 41,700	$73,736
City of Montebello	$ 4,907	$ 29,842	$ 54,073	$88,822	$ 5,005	$ 29,285	$ 57,339	$91,629
City of Monterey Park	$ 4,699	$ 8,106	$ 22,742	$35,547	$ 4,793	$ 7,955	$ 23,802	$36,550
City of Norwalk	$ 7,454	$ -	$ -	$7,454	$ 7,603	$ -	$ -	$7,603
City of Palmdale	$ 27,857	$ -	$ -	$27,857	$ 28,415	$ -	$ -	$28,415
City of Palos Verdes Estates	$ 1,605	$ 2,079	$ 11,047	$14,731	$ 1,637	$ 2,040	$ 11,737	$15,415
City of Paramount	$ 3,797	$ -	$ -	$3,797	$ 3,873	$ -	$ -	$3,873
City of Pasadena	$ 11,520	$ 88,434	$ 84,035	$183,989	$ 11,750	$ 86,783	$ 88,644	$187,177
City of Pico Rivera	$ 5,023	$ -	$ -	$5,023	$ 5,123	$ -	$ -	$5,123
City of Pomona	$ 12,261	$ 29,183	$ 84,675	$126,120	$ 12,507	$ 28,638	$ 89,973	$131,118
City of Ranchos Palos Verdes	$ 4,731	$ -	$ -	$4,731	$ 4,826	$ -	$ -	$4,826
City of Redondo Beach	$ 4,730	$ 25,793	$ 39,148	$69,671	$ 4,824	$ 25,312	$ 41,374	$71,510
City of Rolling Hills Estates	$ 1,098	$ -	$ -	$1,098	$ 1,119	$ -	$ -	$1,119
City of Rosemead	$ 3,852	$ -	$ -	$3,852	$ 3,929	$ -	$ -	$3,929
City of San Dimas	$ 4,288	$ -	$ -	$4,288	$ 4,374	$ -	$ -	$4,374
City of San Fernando	$ 1,708	$ 3,685	$ 13,331	$18,724	$ 1,742	$ 3,616	$ 14,179	$19,537
City of San Gabriel	$ 2,898	$ 6,190	$ 42,045	$51,133	$ 2,956	$ 6,075	$ 44,694	$53,725
City of San Marino	$ 1,402	$ 2,506	$ 20,960	$24,867	$ 1,430	$ 2,459	$ 22,285	$26,173
City of Santa Clarita	$ 20,798	$ -	$ -	$20,798	$ 21,214	$ -	$ -	$21,214
City of Santa Fe Springs	$ 2,524	$ 8,991	$ 35,616	$47,130	$ 2,574	$ 8,823	$ 38,000	$49,397
City of Santa Monica	$ 6,395	$ 151,075	$ 85,085	$242,555	$ 6,523	$ 148,254	$ 90,383	$245,160
City of Sierra Madre	$ 1,133	$ 3,685	$ 9,346	$14,163	$ 1,155	$ 3,616	$ 9,876	$14,647
City of Signal Hill	$ 1,001	$ 1,916	$ 9,025	$11,942	$ 1,021	$ 1,880	$ 9,608	$12,509
City of South El Monte	$ 1,606	$ 1,327	$ -	$2,932	$ 1,638	$ 1,302	$ -	$2,940
City of South Gate	$ 6,401	$ 14,739	$ 64,863	$86,003	$ 6,529	$ 14,464	$ 69,102	$90,095
City of South Pasadena	$ 2,006	$ 9,433	$ 31,632	$43,071	$ 2,046	$ 9,257	$ 33,645	$44,948
City of Temple City	$ 2,655	$ -	$ -	$2,655	$ 2,708	$ -	$ -	$2,708
City of Torrance	$ 11,610	$ 150,043	$ 100,538	$262,191	$ 11,842	$ 147,241	$ 106,313	$265,397
City of Vernon	$ 959	$ 8,106	$ 30,647	$39,712	$ 978	$ 7,955	$ 32,501	$41,434
City of Walnut	$ 3,245	$ -	$ -	$3,245	$ 3,310	$ -	$ -	$3,310
City of West Covina	$ 8,674	$ 50,663	$ 92,387	$151,724	$ 8,847	$ 49,717	$ 97,931	$156,496
City of Westlake Village	$ 1,461	$ -	$ -	$1,461	$ 1,490	$ -	$ -	$1,490
City of Whittier	$ 7,288	$ 14,149	$ 35,127	$56,565	$ 7,434	$ 13,885	$ 37,193	$58,513
County of Los Angeles	$ 346,899	$ 1,206,977	$ 3,402,166	$4,956,042	$ 353,837	$ 1,184,440	$ 3,574,354	$5,112,631
Inglewood Unified School District	$ 512	$ 1,442	$ 7,149	$9,103	$ 522	$ 1,415	$ 7,628	$9,565
Los Angeles Unified School District	$ 26,644	$ 79,591	$ 425,165	$531,400	$ 27,176	$ 78,104	$ 452,292	$557,573
UCLA	$ 1,811	$ 95,214	$ 15,657	$112,682	$ 1,847	$ 93,436	$ 16,558	$111,841
Total	$ 1,096,319	$ 4,833,329	$ 9,762,746	$15,692,394	$ 1,118,245	$ 4,743,078	$ 10,324,397	$16,185,720

AGENDA ITEM 5 - ATTACHMENT A

LA-RICS
May 2014

Option A - Annual Costs Distributed by Average Daily Radios (LMR) and High Speed Units (LTE); Baseline Admin Cost Distributed by 50% Population/50% Geography; Hard Match Distributed by 50% Population/50% Geography	FY 2020/21				FY 2021/22			
	JPA Operations	LMR	LTE	Total	JPA Operations	LMR	LTE	Total
City of Agoura Hills	$ 2,639	$ -	$ -	$2,639	$ 2,692	$ -	$ -	$2,692
City of Alhambra	$ 6,120	$ 28,848	$ 74,616	$109,584	$ 6,242	$ 28,900	$ 75,912	$111,054
City of Arcadia	$ 5,281	$ 52,544	$ 49,015	$106,840	$ 5,387	$ 52,639	$ 49,825	$107,850
City of Artesia	$ 1,235	$ -	$ -	$1,235	$ 1,259	$ -	$ -	$1,259
City of Avalon	$ 765	$ 1,371	$ 2,319	$4,455	$ 781	$ 1,373	$ 2,340	$4,494
City of Azusa	$ 4,428	$ 14,034	$ 35,969	$54,431	$ 4,516	$ 14,060	$ 36,617	$55,193
City of Baldwin Park	$ 5,520	$ 22,828	$ 63,632	$91,981	$ 5,630	$ 22,870	$ 64,816	$93,316
City of Bell	$ 2,477	$ 4,327	$ 18,184	$24,988	$ 2,526	$ 4,335	$ 18,508	$25,369
City of Bell Gardens	$ 2,822	$ 19,040	$ 63,005	$84,867	$ 2,879	$ 19,074	$ 64,219	$86,172
City of Bellflower	$ 5,466	$ 14,424	$ -	$19,890	$ 5,575	$ 14,450	$ -	$20,025
City of Beverly Hills	$ 3,006	$ 114,526	$ 57,488	$175,019	$ 3,066	$ 114,733	$ 58,541	$176,339
City of Bradbury	$ 436	$ -	$ -	$436	$ 445	$ -	$ -	$445
City of Burbank	$ 9,143	$ 279,247	$ 500,687	$789,076	$ 9,326	$ 279,752	$ 510,406	$799,483
City of Calabasas	$ 3,963	$ -	$ -	$3,963	$ 4,043	$ -	$ -	$4,043
City of Carson	$ 8,749	$ 5,770	$ 8,099	$22,618	$ 8,924	$ 5,780	$ 8,261	$22,965
City of Cerritos	$ 4,440	$ -	$ -	$4,440	$ 4,529	$ -	$ -	$4,529
City of Claremont	$ 4,554	$ 11,539	$ 18,270	$34,362	$ 4,645	$ 11,560	$ 18,561	$34,766
City of Commerce	$ 1,976	$ -	$ -	$1,976	$ 2,016	$ -	$ -	$2,016
City of Compton	$ 7,340	$ 17,597	$ 19,663	$44,599	$ 7,486	$ 17,629	$ 19,938	$45,053
City of Covina	$ 4,026	$ 17,597	$ 31,588	$53,211	$ 4,107	$ 17,629	$ 32,155	$53,890
City of Culver City	$ 3,157	$ 118,276	$ 44,764	$166,196	$ 3,220	$ 118,490	$ 45,557	$167,267
City of Downey	$ 8,656	$ 66,350	$ 264,987	$339,994	$ 8,830	$ 66,470	$ 270,009	$345,308
City of Duarte	$ 1,902	$ 12,982	$ 8,099	$22,983	$ 1,940	$ 13,005	$ 8,261	$23,207
City of El Monte	$ 8,183	$ 10,097	$ 37,341	$55,621	$ 8,347	$ 10,115	$ 37,957	$56,419
City of El Segundo	$ 1,976	$ 15,537	$ 16,479	$33,991	$ 2,016	$ 15,565	$ 16,744	$34,325
City of Gardena	$ 4,414	$ 41,829	$ 291,372	$337,616	$ 4,502	$ 41,905	$ 297,058	$343,465
City of Glendale	$ 16,396	$ 318,480	$ 40,978	$375,854	$ 16,724	$ 319,056	$ 41,269	$377,049
City of Glendora	$ 5,621	$ 15,161	$ 43,866	$64,648	$ 5,734	$ 15,189	$ 44,652	$65,574
City of Hawaiian Gardens	$ 979	$ -	$ -	$979	$ 999	$ -	$ -	$999
City of Hawthorne	$ 5,899	$ 25,675	$ 71,952	$103,525	$ 6,017	$ 25,721	$ 73,296	$105,034
City of Hermosa Beach	$ 1,368	$ 6,635	$ 18,392	$26,395	$ 1,395	$ 6,647	$ 18,716	$26,758
City of Hidden Hills	$ 429	$ -	$ -	$429	$ 437	$ -	$ -	$437
City of Huntington Park	$ 3,823	$ 12,116	$ 45,176	$61,115	$ 3,900	$ 12,138	$ 46,018	$62,056
City of Industry	$ 2,340	$ -	$ -	$2,340	$ 2,387	$ -	$ -	$2,387
City of Inglewood	$ 7,901	$ 19,617	$ 6,337	$33,855	$ 8,059	$ 19,652	$ 6,337	$34,048
City of Irwindale	$ 1,932	$ 426	$ 2,690	$5,047	$ 1,970	$ 427	$ 2,712	$5,109
City of La Canada Flintridge	$ 2,719	$ -	$ 810	$3,529	$ 2,773	$ -	$ 826	$3,599
City of La Habra Heights	$ 1,482	$ 970	$ 1,969	$4,422	$ 1,512	$ 972	$ 1,984	$4,468
City of La Mirada	$ 4,217	$ -	$ -	$4,217	$ 4,302	$ -	$ -	$4,302
City of La Puente	$ 2,892	$ -	$ -	$2,892	$ 2,950	$ -	$ -	$2,950
City of La Verne	$ 3,269	$ 11,539	$ 5,282	$20,090	$ 3,334	$ 11,560	$ 5,282	$20,177

LA-RICS
May 2014

Option A - Annual Costs Distributed by Average Daily Radios (LMR) and High Speed Units (LTE); Baseline Admin Cost Distributed by 50% Population/50% Geography; Hard Match Distributed by 50% Population/50% Geography	FY 2020/21				FY 2021/22			
	JPA Operations	LMR	LTE	Total	JPA Operations	LMR	LTE	Total
City of Lakewood	$ 6,288	$ -	$ -	$6,288	$ 6,414	$ -	$ -	$6,414
City of Lancaster	$ 26,954	$ -	$ -	$26,954	$ 27,493	$ -	$ -	$27,493
City of Lawndale	$ 2,207	$ -	$ -	$2,207	$ 2,251	$ -	$ -	$2,251
City of Long Beach	$ 35,776	$ 327,062	$ 417,900	$780,738	$ 36,492	$ 327,654	$ 425,108	$789,254
City of Los Angeles	$ 302,571	$ 3,865,606	$ 3,079,624	$7,247,800	$ 308,622	$ 3,872,597	$ 3,131,459	$7,312,678
City of Lynwood	$ 4,818	$ -	$ -	$4,818	$ 4,915	$ -	$ -	$4,915
City of Manhattan Beach	$ 2,714	$ 30,002	$ 47,288	$80,004	$ 2,769	$ 30,056	$ 48,146	$80,971
City of Maywood	$ 1,754	$ -	$ -	$1,754	$ 1,789	$ -	$ -	$1,789
City of Monrovia	$ 3,613	$ 56,830	$ 42,280	$102,724	$ 3,686	$ 56,933	$ 43,009	$103,628
City of Montebello	$ 5,105	$ 58,408	$ 58,134	$121,647	$ 5,207	$ 58,514	$ 59,132	$122,853
City of Monterey Park	$ 4,889	$ 15,866	$ 24,060	$44,815	$ 4,986	$ 15,895	$ 24,384	$45,265
City of Norwalk	$ 7,755	$ -	$ -	$7,755	$ 7,910	$ -	$ -	$7,910
City of Palmdale	$ 28,983	$ -	$ -	$28,983	$ 29,562	$ -	$ -	$29,562
City of Palos Verdes Estates	$ 1,670	$ 4,069	$ 11,905	$17,644	$ 1,703	$ 4,076	$ 12,116	$17,896
City of Paramount	$ 3,950	$ -	$ -	$3,950	$ 4,029	$ -	$ -	$4,029
City of Pasadena	$ 11,985	$ 173,087	$ 89,766	$274,838	$ 12,225	$ 173,400	$ 91,175	$276,800
City of Pico Rivera	$ 5,226	$ -	$ -	$5,226	$ 5,330	$ -	$ -	$5,330
City of Pomona	$ 12,757	$ 57,119	$ 91,262	$161,138	$ 13,012	$ 57,222	$ 92,882	$163,116
City of Ranchos Palos Verdes	$ 4,923	$ -	$ -	$4,923	$ 5,021	$ -	$ -	$5,021
City of Redondo Beach	$ 4,921	$ 50,484	$ 41,915	$97,320	$ 5,019	$ 50,575	$ 42,595	$98,190
City of Rolling Hills Estates	$ 1,142	$ -	$ -	$1,142	$ 1,165	$ -	$ -	$1,165
City of Rosemead	$ 4,007	$ -	$ -	$4,007	$ 4,087	$ -	$ -	$4,087
City of San Dimas	$ 4,462	$ -	$ -	$4,462	$ 4,551	$ -	$ -	$4,551
City of San Fernando	$ 1,777	$ 7,212	$ 14,385	$23,374	$ 1,812	$ 7,225	$ 14,645	$23,682
City of San Gabriel	$ 3,015	$ 12,116	$ 45,339	$60,470	$ 3,075	$ 12,138	$ 46,149	$61,362
City of San Marino	$ 1,458	$ 4,904	$ 22,607	$28,969	$ 1,487	$ 4,913	$ 23,012	$29,412
City of Santa Clarita	$ 21,638	$ -	$ -	$21,638	$ 22,071	$ -	$ -	$22,071
City of Santa Fe Springs	$ 2,626	$ 17,597	$ 38,580	$58,803	$ 2,678	$ 17,629	$ 39,309	$59,616
City of Santa Monica	$ 6,653	$ 295,690	$ 91,672	$394,016	$ 6,786	$ 296,225	$ 93,292	$396,303
City of Sierra Madre	$ 1,178	$ 7,212	$ 10,005	$18,395	$ 1,202	$ 7,225	$ 10,167	$18,594
City of Signal Hill	$ 1,042	$ 3,750	$ 9,749	$14,541	$ 1,063	$ 3,757	$ 9,928	$14,747
City of South El Monte	$ 1,671	$ 2,596	$ -	$4,267	$ 1,704	$ 2,601	$ -	$4,305
City of South Gate	$ 6,659	$ 28,848	$ 70,133	$105,641	$ 6,793	$ 28,900	$ 71,429	$107,122
City of South Pasadena	$ 2,087	$ 18,463	$ 34,135	$54,685	$ 2,129	$ 18,496	$ 34,750	$55,375
City of Temple City	$ 2,762	$ -	$ -	$2,762	$ 2,817	$ -	$ -	$2,817
City of Torrance	$ 12,079	$ 293,671	$ 107,719	$413,468	$ 12,320	$ 294,202	$ 109,484	$416,007
City of Vernon	$ 998	$ 15,866	$ 32,953	$49,816	$ 1,017	$ 15,895	$ 33,520	$50,432
City of Walnut	$ 3,377	$ -	$ -	$3,377	$ 3,444	$ -	$ -	$3,444
City of West Covina	$ 9,024	$ 99,161	$ 99,281	$207,465	$ 9,204	$ 99,340	$ 100,976	$209,520
City of Westlake Village	$ 1,520	$ -	$ -	$1,520	$ 1,550	$ -	$ -	$1,550
City of Whittier	$ 7,583	$ 27,694	$ 37,696	$72,973	$ 7,734	$ 27,744	$ 38,328	$73,806
County of Los Angeles	$ 360,914	$ 2,362,347	$ 3,616,259	$6,339,520	$ 368,132	$ 2,366,619	$ 3,668,905	$6,403,656
Inglewood Unified School District	$ 533	$ 2,822	$ 7,744	$11,099	$ 544	$ 2,827	$ 7,891	$11,261
Los Angeles Unified School District	$ 27,720	$ 155,778	$ 458,893	$642,391	$ 28,274	$ 156,060	$ 467,187	$651,521
UCLA	$ 1,884	$ 186,357	$ 16,777	$205,018	$ 1,922	$ 186,694	$ 17,052	$205,668
Total	$ 1,140,610	$ 9,459,997	$ 10,461,085	$21,061,691	$ 1,163,422	$ 9,477,106	$ 10,632,806	$21,273,334

AGENDA ITEM 5 - ATTACHMENT A

LA-RICS
May 2014

Option A - Annual Costs Distributed by Average Daily Radios (LMR) and High Speed Units (LTE); Baseline Admin Cost Distributed by 50% Population/50% Geography; Hard Match Distributed by 50% Population/50% Geography	FY 2022/23				FY 2023/24			
	JPA Operations	LMR	LTE	Total	JPA Operations	LMR	LTE	Total
City of Agoura Hills	$ 2,745	$ -	$ -	$2,745	$ 2,800	$ -	$ -	$2,800
City of Alhambra	$ 6,367	$ 28,791	$ 77,234	$112,391	$ 6,495	$ 28,682	$ 78,582	$113,759
City of Arcadia	$ 5,495	$ 52,440	$ 50,651	$108,585	$ 5,604	$ 52,242	$ 51,493	$109,340
City of Artesia	$ 1,285	$ -	$ -	$1,285	$ 1,310	$ -	$ -	$1,310
City of Avalon	$ 796	$ 1,368	$ 2,362	$4,526	$ 812	$ 1,363	$ 2,385	$4,560
City of Azusa	$ 4,607	$ 14,006	$ 37,278	$55,891	$ 4,699	$ 13,954	$ 37,952	$56,604
City of Baldwin Park	$ 5,743	$ 22,783	$ 66,024	$94,550	$ 5,858	$ 22,697	$ 67,256	$95,811
City of Bell	$ 2,577	$ 4,319	$ 18,838	$25,733	$ 2,628	$ 4,302	$ 19,175	$26,106
City of Bell Gardens	$ 2,937	$ 19,002	$ 65,459	$87,397	$ 2,995	$ 18,930	$ 66,723	$88,648
City of Bellflower	$ 5,687	$ 14,395	$ -	$20,082	$ 5,800	$ 14,341	$ -	$20,141
City of Beverly Hills	$ 3,127	$ 114,298	$ 59,615	$177,040	$ 3,190	$ 113,868	$ 60,710	$177,768
City of Bradbury	$ 454	$ -	$ -	$454	$ 463	$ -	$ -	$463
City of Burbank	$ 9,512	$ 278,692	$ 520,319	$808,524	$ 9,702	$ 277,643	$ 530,431	$817,776
City of Calabasas	$ 4,124	$ -	$ -	$4,124	$ 4,206	$ -	$ -	$4,206
City of Carson	$ 9,103	$ 5,758	$ 8,427	$23,287	$ 9,285	$ 5,736	$ 8,595	$23,616
City of Cerritos	$ 4,619	$ -	$ -	$4,619	$ 4,712	$ -	$ -	$4,712
City of Claremont	$ 4,738	$ 11,516	$ 18,859	$35,112	$ 4,832	$ 11,473	$ 19,162	$35,467
City of Commerce	$ 2,056	$ -	$ -	$2,056	$ 2,097	$ -	$ -	$2,097
City of Compton	$ 7,636	$ 17,562	$ 20,219	$45,417	$ 7,789	$ 17,496	$ 20,505	$45,790
City of Covina	$ 4,189	$ 17,562	$ 32,733	$54,484	$ 4,272	$ 17,496	$ 33,323	$55,091
City of Culver City	$ 3,284	$ 118,041	$ 46,367	$167,692	$ 3,350	$ 117,597	$ 47,193	$168,139
City of Downey	$ 9,006	$ 66,218	$ 275,131	$350,355	$ 9,186	$ 65,969	$ 280,355	$355,510
City of Duarte	$ 1,979	$ 12,956	$ 8,427	$23,361	$ 2,019	$ 12,907	$ 8,595	$23,521
City of El Monte	$ 8,514	$ 10,077	$ 38,584	$57,175	$ 8,684	$ 10,039	$ 39,225	$57,948
City of El Segundo	$ 2,056	$ 15,506	$ 17,015	$34,577	$ 2,097	$ 15,447	$ 17,291	$34,836
City of Gardena	$ 4,592	$ 41,746	$ 302,858	$349,196	$ 4,684	$ 41,589	$ 308,773	$355,046
City of Glendale	$ 17,059	$ 317,847	$ 41,567	$376,473	$ 17,400	$ 316,651	$ 41,870	$375,920
City of Glendora	$ 5,849	$ 15,131	$ 45,454	$66,434	$ 5,966	$ 15,074	$ 46,272	$67,312
City of Hawaiian Gardens	$ 1,019	$ -	$ -	$1,019	$ 1,039	$ -	$ -	$1,039
City of Hawthorne	$ 6,137	$ 25,624	$ 74,668	$106,428	$ 6,260	$ 25,527	$ 76,066	$107,854
City of Hermosa Beach	$ 1,423	$ 6,622	$ 19,046	$27,091	$ 1,452	$ 6,597	$ 19,383	$27,432
City of Hidden Hills	$ 446	$ -	$ -	$446	$ 455	$ -	$ -	$455
City of Huntington Park	$ 3,978	$ 12,092	$ 46,877	$62,947	$ 4,057	$ 12,046	$ 47,754	$63,857
City of Industry	$ 2,435	$ -	$ -	$2,435	$ 2,483	$ -	$ -	$2,483
City of Inglewood	$ 8,221	$ 19,578	$ 6,337	$34,135	$ 8,385	$ 19,504	$ 6,337	$34,226
City of Irwindale	$ 2,010	$ 425	$ 2,734	$5,169	$ 2,050	$ 424	$ 2,757	$5,231
City of La Canada Flintridge	$ 2,829	$ -	$ 843	$3,671	$ 2,885	$ -	$ 860	$3,745
City of La Habra Heights	$ 1,542	$ 968	$ 2,000	$4,510	$ 1,573	$ 965	$ 2,016	$4,553
City of La Mirada	$ 4,388	$ -	$ -	$4,388	$ 4,476	$ -	$ -	$4,476
City of La Puente	$ 3,009	$ -	$ -	$3,009	$ 3,069	$ -	$ -	$3,069
City of La Verne	$ 3,401	$ 11,516	$ 5,282	$20,200	$ 3,469	$ 11,473	$ 5,282	$20,224

LA-RICS
May 2014

Option A - Annual Costs Distributed by Average Daily Radios (LMR) and High Speed Units (LTE); Baseline Admin Cost Distributed by 50% Population/50% Geography; Hard Match Distributed by 50% Population/50% Geography	FY 2022/23				FY 2023/24			
	JPA Operations	LMR	LTE	Total	JPA Operations	LMR	LTE	Total
City of Lakewood	$ 6,542	$ -	$ -	$6,542	$ 6,673	$ -	$ -	$6,673
City of Lancaster	$ 28,043	$ -	$ -	$28,043	$ 28,603	$ -	$ -	$28,603
City of Lawndale	$ 2,296	$ -	$ -	$2,296	$ 2,342	$ -	$ -	$2,342
City of Long Beach	$ 37,222	$ 326,412	$ 432,461	$796,095	$ 37,966	$ 325,183	$ 439,960	$803,110
City of Los Angeles	$ 314,795	$ 3,857,929	$ 3,184,331	$7,357,055	$ 321,090	$ 3,843,403	$ 3,238,261	$7,402,755
City of Lynwood	$ 5,013	$ -	$ -	$5,013	$ 5,113	$ -	$ -	$5,113
City of Manhattan Beach	$ 2,824	$ 29,942	$ 49,022	$81,788	$ 2,881	$ 29,829	$ 49,915	$82,625
City of Maywood	$ 1,825	$ -	$ -	$1,825	$ 1,862	$ -	$ -	$1,862
City of Monrovia	$ 3,759	$ 56,717	$ 43,753	$104,229	$ 3,834	$ 56,504	$ 44,511	$104,849
City of Montebello	$ 5,311	$ 58,292	$ 60,150	$123,754	$ 5,417	$ 58,073	$ 61,189	$124,680
City of Monterey Park	$ 5,086	$ 15,835	$ 24,714	$45,635	$ 5,188	$ 15,775	$ 25,051	$46,014
City of Norwalk	$ 8,068	$ -	$ -	$8,068	$ 8,230	$ -	$ -	$8,230
City of Palmdale	$ 30,154	$ -	$ -	$30,154	$ 30,757	$ -	$ -	$30,757
City of Palos Verdes Estates	$ 1,737	$ 4,061	$ 12,332	$18,130	$ 1,772	$ 4,046	$ 12,551	$18,369
City of Paramount	$ 4,110	$ -	$ -	$4,110	$ 4,192	$ -	$ -	$4,192
City of Pasadena	$ 12,470	$ 172,743	$ 92,612	$277,825	$ 12,719	$ 172,093	$ 94,079	$278,890
City of Pico Rivera	$ 5,437	$ -	$ -	$5,437	$ 5,546	$ -	$ -	$5,546
City of Pomona	$ 13,272	$ 57,005	$ 94,535	$164,812	$ 13,537	$ 56,791	$ 96,220	$166,548
City of Ranchos Palos Verdes	$ 5,121	$ -	$ -	$5,121	$ 5,224	$ -	$ -	$5,224
City of Redondo Beach	$ 5,120	$ 50,383	$ 43,289	$98,793	$ 5,222	$ 50,194	$ 43,997	$99,413
City of Rolling Hills Estates	$ 1,188	$ -	$ -	$1,188	$ 1,212	$ -	$ -	$1,212
City of Rosemead	$ 4,169	$ -	$ -	$4,169	$ 4,253	$ -	$ -	$4,253
City of San Dimas	$ 4,642	$ -	$ -	$4,642	$ 4,735	$ -	$ -	$4,735
City of San Fernando	$ 1,849	$ 7,198	$ 14,909	$23,955	$ 1,886	$ 7,171	$ 15,179	$24,235
City of San Gabriel	$ 3,137	$ 12,092	$ 46,975	$62,204	$ 3,200	$ 12,046	$ 47,817	$63,064
City of San Marino	$ 1,517	$ 4,894	$ 23,425	$29,836	$ 1,547	$ 4,876	$ 23,846	$30,270
City of Santa Clarita	$ 22,512	$ -	$ -	$22,512	$ 22,962	$ -	$ -	$22,962
City of Santa Fe Springs	$ 2,732	$ 17,562	$ 40,053	$60,347	$ 2,786	$ 17,496	$ 40,811	$61,094
City of Santa Monica	$ 6,922	$ 295,103	$ 94,944	$396,969	$ 7,061	$ 293,992	$ 96,630	$397,682
City of Sierra Madre	$ 1,226	$ 7,198	$ 10,332	$18,755	$ 1,251	$ 7,171	$ 10,500	$18,921
City of Signal Hill	$ 1,084	$ 3,743	$ 10,109	$14,936	$ 1,105	$ 3,729	$ 10,295	$15,129
City of South El Monte	$ 1,738	$ 2,591	$ -	$4,329	$ 1,773	$ 2,581	$ -	$4,355
City of South Gate	$ 6,928	$ 28,791	$ 72,751	$108,470	$ 7,067	$ 28,682	$ 74,099	$109,849
City of South Pasadena	$ 2,172	$ 18,426	$ 35,378	$55,976	$ 2,215	$ 18,357	$ 36,019	$56,590
City of Temple City	$ 2,874	$ -	$ -	$2,874	$ 2,931	$ -	$ -	$2,931
City of Torrance	$ 12,567	$ 293,087	$ 111,285	$416,940	$ 12,818	$ 291,984	$ 113,122	$417,925
City of Vernon	$ 1,038	$ 15,835	$ 34,098	$50,970	$ 1,059	$ 15,775	$ 34,688	$51,521
City of Walnut	$ 3,513	$ -	$ -	$3,513	$ 3,583	$ -	$ -	$3,583
City of West Covina	$ 9,389	$ 98,964	$ 102,705	$211,057	$ 9,576	$ 98,591	$ 104,468	$212,636
City of Westlake Village	$ 1,581	$ -	$ -	$1,581	$ 1,613	$ -	$ -	$1,613
City of Whittier	$ 7,889	$ 27,639	$ 38,972	$74,500	$ 8,047	$ 27,535	$ 39,630	$75,211
County of Los Angeles	$ 375,495	$ 2,357,655	$ 3,722,603	$6,455,753	$ 383,004	$ 2,348,778	$ 3,777,375	$6,509,158
Inglewood Unified School District	$ 554	$ 2,817	$ 8,040	$11,411	$ 565	$ 2,806	$ 8,192	$11,564
Los Angeles Unified School District	$ 28,840	$ 155,469	$ 475,646	$659,955	$ 29,417	$ 154,883	$ 484,275	$668,575
UCLA	$ 1,960	$ 185,987	$ 17,333	$205,280	$ 2,000	$ 185,286	$ 17,620	$204,906
Total	$ 1,186,691	$ 9,441,210	$ 10,807,962	$21,435,863	$ 1,210,424	$ 9,405,662	$ 10,986,621	$21,602,708

AGENDA ITEM 5 - ATTACHMENT A

LA-RICS
May 2014

Option A - Annual Costs Distributed by Average Daily Radios (LMR) and High Speed Units (LTE); Baseline Admin Cost Distributed by 50% Population/50% Geography; Hard Match Distributed by 50% Population/50% Geography	FY 2024/25				FY 2025/26			
	JPA Operations	LMR	LTE	Total	JPA Operations	LMR	LTE	Total
City of Agoura Hills	$ 2,856	$ -	$ -	$2,856	$ 2,913	$ -	$ -	$2,913
City of Alhambra	$ 6,625	$ 28,737	$ 79,957	$115,319	$ 6,757	$ 28,631	$ 81,360	$116,748
City of Arcadia	$ 5,716	$ 52,343	$ 52,353	$110,412	$ 5,831	$ 52,150	$ 53,229	$111,210
City of Artesia	$ 1,336	$ -	$ -	$1,336	$ 1,363	$ -	$ -	$1,363
City of Avalon	$ 828	$ 1,365	$ 2,407	$4,601	$ 845	$ 1,360	$ 2,431	$4,636
City of Azusa	$ 4,793	$ 13,981	$ 38,640	$57,413	$ 4,889	$ 13,929	$ 39,341	$58,159
City of Baldwin Park	$ 5,975	$ 22,741	$ 68,512	$97,229	$ 6,094	$ 22,657	$ 69,794	$98,546
City of Bell	$ 2,681	$ 4,311	$ 19,519	$26,510	$ 2,734	$ 4,295	$ 19,870	$26,899
City of Bell Gardens	$ 3,055	$ 18,967	$ 68,012	$90,034	$ 3,116	$ 18,897	$ 69,327	$91,340
City of Bellflower	$ 5,916	$ 14,369	$ -	$20,285	$ 6,035	$ 14,316	$ -	$20,350
City of Beverly Hills	$ 3,254	$ 114,088	$ 61,827	$179,169	$ 3,319	$ 113,666	$ 62,967	$179,952
City of Bradbury	$ 472	$ -	$ -	$472	$ 482	$ -	$ -	$482
City of Burbank	$ 9,896	$ 278,179	$ 540,745	$828,820	$ 10,094	$ 277,151	$ 551,265	$838,511
City of Calabasas	$ 4,290	$ -	$ -	$4,290	$ 4,376	$ -	$ -	$4,376
City of Carson	$ 9,470	$ 5,747	$ 8,767	$23,985	$ 9,660	$ 5,726	$ 8,942	$24,328
City of Cerritos	$ 4,806	$ -	$ -	$4,806	$ 4,902	$ -	$ -	$4,902
City of Claremont	$ 4,929	$ 11,495	$ 19,471	$35,895	$ 5,028	$ 11,453	$ 19,787	$36,267
City of Commerce	$ 2,139	$ -	$ -	$2,139	$ 2,182	$ -	$ -	$2,182
City of Compton	$ 7,945	$ 17,530	$ 20,798	$46,272	$ 8,103	$ 17,465	$ 21,096	$46,664
City of Covina	$ 4,358	$ 17,530	$ 33,924	$55,812	$ 4,445	$ 17,465	$ 34,538	$56,448
City of Culver City	$ 3,417	$ 117,824	$ 48,035	$169,275	$ 3,485	$ 117,388	$ 48,894	$169,767
City of Downey	$ 9,370	$ 66,096	$ 285,684	$361,150	$ 9,557	$ 65,852	$ 291,119	$366,529
City of Duarte	$ 2,059	$ 12,932	$ 8,767	$23,758	$ 2,100	$ 12,884	$ 8,942	$23,927
City of El Monte	$ 8,858	$ 10,058	$ 39,878	$58,794	$ 9,035	$ 10,021	$ 40,544	$59,600
City of El Segundo	$ 2,139	$ 15,477	$ 17,573	$35,190	$ 2,182	$ 15,420	$ 17,861	$35,463
City of Gardena	$ 4,778	$ 41,669	$ 314,807	$361,254	$ 4,873	$ 41,515	$ 320,961	$367,350
City of Glendale	$ 17,748	$ 317,262	$ 42,180	$377,189	$ 18,103	$ 316,089	$ 42,495	$376,687
City of Glendora	$ 6,085	$ 15,103	$ 47,107	$68,295	$ 6,207	$ 15,047	$ 47,958	$69,212
City of Hawaiian Gardens	$ 1,060	$ -	$ -	$1,060	$ 1,081	$ -	$ -	$1,081
City of Hawthorne	$ 6,385	$ 25,576	$ 77,493	$109,455	$ 6,513	$ 25,482	$ 78,948	$110,943
City of Hermosa Beach	$ 1,481	$ 6,610	$ 19,727	$27,818	$ 1,510	$ 6,585	$ 20,078	$28,173
City of Hidden Hills	$ 464	$ -	$ -	$464	$ 473	$ -	$ -	$473
City of Huntington Park	$ 4,138	$ 12,070	$ 48,648	$64,856	$ 4,221	$ 12,025	$ 49,559	$65,806
City of Industry	$ 2,533	$ -	$ -	$2,533	$ 2,584	$ -	$ -	$2,584
City of Inglewood	$ 8,553	$ 19,541	$ 6,337	$34,431	$ 8,724	$ 19,469	$ 6,337	$34,530
City of Irwindale	$ 2,091	$ 425	$ 2,781	$5,296	$ 2,133	$ 423	$ 2,805	$5,360
City of La Canada Flintridge	$ 2,943	$ -	$ 877	$3,820	$ 3,002	$ -	$ 894	$3,896
City of La Habra Heights	$ 1,605	$ 967	$ 2,032	$4,603	$ 1,637	$ 963	$ 2,048	$4,648
City of La Mirada	$ 4,565	$ -	$ -	$4,565	$ 4,656	$ -	$ -	$4,656
City of La Puente	$ 3,130	$ -	$ -	$3,130	$ 3,193	$ -	$ -	$3,193
City of La Verne	$ 3,538	$ 11,495	$ 5,282	$20,316	$ 3,609	$ 11,453	$ 5,282	$20,344

LA-RICS
May 2014

Option A - Annual Costs Distributed by Average Daily Radios (LMR) and High Speed Units (LTE); Baseline Admin Cost Distributed by 50% Population/50% Geography; Hard Match Distributed by 50% Population/50% Geography	FY 2024/25				FY 2025/26			
	JPA Operations	LMR	LTE	Total	JPA Operations	LMR	LTE	Total
City of Lakewood	$ 6,806	$ -	$ -	$6,806	$ 6,942	$ -	$ -	$6,942
City of Lancaster	$ 29,176	$ -	$ -	$29,176	$ 29,759	$ -	$ -	$29,759
City of Lawndale	$ 2,389	$ -	$ -	$2,389	$ 2,437	$ -	$ -	$2,437
City of Long Beach	$ 38,725	$ 325,811	$ 447,610	$812,147	$ 39,500	$ 324,607	$ 455,413	$819,520
City of Los Angeles	$ 327,512	$ 3,850,823	$ 3,293,269	$7,471,604	$ 334,063	$ 3,836,591	$ 3,349,378	$7,520,031
City of Lynwood	$ 5,215	$ -	$ -	$5,215	$ 5,320	$ -	$ -	$5,320
City of Manhattan Beach	$ 2,938	$ 29,887	$ 50,826	$83,651	$ 2,997	$ 29,777	$ 51,755	$84,529
City of Maywood	$ 1,899	$ -	$ -	$1,899	$ 1,937	$ -	$ -	$1,937
City of Monrovia	$ 3,911	$ 56,613	$ 45,285	$105,809	$ 3,989	$ 56,404	$ 46,074	$106,467
City of Montebello	$ 5,526	$ 58,185	$ 62,249	$125,960	$ 5,636	$ 57,970	$ 63,330	$126,936
City of Monterey Park	$ 5,292	$ 15,806	$ 25,395	$46,492	$ 5,397	$ 15,747	$ 25,746	$46,890
City of Norwalk	$ 8,394	$ -	$ -	$8,394	$ 8,562	$ -	$ -	$8,562
City of Palmdale	$ 31,372	$ -	$ -	$31,372	$ 31,999	$ -	$ -	$31,999
City of Palos Verdes Estates	$ 1,808	$ 4,053	$ 12,775	$18,636	$ 1,844	$ 4,038	$ 13,004	$18,886
City of Paramount	$ 4,276	$ -	$ -	$4,276	$ 4,362	$ -	$ -	$4,362
City of Pasadena	$ 12,973	$ 172,425	$ 95,574	$280,972	$ 13,233	$ 171,788	$ 97,100	$282,120
City of Pico Rivera	$ 5,657	$ -	$ -	$5,657	$ 5,770	$ -	$ -	$5,770
City of Pomona	$ 13,808	$ 56,900	$ 97,939	$168,647	$ 14,084	$ 56,690	$ 99,692	$170,467
City of Ranchos Palos Verdes	$ 5,328	$ -	$ -	$5,328	$ 5,435	$ -	$ -	$5,435
City of Redondo Beach	$ 5,327	$ 50,291	$ 44,719	$100,336	$ 5,433	$ 50,105	$ 45,456	$100,993
City of Rolling Hills Estates	$ 1,236	$ -	$ -	$1,236	$ 1,261	$ -	$ -	$1,261
City of Rosemead	$ 4,338	$ -	$ -	$4,338	$ 4,424	$ -	$ -	$4,424
City of San Dimas	$ 4,829	$ -	$ -	$4,829	$ 4,926	$ -	$ -	$4,926
City of San Fernando	$ 1,923	$ 7,184	$ 15,454	$24,561	$ 1,962	$ 7,158	$ 15,734	$24,854
City of San Gabriel	$ 3,264	$ 12,070	$ 48,677	$64,010	$ 3,329	$ 12,025	$ 49,554	$64,908
City of San Marino	$ 1,578	$ 4,885	$ 24,276	$30,740	$ 1,610	$ 4,867	$ 24,714	$31,192
City of Santa Clarita	$ 23,421	$ -	$ -	$23,421	$ 23,890	$ -	$ -	$23,890
City of Santa Fe Springs	$ 2,842	$ 17,530	$ 41,585	$61,957	$ 2,899	$ 17,465	$ 42,374	$62,738
City of Santa Monica	$ 7,202	$ 294,559	$ 98,349	$400,110	$ 7,346	$ 293,471	$ 100,102	$400,918
City of Sierra Madre	$ 1,276	$ 7,184	$ 10,672	$19,132	$ 1,301	$ 7,158	$ 10,848	$19,306
City of Signal Hill	$ 1,128	$ 3,736	$ 10,484	$15,347	$ 1,150	$ 3,722	$ 10,677	$15,549
City of South El Monte	$ 1,809	$ 2,586	$ -	$4,395	$ 1,845	$ 2,577	$ -	$4,422
City of South Gate	$ 7,208	$ 28,737	$ 75,475	$111,420	$ 7,353	$ 28,631	$ 76,877	$112,861
City of South Pasadena	$ 2,259	$ 18,392	$ 36,672	$57,323	$ 2,305	$ 18,324	$ 37,338	$57,967
City of Temple City	$ 2,990	$ -	$ -	$2,990	$ 3,050	$ -	$ -	$3,050
City of Torrance	$ 13,075	$ 292,548	$ 114,996	$420,618	$ 13,336	$ 291,466	$ 116,907	$421,710
City of Vernon	$ 1,080	$ 15,806	$ 35,289	$52,175	$ 1,101	$ 15,747	$ 35,903	$52,752
City of Walnut	$ 3,655	$ -	$ -	$3,655	$ 3,728	$ -	$ -	$3,728
City of West Covina	$ 9,768	$ 98,781	$ 106,267	$214,816	$ 9,963	$ 98,416	$ 108,102	$216,481
City of Westlake Village	$ 1,645	$ -	$ -	$1,645	$ 1,678	$ -	$ -	$1,678
City of Whittier	$ 8,208	$ 27,588	$ 40,300	$76,096	$ 8,372	$ 27,486	$ 40,984	$76,842
County of Los Angeles	$ 390,665	$ 2,353,312	$ 3,833,243	$6,577,220	$ 398,478	$ 2,344,615	$ 3,890,228	$6,633,321
Inglewood Unified School District	$ 577	$ 2,812	$ 8,347	$11,736	$ 588	$ 2,801	$ 8,506	$11,895
Los Angeles Unified School District	$ 30,005	$ 155,182	$ 493,077	$678,264	$ 30,605	$ 154,609	$ 502,054	$687,268
UCLA	$ 2,040	$ 185,644	$ 17,912	$205,596	$ 2,080	$ 184,958	$ 18,210	$205,248
Total	$ 1,234,633	$ 9,423,819	$ 11,168,853	$21,827,305	$ 1,259,326	$ 9,388,990	$ 11,354,730	$22,003,046

AGENDA ITEM 5 - ATTACHMENT A

Option A - Annual Costs Distributed by Average Daily Radios (LMR) and High Speed Units (LTE); Baseline Admin Cost Distributed by 50% Population/50% Geography; Hard Match Distributed by 50% Population/50% Geography	FY 2026/27				FY 2027/28			
	JPA Operations	LMR	LTE	Total	JPA Operations	LMR	LTE	Total
City of Agoura Hills	$ 2,972	$ -	$ -	$2,972	$ 3,031	$ -	$ -	$3,031
City of Alhambra	$ 6,892	$ 28,689	$ 82,791	$118,372	$ 7,030	$ 28,748	$ 84,250	$120,028
City of Arcadia	$ 5,947	$ 52,255	$ 54,124	$112,326	$ 6,066	$ 52,362	$ 55,036	$113,464
City of Artesia	$ 1,390	$ -	$ -	$1,390	$ 1,418	$ -	$ -	$1,418
City of Avalon	$ 862	$ 1,363	$ 2,454	$4,679	$ 879	$ 1,366	$ 2,478	$4,723
City of Azusa	$ 4,986	$ 13,957	$ 40,056	$59,000	$ 5,086	$ 13,986	$ 40,786	$59,858
City of Baldwin Park	$ 6,216	$ 22,703	$ 71,101	$100,020	$ 6,341	$ 22,749	$ 72,435	$101,525
City of Bell	$ 2,789	$ 4,303	$ 20,227	$27,320	$ 2,845	$ 4,312	$ 20,592	$27,749
City of Bell Gardens	$ 3,179	$ 18,935	$ 70,668	$92,781	$ 3,242	$ 18,973	$ 72,036	$94,252
City of Bellflower	$ 6,155	$ 14,344	$ -	$20,500	$ 6,278	$ 14,374	$ -	$20,652
City of Beverly Hills	$ 3,385	$ 113,895	$ 64,130	$181,409	$ 3,453	$ 114,128	$ 65,315	$182,896
City of Bradbury	$ 492	$ -	$ -	$492	$ 501	$ -	$ -	$501
City of Burbank	$ 10,296	$ 277,708	$ 561,996	$850,001	$ 10,502	$ 278,277	$ 572,942	$861,721
City of Calabasas	$ 4,463	$ -	$ -	$4,463	$ 4,553	$ -	$ -	$4,553
City of Carson	$ 9,853	$ 5,738	$ 9,121	$24,712	$ 10,050	$ 5,750	$ 9,304	$25,103
City of Cerritos	$ 5,000	$ -	$ -	$5,000	$ 5,100	$ -	$ -	$5,100
City of Claremont	$ 5,128	$ 11,476	$ 20,109	$36,713	$ 5,231	$ 11,499	$ 20,437	$37,167
City of Commerce	$ 2,226	$ -	$ -	$2,226	$ 2,270	$ -	$ -	$2,270
City of Compton	$ 8,266	$ 17,500	$ 21,400	$47,165	$ 8,431	$ 17,536	$ 21,710	$47,677
City of Covina	$ 4,534	$ 17,500	$ 35,164	$57,198	$ 4,625	$ 17,536	$ 35,802	$57,963
City of Culver City	$ 3,555	$ 117,624	$ 49,771	$170,950	$ 3,626	$ 117,865	$ 50,664	$172,156
City of Downey	$ 9,749	$ 65,984	$ 296,664	$372,397	$ 9,944	$ 66,120	$ 302,319	$378,382
City of Duarte	$ 2,142	$ 12,910	$ 9,121	$24,173	$ 2,185	$ 12,936	$ 9,304	$24,425
City of El Monte	$ 9,216	$ 10,041	$ 41,224	$60,481	$ 9,400	$ 10,062	$ 41,917	$61,379
City of El Segundo	$ 2,225	$ 15,451	$ 18,154	$35,830	$ 2,270	$ 15,483	$ 18,453	$36,206
City of Gardena	$ 4,971	$ 41,599	$ 327,239	$373,808	$ 5,070	$ 41,684	$ 333,642	$380,396
City of Glendale	$ 18,465	$ 316,725	$ 42,817	$378,007	$ 18,834	$ 317,374	$ 43,145	$379,353
City of Glendora	$ 6,331	$ 15,078	$ 48,826	$70,234	$ 6,457	$ 15,108	$ 49,712	$71,277
City of Hawaiian Gardens	$ 1,103	$ -	$ -	$1,103	$ 1,125	$ -	$ -	$1,125
City of Hawthorne	$ 6,643	$ 25,533	$ 80,433	$112,609	$ 6,776	$ 25,585	$ 81,947	$114,309
City of Hermosa Beach	$ 1,541	$ 6,598	$ 20,435	$28,575	$ 1,572	$ 6,612	$ 20,800	$28,984
City of Hidden Hills	$ 483	$ -	$ -	$483	$ 492	$ -	$ -	$492
City of Huntington Park	$ 4,306	$ 12,049	$ 50,489	$66,844	$ 4,392	$ 12,074	$ 51,438	$67,904
City of Industry	$ 2,635	$ -	$ -	$2,635	$ 2,688	$ -	$ -	$2,688
City of Inglewood	$ 8,898	$ 19,508	$ 6,337	$34,743	$ 9,076	$ 19,548	$ 6,337	$34,961
City of Irwindale	$ 2,175	$ 424	$ 2,829	$5,428	$ 2,219	$ 425	$ 2,854	$5,498
City of La Canada Flintridge	$ 3,062	$ -	$ 912	$3,974	$ 3,123	$ -	$ 930	$4,054
City of La Habra Heights	$ 1,669	$ 965	$ 2,065	$4,699	$ 1,703	$ 967	$ 2,082	$4,752
City of La Mirada	$ 4,750	$ -	$ -	$4,750	$ 4,845	$ -	$ -	$4,845
City of La Puente	$ 3,257	$ -	$ -	$3,257	$ 3,322	$ -	$ -	$3,322
City of La Verne	$ 3,681	$ 11,476	$ 5,282	$20,439	$ 3,755	$ 11,499	$ 5,282	$20,536

LA-RICS
May 2014

Option A - Annual Costs Distributed by Average Daily Radios (LMR) and High Speed Units (LTE); Baseline Admin Cost Distributed by 50% Population/50% Geography; Hard Match Distributed by 50% Population/50% Geography	FY 2026/27				FY 2027/28			
	JPA Operations	LMR	LTE	Total	JPA Operations	LMR	LTE	Total
City of Lakewood	$ 7,081	$ -	$ -	$7,081	$ 7,223	$ -	$ -	$7,223
City of Lancaster	$ 30,354	$ -	$ -	$30,354	$ 30,961	$ -	$ -	$30,961
City of Lawndale	$ 2,486	$ -	$ -	$2,486	$ 2,535	$ -	$ -	$2,535
City of Long Beach	$ 40,290	$ 325,260	$ 463,371	$828,921	$ 41,096	$ 325,926	$ 471,489	$838,511
City of Los Angeles	$ 340,744	$ 3,844,310	$ 3,406,608	$7,591,662	$ 347,559	$ 3,852,183	$ 3,464,983	$7,664,725
City of Lynwood	$ 5,426	$ -	$ -	$5,426	$ 5,535	$ -	$ -	$5,535
City of Manhattan Beach	$ 3,057	$ 29,836	$ 52,703	$85,597	$ 3,118	$ 29,898	$ 53,670	$86,686
City of Maywood	$ 1,975	$ -	$ -	$1,975	$ 2,015	$ -	$ -	$2,015
City of Monrovia	$ 4,069	$ 56,517	$ 46,878	$107,465	$ 4,151	$ 56,633	$ 47,699	$108,483
City of Montebello	$ 5,749	$ 58,087	$ 64,432	$128,268	$ 5,864	$ 58,206	$ 65,556	$129,626
City of Monterey Park	$ 5,505	$ 15,779	$ 26,103	$47,388	$ 5,616	$ 15,811	$ 26,468	$47,895
City of Norwalk	$ 8,734	$ -	$ -	$8,734	$ 8,908	$ -	$ -	$8,908
City of Palmdale	$ 32,639	$ -	$ -	$32,639	$ 33,292	$ -	$ -	$33,292
City of Palos Verdes Estates	$ 1,881	$ 4,047	$ 13,237	$19,164	$ 1,918	$ 4,055	$ 13,474	$19,447
City of Paramount	$ 4,449	$ -	$ -	$4,449	$ 4,538	$ -	$ -	$4,538
City of Pasadena	$ 13,497	$ 172,133	$ 98,656	$284,286	$ 13,767	$ 172,486	$ 100,243	$286,496
City of Pico Rivera	$ 5,885	$ -	$ -	$5,885	$ 6,003	$ -	$ -	$6,003
City of Pomona	$ 14,366	$ 56,804	$ 101,481	$172,651	$ 14,653	$ 56,920	$ 103,305	$174,879
City of Ranchos Palos Verdes	$ 5,544	$ -	$ -	$5,544	$ 5,654	$ -	$ -	$5,654
City of Redondo Beach	$ 5,542	$ 50,206	$ 46,207	$101,954	$ 5,653	$ 50,308	$ 46,973	$102,934
City of Rolling Hills Estates	$ 1,286	$ -	$ -	$1,286	$ 1,312	$ -	$ -	$1,312
City of Rosemead	$ 4,513	$ -	$ -	$4,513	$ 4,603	$ -	$ -	$4,603
City of San Dimas	$ 5,024	$ -	$ -	$5,024	$ 5,125	$ -	$ -	$5,125
City of San Fernando	$ 2,001	$ 7,172	$ 16,020	$25,194	$ 2,041	$ 7,187	$ 16,312	$25,540
City of San Gabriel	$ 3,396	$ 12,049	$ 50,448	$65,893	$ 3,463	$ 12,074	$ 51,360	$66,897
City of San Marino	$ 1,642	$ 4,877	$ 25,161	$31,681	$ 1,675	$ 4,887	$ 25,617	$32,180
City of Santa Clarita	$ 24,368	$ -	$ -	$24,368	$ 24,855	$ -	$ -	$24,855
City of Santa Fe Springs	$ 2,957	$ 17,500	$ 43,178	$63,636	$ 3,016	$ 17,536	$ 43,999	$64,552
City of Santa Monica	$ 7,493	$ 294,061	$ 101,891	$403,444	$ 7,643	$ 294,663	$ 103,715	$406,021
City of Sierra Madre	$ 1,327	$ 7,172	$ 11,026	$19,526	$ 1,354	$ 7,187	$ 11,209	$19,749
City of Signal Hill	$ 1,173	$ 3,730	$ 10,873	$15,776	$ 1,197	$ 3,737	$ 11,074	$16,008
City of South El Monte	$ 1,882	$ 2,582	$ -	$4,464	$ 1,919	$ 2,587	$ -	$4,507
City of South Gate	$ 7,500	$ 28,689	$ 78,308	$114,497	$ 7,650	$ 28,748	$ 79,767	$116,165
City of South Pasadena	$ 2,351	$ 18,361	$ 38,018	$58,729	$ 2,398	$ 18,398	$ 38,711	$59,507
City of Temple City	$ 3,111	$ -	$ -	$3,111	$ 3,173	$ -	$ -	$3,173
City of Torrance	$ 13,603	$ 292,053	$ 118,857	$424,512	$ 13,875	$ 292,651	$ 120,845	$427,371
City of Vernon	$ 1,123	$ 15,779	$ 36,529	$53,431	$ 1,146	$ 15,811	$ 37,168	$54,125
City of Walnut	$ 3,803	$ -	$ -	$3,803	$ 3,879	$ -	$ -	$3,879
City of West Covina	$ 10,162	$ 98,614	$ 109,973	$218,750	$ 10,366	$ 98,816	$ 111,882	$221,064
City of Westlake Village	$ 1,712	$ -	$ -	$1,712	$ 1,746	$ -	$ -	$1,746
City of Whittier	$ 8,539	$ 27,541	$ 41,681	$77,762	$ 8,710	$ 27,598	$ 42,393	$78,701
County of Los Angeles	$ 406,447	$ 2,349,332	$ 3,948,353	$6,704,133	$ 414,576	$ 2,354,144	$ 4,007,640	$6,776,360
Inglewood Unified School District	$ 600	$ 2,807	$ 8,668	$12,074	$ 612	$ 2,813	$ 8,832	$12,257
Los Angeles Unified School District	$ 31,217	$ 154,920	$ 511,211	$697,348	$ 31,842	$ 155,237	$ 520,551	$707,630
UCLA	$ 2,122	$ 185,330	$ 18,514	$205,966	$ 2,164	$ 185,710	$ 18,824	$206,698
Total	$ 1,284,512	$ 9,407,880	$ 11,544,325	$22,236,717	$ 1,310,202	$ 9,427,148	$ 11,737,711	$22,475,061

AGENDA ITEM 5 - ATTACHMENT A

LA-RICS
May 2014

Option A - Annual Costs Distributed by Average Daily Radios (LMR) and High Speed Units (LTE); Baseline Admin Cost Distributed by 50% Population/50% Geography; Hard Match Distributed by 50% Population/50% Geography	FY 2028/29				FY 2029/30			
	JPA Operations	LMR	LTE	Total	JPA Operations	LMR	LTE	Total
City of Agoura Hills	$ 3,092	$ -	$ -	$3,092	$ 3,154	$ -	$ -	$3,154
City of Alhambra	$ 7,171	$ 28,645	$ 85,738	$121,554	$ 7,314	$ 28,706	$ 87,257	$123,277
City of Arcadia	$ 6,188	$ 52,174	$ 55,966	$114,328	$ 6,311	$ 52,286	$ 56,915	$115,512
City of Artesia	$ 1,447	$ -	$ -	$1,447	$ 1,475	$ -	$ -	$1,475
City of Avalon	$ 897	$ 1,361	$ 2,503	$4,761	$ 915	$ 1,364	$ 2,528	$4,807
City of Azusa	$ 5,188	$ 13,936	$ 41,530	$60,654	$ 5,292	$ 13,965	$ 42,290	$61,546
City of Baldwin Park	$ 6,468	$ 22,668	$ 73,795	$102,930	$ 6,597	$ 22,716	$ 75,182	$104,495
City of Bell	$ 2,902	$ 4,297	$ 20,964	$28,163	$ 2,960	$ 4,306	$ 21,344	$28,610
City of Bell Gardens	$ 3,307	$ 18,906	$ 73,432	$95,645	$ 3,373	$ 18,946	$ 74,855	$97,174
City of Bellflower	$ 6,404	$ 14,322	$ -	$20,726	$ 6,532	$ 14,353	$ -	$20,885
City of Beverly Hills	$ 3,522	$ 113,720	$ 66,525	$183,767	$ 3,592	$ 113,963	$ 67,758	$185,313
City of Bradbury	$ 511	$ -	$ -	$511	$ 522	$ -	$ -	$522
City of Burbank	$ 10,712	$ 277,282	$ 584,106	$872,100	$ 10,927	$ 277,874	$ 595,493	$884,294
City of Calabasas	$ 4,644	$ -	$ -	$4,644	$ 4,737	$ -	$ -	$4,737
City of Carson	$ 10,251	$ 5,729	$ 9,490	$25,470	$ 10,456	$ 5,741	$ 9,679	$25,877
City of Cerritos	$ 5,202	$ -	$ -	$5,202	$ 5,306	$ -	$ -	$5,306
City of Claremont	$ 5,335	$ 11,458	$ 20,772	$37,566	$ 5,442	$ 11,482	$ 21,114	$38,038
City of Commerce	$ 2,316	$ -	$ -	$2,316	$ 2,362	$ -	$ -	$2,362
City of Compton	$ 8,599	$ 17,473	$ 22,026	$48,099	$ 8,771	$ 17,511	$ 22,349	$48,631
City of Covina	$ 4,717	$ 17,473	$ 36,454	$58,644	$ 4,811	$ 17,511	$ 37,118	$59,440
City of Culver City	$ 3,698	$ 117,444	$ 51,576	$172,719	$ 3,772	$ 117,695	$ 52,506	$173,973
City of Downey	$ 10,142	$ 65,883	$ 308,087	$384,113	$ 10,345	$ 66,024	$ 313,971	$390,340
City of Duarte	$ 2,229	$ 12,890	$ 9,490	$24,609	$ 2,273	$ 12,918	$ 9,679	$24,870
City of El Monte	$ 9,588	$ 10,026	$ 42,624	$62,238	$ 9,780	$ 10,047	$ 43,345	$63,172
City of El Segundo	$ 2,315	$ 15,427	$ 18,758	$36,501	$ 2,362	$ 15,460	$ 19,069	$36,891
City of Gardena	$ 5,172	$ 41,535	$ 340,173	$386,880	$ 5,275	$ 41,624	$ 346,834	$393,733
City of Glendale	$ 19,211	$ 316,240	$ 43,480	$378,931	$ 19,595	$ 316,914	$ 43,822	$380,331
City of Glendora	$ 6,586	$ 15,054	$ 50,615	$72,256	$ 6,718	$ 15,087	$ 51,536	$73,341
City of Hawaiian Gardens	$ 1,147	$ -	$ -	$1,147	$ 1,170	$ -	$ -	$1,170
City of Hawthorne	$ 6,912	$ 25,494	$ 83,491	$115,897	$ 7,050	$ 25,548	$ 85,067	$117,665
City of Hermosa Beach	$ 1,603	$ 6,588	$ 21,172	$29,364	$ 1,635	$ 6,602	$ 21,552	$29,789
City of Hidden Hills	$ 502	$ -	$ -	$502	$ 512	$ -	$ -	$512
City of Huntington Park	$ 4,479	$ 12,031	$ 52,405	$68,916	$ 4,569	$ 12,057	$ 53,392	$70,018
City of Industry	$ 2,742	$ -	$ -	$2,742	$ 2,797	$ -	$ -	$2,797
City of Inglewood	$ 9,258	$ 19,479	$ 6,337	$35,073	$ 9,443	$ 19,520	$ 6,337	$35,300
City of Irwindale	$ 2,263	$ 423	$ 2,879	$5,566	$ 2,308	$ 424	$ 2,905	$5,638
City of La Canada Flintridge	$ 3,186	$ -	$ 949	$4,135	$ 3,249	$ -	$ 968	$4,217
City of La Habra Heights	$ 1,737	$ 964	$ 2,099	$4,800	$ 1,772	$ 966	$ 2,117	$4,854
City of La Mirada	$ 4,941	$ -	$ -	$4,941	$ 5,040	$ -	$ -	$5,040
City of La Puente	$ 3,388	$ -	$ -	$3,388	$ 3,456	$ -	$ -	$3,456
City of La Verne	$ 3,830	$ 11,458	$ 5,282	$20,570	$ 3,907	$ 11,482	$ 5,282	$20,671

AGENDA ITEM 5 - ATTACHMENT A

LA-RICS
May 2014

Option A - Annual Costs Distributed by Average Daily Radios (LMR) and High Speed Units (LTE); Baseline Admin Cost Distributed by 50% Population/50% Geography; Hard Match Distributed by 50% Population/50% Geography	FY 2028/29				FY 2029/30			
	JPA Operations	LMR	LTE	Total	JPA Operations	LMR	LTE	Total
City of Lakewood	$ 7,367	$ -	$ -	$7,367	$ 7,514	$ -	$ -	$7,514
City of Lancaster	$ 31,581	$ -	$ -	$31,581	$ 32,212	$ -	$ -	$32,212
City of Lawndale	$ 2,586	$ -	$ -	$2,586	$ 2,638	$ -	$ -	$2,638
City of Long Beach	$ 41,918	$ 324,761	$ 479,769	$846,448	$ 42,756	$ 325,454	$ 488,215	$856,425
City of Los Angeles	$ 354,510	$ 3,838,414	$ 3,524,526	$7,717,450	$ 361,600	$ 3,846,606	$ 3,585,260	$7,793,465
City of Lynwood	$ 5,645	$ -	$ -	$5,645	$ 5,758	$ -	$ -	$5,758
City of Manhattan Beach	$ 3,180	$ 29,791	$ 54,656	$87,627	$ 3,244	$ 29,854	$ 55,662	$88,760
City of Maywood	$ 2,055	$ -	$ -	$2,055	$ 2,096	$ -	$ -	$2,096
City of Monrovia	$ 4,234	$ 56,430	$ 48,537	$109,201	$ 4,318	$ 56,551	$ 49,391	$110,260
City of Montebello	$ 5,981	$ 57,998	$ 66,703	$130,682	$ 6,101	$ 58,121	$ 67,873	$132,095
City of Monterey Park	$ 5,728	$ 15,755	$ 26,840	$48,323	$ 5,842	$ 15,788	$ 27,220	$48,851
City of Norwalk	$ 9,086	$ -	$ -	$9,086	$ 9,268	$ -	$ -	$9,268
City of Palmdale	$ 33,958	$ -	$ -	$33,958	$ 34,637	$ -	$ -	$34,637
City of Palos Verdes Estates	$ 1,957	$ 4,040	$ 13,717	$19,714	$ 1,996	$ 4,049	$ 13,964	$20,009
City of Paramount	$ 4,629	$ -	$ -	$4,629	$ 4,721	$ -	$ -	$4,721
City of Pasadena	$ 14,043	$ 171,869	$ 101,861	$287,773	$ 14,324	$ 172,236	$ 103,513	$290,072
City of Pico Rivera	$ 6,123	$ -	$ -	$6,123	$ 6,245	$ -	$ -	$6,245
City of Pomona	$ 14,946	$ 56,717	$ 105,166	$176,829	$ 15,245	$ 56,838	$ 107,064	$179,147
City of Ranchos Palos Verdes	$ 5,768	$ -	$ -	$5,768	$ 5,883	$ -	$ -	$5,883
City of Redondo Beach	$ 5,766	$ 50,129	$ 47,754	$103,649	$ 5,881	$ 50,236	$ 48,552	$104,668
City of Rolling Hills Estates	$ 1,338	$ -	$ -	$1,338	$ 1,365	$ -	$ -	$1,365
City of Rosemead	$ 4,695	$ -	$ -	$4,695	$ 4,789	$ -	$ -	$4,789
City of San Dimas	$ 5,227	$ -	$ -	$5,227	$ 5,332	$ -	$ -	$5,332
City of San Fernando	$ 2,082	$ 7,161	$ 16,610	$25,853	$ 2,124	$ 7,177	$ 16,914	$26,214
City of San Gabriel	$ 3,533	$ 12,031	$ 52,290	$67,854	$ 3,603	$ 12,057	$ 53,239	$68,899
City of San Marino	$ 1,709	$ 4,870	$ 26,083	$32,661	$ 1,743	$ 4,880	$ 26,557	$33,180
City of Santa Clarita	$ 25,352	$ -	$ -	$25,352	$ 25,859	$ -	$ -	$25,859
City of Santa Fe Springs	$ 3,076	$ 17,473	$ 44,837	$65,387	$ 3,138	$ 17,511	$ 45,691	$66,339
City of Santa Monica	$ 7,795	$ 293,610	$ 105,576	$406,981	$ 7,951	$ 294,237	$ 107,473	$409,661
City of Sierra Madre	$ 1,381	$ 7,161	$ 11,395	$19,937	$ 1,408	$ 7,177	$ 11,585	$20,170
City of Signal Hill	$ 1,221	$ 3,724	$ 11,279	$16,223	$ 1,245	$ 3,732	$ 11,487	$16,464
City of South El Monte	$ 1,958	$ 2,578	$ -	$4,536	$ 1,997	$ 2,584	$ -	$4,580
City of South Gate	$ 7,803	$ 28,645	$ 81,256	$117,703	$ 7,959	$ 28,706	$ 82,774	$119,439
City of South Pasadena	$ 2,446	$ 18,333	$ 39,418	$60,196	$ 2,495	$ 18,372	$ 40,139	$61,006
City of Temple City	$ 3,236	$ -	$ -	$3,236	$ 3,301	$ -	$ -	$3,301
City of Torrance	$ 14,152	$ 291,605	$ 122,873	$428,631	$ 14,435	$ 292,227	$ 124,942	$431,605
City of Vernon	$ 1,169	$ 15,755	$ 37,819	$54,742	$ 1,192	$ 15,788	$ 38,483	$55,463
City of Walnut	$ 3,956	$ -	$ -	$3,956	$ 4,035	$ -	$ -	$4,035
City of West Covina	$ 10,573	$ 98,463	$ 113,829	$222,865	$ 10,784	$ 98,673	$ 115,815	$225,273
City of Westlake Village	$ 1,781	$ -	$ -	$1,781	$ 1,816	$ -	$ -	$1,816
City of Whittier	$ 8,884	$ 27,499	$ 43,119	$79,502	$ 9,062	$ 27,558	$ 43,859	$80,479
County of Los Angeles	$ 422,868	$ 2,345,729	$ 4,068,113	$6,836,711	$ 431,325	$ 2,350,735	$ 4,129,796	$6,911,856
Inglewood Unified School District	$ 624	$ 2,802	$ 9,001	$12,427	$ 637	$ 2,808	$ 9,172	$12,617
Los Angeles Unified School District	$ 32,478	$ 154,682	$ 530,078	$717,238	$ 33,128	$ 155,012	$ 539,795	$727,935
UCLA	$ 2,208	$ 185,046	$ 19,140	$206,394	$ 2,252	$ 185,441	$ 19,463	$207,156
Total	$ 1,336,406	$ 9,393,453	$ 11,934,965	$22,664,824	$ 1,363,135	$ 9,413,499	$ 12,136,164	$22,912,797

AGENDA ITEM 5 - ATTACHMENT A

LA-RICS
May 2014

Option A - Annual Costs Distributed by Average Daily Radios (LMR) and High Speed Units (LTE); Baseline Admin Cost Distributed by 50% Population/50% Geography; Hard Match Distributed by 50% Population/50% Geography	FY 2030/31				FY 2031/32			
	JPA Operations	LMR	LTE	Total	JPA Operations	LMR	LTE	Total
City of Agoura Hills	$ 3,217	$ -	$ -	$3,217	$ 3,281	$ -	$ -	$3,281
City of Alhambra	$ 7,460	$ 28,768	$ 78,984	$115,213	$ 7,609	$ 28,832	$ 80,564	$117,005
City of Arcadia	$ 6,438	$ 52,399	$ 49,365	$108,202	$ 6,566	$ 52,515	$ 50,352	$109,434
City of Artesia	$ 1,505	$ -	$ -	$1,505	$ 1,535	$ -	$ -	$1,535
City of Avalon	$ 933	$ 1,367	$ 1,307	$3,607	$ 952	$ 1,370	$ 1,333	$3,655
City of Azusa	$ 5,397	$ 13,996	$ 39,492	$58,885	$ 5,505	$ 14,027	$ 40,282	$59,814
City of Baldwin Park	$ 6,729	$ 22,766	$ 72,169	$101,663	$ 6,863	$ 22,816	$ 73,612	$103,291
City of Bell	$ 3,019	$ 4,315	$ 19,746	$27,080	$ 3,079	$ 4,325	$ 20,141	$27,545
City of Bell Gardens	$ 3,441	$ 18,987	$ 74,047	$96,475	$ 3,509	$ 19,029	$ 75,528	$98,067
City of Bellflower	$ 6,663	$ 14,384	$ -	$21,047	$ 6,796	$ 14,416	$ -	$21,212
City of Beverly Hills	$ 3,664	$ 114,210	$ 64,174	$182,049	$ 3,737	$ 114,463	$ 65,458	$183,658
City of Bradbury	$ 532	$ -	$ -	$532	$ 543	$ -	$ -	$543
City of Burbank	$ 11,145	$ 278,478	$ 592,380	$882,003	$ 11,368	$ 279,093	$ 604,227	$894,689
City of Calabasas	$ 4,831	$ -	$ -	$4,831	$ 4,928	$ -	$ -	$4,928
City of Carson	$ 10,665	$ 5,754	$ 9,873	$26,292	$ 10,878	$ 5,766	$ 10,070	$26,715
City of Cerritos	$ 5,412	$ -	$ -	$5,412	$ 5,520	$ -	$ -	$5,520
City of Claremont	$ 5,551	$ 11,507	$ 17,771	$34,830	$ 5,662	$ 11,533	$ 18,127	$35,322
City of Commerce	$ 2,409	$ -	$ -	$2,409	$ 2,457	$ -	$ -	$2,457
City of Compton	$ 8,947	$ 17,549	$ 16,784	$43,280	$ 9,126	$ 17,587	$ 17,120	$43,833
City of Covina	$ 4,908	$ 17,549	$ 34,555	$57,012	$ 5,006	$ 17,587	$ 35,247	$57,840
City of Culver City	$ 3,848	$ 117,950	$ 48,378	$170,176	$ 3,925	$ 118,211	$ 49,345	$171,481
City of Downey	$ 10,552	$ 66,167	$ 306,063	$382,782	$ 10,763	$ 66,314	$ 312,184	$389,261
City of Duarte	$ 2,319	$ 12,946	$ 9,873	$25,138	$ 2,365	$ 12,974	$ 10,070	$25,410
City of El Monte	$ 9,976	$ 10,069	$ 37,517	$57,562	$ 10,175	$ 10,091	$ 38,268	$58,534
City of El Segundo	$ 2,409	$ 15,494	$ 16,187	$34,090	$ 2,457	$ 15,528	$ 16,511	$34,496
City of Gardena	$ 5,381	$ 41,714	$ 346,542	$393,637	$ 5,488	$ 41,806	$ 353,473	$400,768
City of Glendale	$ 19,987	$ 317,603	$ 17,771	$355,361	$ 20,387	$ 318,305	$ 18,127	$356,818
City of Glendora	$ 6,852	$ 15,119	$ 47,929	$69,901	$ 6,990	$ 15,153	$ 48,888	$71,030
City of Hawaiian Gardens	$ 1,194	$ -	$ -	$1,194	$ 1,217	$ -	$ -	$1,217
City of Hawthorne	$ 7,191	$ 25,604	$ 81,946	$114,741	$ 7,335	$ 25,660	$ 83,585	$116,580
City of Hermosa Beach	$ 1,668	$ 6,617	$ 19,746	$28,030	$ 1,701	$ 6,631	$ 20,141	$28,473
City of Hidden Hills	$ 522	$ -	$ -	$522	$ 533	$ -	$ -	$533
City of Huntington Park	$ 4,660	$ 12,083	$ 51,340	$68,083	$ 4,754	$ 12,109	$ 52,366	$69,229
City of Industry	$ 2,853	$ -	$ -	$2,853	$ 2,910	$ -	$ -	$2,910
City of Inglewood	$ 9,632	$ 19,562	$ -	$29,194	$ 9,824	$ 19,606	$ -	$29,430
City of Irwindale	$ 2,355	$ 425	$ 1,348	$4,127	$ 2,402	$ 426	$ 1,375	$4,202
City of La Canada Flintridge	$ 3,314	$ -	$ 987	$4,302	$ 3,381	$ -	$ 1,007	$4,388
City of La Habra Heights	$ 1,807	$ 968	$ 926	$3,700	$ 1,843	$ 970	$ 944	$3,757
City of La Mirada	$ 5,141	$ -	$ -	$5,141	$ 5,244	$ -	$ -	$5,244
City of La Puente	$ 3,525	$ -	$ -	$3,525	$ 3,596	$ -	$ -	$3,596
City of La Verne	$ 3,985	$ 11,507	$ -	$15,492	$ 4,065	$ 11,533	$ -	$15,597

LA-RICS
May 2014

Option A - Annual Costs Distributed by Average Daily Radios (LMR) and High Speed Units (LTE); Baseline Admin Cost Distributed by 50% Population/50% Geography; Hard Match Distributed by 50% Population/50% Geography	FY 2030/31				FY 2031/32			
	JPA Operations	LMR	LTE	Total	JPA Operations	LMR	LTE	Total
City of Lakewood	$ 7,665	$ -	$ -	$7,665	$ 7,818	$ -	$ -	$7,818
City of Lancaster	$ 32,856	$ -	$ -	$32,856	$ 33,514	$ -	$ -	$33,514
City of Lawndale	$ 2,691	$ -	$ -	$2,691	$ 2,744	$ -	$ -	$2,744
City of Long Beach	$ 43,611	$ 326,161	$ 439,348	$809,121	$ 44,483	$ 326,882	$ 448,135	$819,501
City of Los Angeles	$ 368,832	$ 3,854,961	$ 3,159,359	$7,383,152	$ 376,209	$ 3,863,483	$ 3,222,546	$7,462,238
City of Lynwood	$ 5,873	$ -	$ -	$5,873	$ 5,991	$ -	$ -	$5,991
City of Manhattan Beach	$ 3,309	$ 29,919	$ 52,327	$85,555	$ 3,375	$ 29,985	$ 53,373	$86,734
City of Maywood	$ 2,138	$ -	$ -	$2,138	$ 2,181	$ -	$ -	$2,181
City of Monrovia	$ 4,405	$ 56,674	$ 44,428	$105,507	$ 4,493	$ 56,799	$ 45,317	$106,609
City of Montebello	$ 6,223	$ 58,248	$ 60,855	$125,325	$ 6,347	$ 58,376	$ 62,072	$126,796
City of Monterey Park	$ 5,959	$ 15,823	$ 19,746	$41,528	$ 6,078	$ 15,858	$ 20,141	$42,077
City of Norwalk	$ 9,454	$ -	$ -	$9,454	$ 9,643	$ -	$ -	$9,643
City of Palmdale	$ 35,330	$ -	$ -	$35,330	$ 36,036	$ -	$ -	$36,036
City of Palos Verdes Estates	$ 2,036	$ 4,058	$ 12,863	$18,957	$ 2,076	$ 4,067	$ 13,121	$19,264
City of Paramount	$ 4,816	$ -	$ -	$4,816	$ 4,912	$ -	$ -	$4,912
City of Pasadena	$ 14,610	$ 172,610	$ 85,895	$273,115	$ 14,902	$ 172,992	$ 87,613	$275,507
City of Pico Rivera	$ 6,370	$ -	$ -	$6,370	$ 6,498	$ -	$ -	$6,498
City of Pomona	$ 15,550	$ 56,961	$ 98,730	$171,242	$ 15,861	$ 57,087	$ 100,705	$173,653
City of Ranchos Palos Verdes	$ 6,001	$ -	$ -	$6,001	$ 6,121	$ -	$ -	$6,121
City of Redondo Beach	$ 5,999	$ 50,345	$ 41,467	$97,810	$ 6,119	$ 50,456	$ 42,296	$98,870
City of Rolling Hills Estates	$ 1,392	$ -	$ -	$1,392	$ 1,420	$ -	$ -	$1,420
City of Rosemead	$ 4,885	$ -	$ -	$4,885	$ 4,983	$ -	$ -	$4,983
City of San Dimas	$ 5,439	$ -	$ -	$5,439	$ 5,547	$ -	$ -	$5,547
City of San Fernando	$ 2,166	$ 7,192	$ 15,797	$25,155	$ 2,209	$ 7,208	$ 16,113	$25,530
City of San Gabriel	$ 3,675	$ 12,083	$ 49,365	$65,123	$ 3,749	$ 12,109	$ 50,352	$66,211
City of San Marino	$ 1,778	$ 4,891	$ 24,682	$31,351	$ 1,813	$ 4,901	$ 25,176	$31,891
City of Santa Clarita	$ 26,376	$ -	$ -	$26,376	$ 26,904	$ -	$ -	$26,904
City of Santa Fe Springs	$ 3,201	$ 17,549	$ 44,428	$65,178	$ 3,265	$ 17,587	$ 45,317	$66,169
City of Santa Monica	$ 8,110	$ 294,876	$ 98,730	$401,716	$ 8,273	$ 295,528	$ 100,705	$404,505
City of Sierra Madre	$ 1,437	$ 7,192	$ 9,873	$18,502	$ 1,465	$ 7,208	$ 10,070	$18,744
City of Signal Hill	$ 1,270	$ 3,740	$ 10,860	$15,870	$ 1,295	$ 3,748	$ 11,078	$16,121
City of South El Monte	$ 2,037	$ 2,589	$ -	$4,626	$ 2,077	$ 2,595	$ -	$4,672
City of South Gate	$ 8,118	$ 28,768	$ 78,984	$115,870	$ 8,280	$ 28,832	$ 80,564	$117,676
City of South Pasadena	$ 2,544	$ 18,412	$ 37,517	$58,474	$ 2,595	$ 18,452	$ 38,268	$59,315
City of Temple City	$ 3,367	$ -	$ -	$3,367	$ 3,434	$ -	$ -	$3,434
City of Torrance	$ 14,724	$ 292,862	$ 107,616	$415,202	$ 15,019	$ 293,509	$ 109,768	$418,296
City of Vernon	$ 1,216	$ 15,823	$ 34,555	$51,594	$ 1,240	$ 15,858	$ 35,247	$52,344
City of Walnut	$ 4,116	$ -	$ -	$4,116	$ 4,198	$ -	$ -	$4,198
City of West Covina	$ 11,000	$ 98,888	$ 103,314	$213,201	$ 11,220	$ 99,106	$ 105,380	$215,706
City of Westlake Village	$ 1,853	$ -	$ -	$1,853	$ 1,890	$ -	$ -	$1,890
City of Whittier	$ 9,243	$ 27,618	$ 38,505	$75,366	$ 9,428	$ 27,679	$ 39,275	$76,382
County of Los Angeles	$ 439,952	$ 2,355,841	$ 3,208,724	$6,004,517	$ 448,751	$ 2,361,050	$ 3,272,898	$6,082,699
Inglewood Unified School District	$ 650	$ 2,815	$ 8,922	$12,386	$ 663	$ 2,821	$ 9,101	$12,584
Los Angeles Unified School District	$ 33,791	$ 155,349	$ 505,497	$694,637	$ 34,466	$ 155,693	$ 515,607	$705,766
UCLA	$ 2,297	$ 185,844	$ 16,784	$204,925	$ 2,343	$ 186,254	$ 17,120	$205,717
Total	$ 1,390,397	$ 9,433,946	$ 10,466,374	$21,290,718	$ 1,418,205	$ 9,454,802	$ 10,675,702	$21,548,709

AGENDA ITEM 5 - ATTACHMENT A

LA-RICS
May 2014

Option A -Annual Hard Match Distributed by 50/50 Population & Geography	FY 2015/16	FY 2016/17	FY 2017/18	FY 2018/19	FY 2019/20	FY 2020/21	FY 2021/22	FY 2022/23
City of Agoura Hills	$0	$0	$0	$0	$0	$0	$0	$0
City of Alhambra	$9,822	$9,822	$9,822	$9,822	$9,822	$9,822	$9,822	$9,822
City of Arcadia	$8,518	$8,518	$8,518	$8,518	$8,518	$8,518	$8,518	$8,518
City of Artesia	$0	$0	$0	$0	$0	$0	$0	$0
City of Avalon	$1,246	$1,246	$1,246	$1,246	$1,246	$1,246	$1,246	$1,246
City of Azusa	$3,572	$3,572	$3,572	$3,572	$3,572	$3,572	$3,572	$3,572
City of Baldwin Park	$4,429	$4,429	$4,429	$4,429	$4,429	$4,429	$4,429	$4,429
City of Bell	$1,985	$1,985	$1,985	$1,985	$1,985	$1,985	$1,985	$1,985
City of Bell Gardens	$2,260	$2,260	$2,260	$2,260	$2,260	$2,260	$2,260	$2,260
City of Bellflower	$0	$0	$0	$0	$0	$0	$0	$0
City of Beverly Hills	$4,842	$4,842	$4,842	$4,842	$4,842	$4,842	$4,842	$4,842
City of Bradbury	$0	$0	$0	$0	$0	$0	$0	$0
City of Burbank	$14,729	$14,729	$14,729	$14,729	$14,729	$14,729	$14,729	$14,729
City of Calabasas	$0	$0	$0	$0	$0	$0	$0	$0
City of Carson	$0	$0	$0	$0	$0	$0	$0	$0
City of Cerritos	$0	$0	$0	$0	$0	$0	$0	$0
City of Claremont	$3,691	$3,691	$3,691	$3,691	$3,691	$3,691	$3,691	$3,691
City of Commerce	$0	$0	$0	$0	$0	$0	$0	$0
City of Compton	$5,894	$5,894	$5,894	$5,894	$5,894	$5,894	$5,894	$5,894
City of Covina	$3,240	$3,240	$3,240	$3,240	$3,240	$3,240	$3,240	$3,240
City of Culver City	$5,077	$5,077	$5,077	$5,077	$5,077	$5,077	$5,077	$5,077
City of Downey	$13,909	$13,909	$13,909	$13,909	$13,909	$13,909	$13,909	$13,909
City of Duarte	$0	$0	$0	$0	$0	$0	$0	$0
City of El Monte	$6,564	$6,564	$6,564	$6,564	$6,564	$6,564	$6,564	$6,564
City of El Segundo	$3,199	$3,199	$3,199	$3,199	$3,199	$3,199	$3,199	$3,199
City of Gardena	$7,087	$7,087	$7,087	$7,087	$7,087	$7,087	$7,087	$7,087
City of Glendale	$26,399	$26,399	$26,399	$26,399	$26,399	$26,399	$26,399	$26,399
City of Glendora	$4,547	$4,547	$4,547	$4,547	$4,547	$4,547	$4,547	$4,547
City of Hawaiian Gardens	$0	$0	$0	$0	$0	$0	$0	$0
City of Hawthorne	$4,727	$4,727	$4,727	$4,727	$4,727	$4,727	$4,727	$4,727
City of Hermosa Beach	$2,193	$2,193	$2,193	$2,193	$2,193	$2,193	$2,193	$2,193
City of Hidden Hills	$0	$0	$0	$0	$0	$0	$0	$0
City of Huntington Park	$3,059	$3,059	$3,059	$3,059	$3,059	$3,059	$3,059	$3,059
City of Industry	$0	$0	$0	$0	$0	$0	$0	$0
City of Inglewood	$6,337	$6,337	$6,337	$6,337	$6,337	$6,337	$6,337	$6,337
City of Irwindale	$1,584	$1,584	$1,584	$1,584	$1,584	$1,584	$1,584	$1,584
City of La Canada Flintridge	$0	$0	$0	$0	$0	$0	$0	$0
City of La Habra Heights	$1,210	$1,210	$1,210	$1,210	$1,210	$1,210	$1,210	$1,210
City of La Mirada	$0	$0	$0	$0	$0	$0	$0	$0
City of La Puente	$0	$0	$0	$0	$0	$0	$0	$0
City of La Verne	$5,282	$5,282	$5,282	$5,282	$5,282	$5,282	$5,282	$5,282
City of Lakewood	$0	$0	$0	$0	$0	$0	$0	$0
City of Lancaster	$0	$0	$0	$0	$0	$0	$0	$0
City of Lawndale	$0	$0	$0	$0	$0	$0	$0	$0
City of Long Beach	$57,481	$57,481	$57,481	$57,481	$57,481	$57,481	$57,481	$57,481

LA-RICS
May 2014

Option A -Annual Hard Match Distributed by 50/50 Population & Geography	FY 2015/16	FY 2016/17	FY 2017/18	FY 2018/19	FY 2019/20	FY 2020/21	FY 2021/22	FY 2022/23
City of Los Angeles	$487,849	$487,849	$487,849	$487,849	$487,849	$487,849	$487,849	$487,849
City of Lynwood	$0	$0	$0	$0	$0	$0	$0	$0
City of Manhattan Beach	$4,361	$4,361	$4,361	$4,361	$4,361	$4,361	$4,361	$4,361
City of Maywood	$0	$0	$0	$0	$0	$0	$0	$0
City of Monrovia	$5,833	$5,833	$5,833	$5,833	$5,833	$5,833	$5,833	$5,833
City of Montebello	$8,212	$8,212	$8,212	$8,212	$8,212	$8,212	$8,212	$8,212
City of Monterey Park	$7,861	$7,861	$7,861	$7,861	$7,861	$7,861	$7,861	$7,861
City of Norwalk	$0	$0	$0	$0	$0	$0	$0	$0
City of Palmdale	$0	$0	$0	$0	$0	$0	$0	$0
City of Palos Verdes Estates	$1,353	$1,353	$1,353	$1,353	$1,353	$1,353	$1,353	$1,353
City of Paramount	$0	$0	$0	$0	$0	$0	$0	$0
City of Pasadena	$19,302	$19,302	$19,302	$19,302	$19,302	$19,302	$19,302	$19,302
City of Pico Rivera	$0	$0	$0	$0	$0	$0	$0	$0
City of Pomona	$10,269	$10,269	$10,269	$10,269	$10,269	$10,269	$10,269	$10,269
City of Ranchos Palos Verdes	$0	$0	$0	$0	$0	$0	$0	$0
City of Redondo Beach	$7,898	$7,898	$7,898	$7,898	$7,898	$7,898	$7,898	$7,898
City of Rolling Hills Estates	$0	$0	$0	$0	$0	$0	$0	$0
City of Rosemead	$0	$0	$0	$0	$0	$0	$0	$0
City of San Dimas	$0	$0	$0	$0	$0	$0	$0	$0
City of San Fernando	$1,427	$1,427	$1,427	$1,427	$1,427	$1,427	$1,427	$1,427
City of San Gabriel	$4,842	$4,842	$4,842	$4,842	$4,842	$4,842	$4,842	$4,842
City of San Marino	$2,359	$2,359	$2,359	$2,359	$2,359	$2,359	$2,359	$2,359
City of Santa Clarita	$0	$0	$0	$0	$0	$0	$0	$0
City of Santa Fe Springs	$2,133	$2,133	$2,133	$2,133	$2,133	$2,133	$2,133	$2,133
City of Santa Monica	$10,679	$10,679	$10,679	$10,679	$10,679	$10,679	$10,679	$10,679
City of Sierra Madre	$1,905	$1,905	$1,905	$1,905	$1,905	$1,905	$1,905	$1,905
City of Signal Hill	$840	$840	$840	$840	$840	$840	$840	$840
City of South El Monte	$0	$0	$0	$0	$0	$0	$0	$0
City of South Gate	$5,339	$5,339	$5,339	$5,339	$5,339	$5,339	$5,339	$5,339
City of South Pasadena	$3,357	$3,357	$3,357	$3,357	$3,357	$3,357	$3,357	$3,357
City of Temple City	$0	$0	$0	$0	$0	$0	$0	$0
City of Torrance	$19,436	$19,436	$19,436	$19,436	$19,436	$19,436	$19,436	$19,436
City of Vernon	$4,605	$4,605	$4,605	$4,605	$4,605	$4,605	$4,605	$4,605
City of Walnut	$0	$0	$0	$0	$0	$0	$0	$0
City of West Covina	$14,527	$14,527	$14,527	$14,527	$14,527	$14,527	$14,527	$14,527
City of Westlake Village	$0	$0	$0	$0	$0	$0	$0	$0
City of Whittier	$6,109	$6,109	$6,109	$6,109	$6,109	$6,109	$6,109	$6,109
County of Los Angeles	$983,988	$983,988	$983,988	$983,988	$983,988	$983,988	$983,988	$983,988
Inglewood Unified School District	$425	$425	$425	$425	$425	$425	$425	$425
Los Angeles Unified School District	$44,209	$44,209	$44,209	$44,209	$44,209	$44,209	$44,209	$44,209
UCLA	$3,008	$3,008	$3,008	$3,008	$3,008	$3,008	$3,008	$3,008
Total	$1,875,012	$1,875,012	$1,875,012	$1,875,012	$1,875,012	$1,875,012	$1,875,012	$1,875,012

LA-RICS
May 2014

Option A -Annual Hard Match Distributed by 50/50 Population & Geography	FY 2023/24	FY 2024/25	FY 2025/26	FY 2026/27	FY 2027/28	FY 2028/29	FY 2029/30	FY 2030/31	FY 2031/32
City of Agoura Hills	$0	$0	$0	$0	$0	$0	$0	$0	$0
City of Alhambra	$9,822	$9,822	$9,822	$9,822	$9,822	$9,822	$9,822	$0	$0
City of Arcadia	$8,518	$8,518	$8,518	$8,518	$8,518	$8,518	$8,518	$0	$0
City of Artesia	$0	$0	$0	$0	$0	$0	$0	$0	$0
City of Avalon	$1,246	$1,246	$1,246	$1,246	$1,246	$1,246	$1,246	$0	$0
City of Azusa	$3,572	$3,572	$3,572	$3,572	$3,572	$3,572	$3,572	$0	$0
City of Baldwin Park	$4,429	$4,429	$4,429	$4,429	$4,429	$4,429	$4,429	$0	$0
City of Bell	$1,985	$1,985	$1,985	$1,985	$1,985	$1,985	$1,985	$0	$0
City of Bell Gardens	$2,260	$2,260	$2,260	$2,260	$2,260	$2,260	$2,260	$0	$0
City of Bellflower	$0	$0	$0	$0	$0	$0	$0	$0	$0
City of Beverly Hills	$4,842	$4,842	$4,842	$4,842	$4,842	$4,842	$4,842	$0	$0
City of Bradbury	$0	$0	$0	$0	$0	$0	$0	$0	$0
City of Burbank	$14,729	$14,729	$14,729	$14,729	$14,729	$14,729	$14,729	$0	$0
City of Calabasas	$0	$0	$0	$0	$0	$0	$0	$0	$0
City of Carson	$0	$0	$0	$0	$0	$0	$0	$0	$0
City of Cerritos	$0	$0	$0	$0	$0	$0	$0	$0	$0
City of Claremont	$3,691	$3,691	$3,691	$3,691	$3,691	$3,691	$3,691	$0	$0
City of Commerce	$0	$0	$0	$0	$0	$0	$0	$0	$0
City of Compton	$5,894	$5,894	$5,894	$5,894	$5,894	$5,894	$5,894	$0	$0
City of Covina	$3,240	$3,240	$3,240	$3,240	$3,240	$3,240	$3,240	$0	$0
City of Culver City	$5,077	$5,077	$5,077	$5,077	$5,077	$5,077	$5,077	$0	$0
City of Downey	$13,909	$13,909	$13,909	$13,909	$13,909	$13,909	$13,909	$0	$0
City of Duarte	$0	$0	$0	$0	$0	$0	$0	$0	$0
City of El Monte	$6,564	$6,564	$6,564	$6,564	$6,564	$6,564	$6,564	$0	$0
City of El Segundo	$3,199	$3,199	$3,199	$3,199	$3,199	$3,199	$3,199	$0	$0
City of Gardena	$7,087	$7,087	$7,087	$7,087	$7,087	$7,087	$7,087	$0	$0
City of Glendale	$26,399	$26,399	$26,399	$26,399	$26,399	$26,399	$26,399	$0	$0
City of Glendora	$4,547	$4,547	$4,547	$4,547	$4,547	$4,547	$4,547	$0	$0
City of Hawaiian Gardens	$0	$0	$0	$0	$0	$0	$0	$0	$0
City of Hawthorne	$4,727	$4,727	$4,727	$4,727	$4,727	$4,727	$4,727	$0	$0
City of Hermosa Beach	$2,193	$2,193	$2,193	$2,193	$2,193	$2,193	$2,193	$0	$0
City of Hidden Hills	$0	$0	$0	$0	$0	$0	$0	$0	$0
City of Huntington Park	$3,059	$3,059	$3,059	$3,059	$3,059	$3,059	$3,059	$0	$0
City of Industry	$0	$0	$0	$0	$0	$0	$0	$0	$0
City of Inglewood	$6,337	$6,337	$6,337	$6,337	$6,337	$6,337	$6,337	$0	$0
City of Irwindale	$1,584	$1,584	$1,584	$1,584	$1,584	$1,584	$1,584	$0	$0
City of La Canada Flintridge	$0	$0	$0	$0	$0	$0	$0	$0	$0
City of La Habra Heights	$1,210	$1,210	$1,210	$1,210	$1,210	$1,210	$1,210	$0	$0
City of La Mirada	$0	$0	$0	$0	$0	$0	$0	$0	$0
City of La Puente	$0	$0	$0	$0	$0	$0	$0	$0	$0
City of La Verne	$5,282	$5,282	$5,282	$5,282	$5,282	$5,282	$5,282	$0	$0
City of Lakewood	$0	$0	$0	$0	$0	$0	$0	$0	$0
City of Lancaster	$0	$0	$0	$0	$0	$0	$0	$0	$0
City of Lawndale	$0	$0	$0	$0	$0	$0	$0	$0	$0
City of Long Beach	$57,481	$57,481	$57,481	$57,481	$57,481	$57,481	$57,481	$0	$0

LA-RICS
May 2014

Option A -Annual Hard Match Distributed by 50/50 Population & Geography	FY 2023/24	FY 2024/25	FY 2025/26	FY 2026/27	FY 2027/28	FY 2028/29	FY 2029/30	FY 2030/31	FY 2031/32
City of Los Angeles	$487,849	$487,849	$487,849	$487,849	$487,849	$487,849	$487,849	$0	$0
City of Lynwood	$0	$0	$0	$0	$0	$0	$0	$0	$0
City of Manhattan Beach	$4,361	$4,361	$4,361	$4,361	$4,361	$4,361	$4,361	$0	$0
City of Maywood	$0	$0	$0	$0	$0	$0	$0	$0	$0
City of Monrovia	$5,833	$5,833	$5,833	$5,833	$5,833	$5,833	$5,833	$0	$0
City of Montebello	$8,212	$8,212	$8,212	$8,212	$8,212	$8,212	$8,212	$0	$0
City of Monterey Park	$7,861	$7,861	$7,861	$7,861	$7,861	$7,861	$7,861	$0	$0
City of Norwalk	$0	$0	$0	$0	$0	$0	$0	$0	$0
City of Palmdale	$0	$0	$0	$0	$0	$0	$0	$0	$0
City of Palos Verdes Estates	$1,353	$1,353	$1,353	$1,353	$1,353	$1,353	$1,353	$0	$0
City of Paramount	$0	$0	$0	$0	$0	$0	$0	$0	$0
City of Pasadena	$19,302	$19,302	$19,302	$19,302	$19,302	$19,302	$19,302	$0	$0
City of Pico Rivera	$0	$0	$0	$0	$0	$0	$0	$0	$0
City of Pomona	$10,269	$10,269	$10,269	$10,269	$10,269	$10,269	$10,269	$0	$0
City of Ranchos Palos Verdes	$0	$0	$0	$0	$0	$0	$0	$0	$0
City of Redondo Beach	$7,898	$7,898	$7,898	$7,898	$7,898	$7,898	$7,898	$0	$0
City of Rolling Hills Estates	$0	$0	$0	$0	$0	$0	$0	$0	$0
City of Rosemead	$0	$0	$0	$0	$0	$0	$0	$0	$0
City of San Dimas	$0	$0	$0	$0	$0	$0	$0	$0	$0
City of San Fernando	$1,427	$1,427	$1,427	$1,427	$1,427	$1,427	$1,427	$0	$0
City of San Gabriel	$4,842	$4,842	$4,842	$4,842	$4,842	$4,842	$4,842	$0	$0
City of San Marino	$2,359	$2,359	$2,359	$2,359	$2,359	$2,359	$2,359	$0	$0
City of Santa Clarita	$0	$0	$0	$0	$0	$0	$0	$0	$0
City of Santa Fe Springs	$2,133	$2,133	$2,133	$2,133	$2,133	$2,133	$2,133	$0	$0
City of Santa Monica	$10,679	$10,679	$10,679	$10,679	$10,679	$10,679	$10,679	$0	$0
City of Sierra Madre	$1,905	$1,905	$1,905	$1,905	$1,905	$1,905	$1,905	$0	$0
City of Signal Hill	$840	$840	$840	$840	$840	$840	$840	$0	$0
City of South El Monte	$0	$0	$0	$0	$0	$0	$0	$0	$0
City of South Gate	$5,339	$5,339	$5,339	$5,339	$5,339	$5,339	$5,339	$0	$0
City of South Pasadena	$3,357	$3,357	$3,357	$3,357	$3,357	$3,357	$3,357	$0	$0
City of Temple City	$0	$0	$0	$0	$0	$0	$0	$0	$0
City of Torrance	$19,436	$19,436	$19,436	$19,436	$19,436	$19,436	$19,436	$0	$0
City of Vernon	$4,605	$4,605	$4,605	$4,605	$4,605	$4,605	$4,605	$0	$0
City of Walnut	$0	$0	$0	$0	$0	$0	$0	$0	$0
City of West Covina	$14,527	$14,527	$14,527	$14,527	$14,527	$14,527	$14,527	$0	$0
City of Westlake Village	$0	$0	$0	$0	$0	$0	$0	$0	$0
City of Whittier	$6,109	$6,109	$6,109	$6,109	$6,109	$6,109	$6,109	$0	$0
County of Los Angeles	$983,988	$983,988	$983,988	$983,988	$983,988	$983,988	$983,988	$0	$0
Inglewood Unified School District	$425	$425	$425	$425	$425	$425	$425	$0	$0
Los Angeles Unified School District	$44,209	$44,209	$44,209	$44,209	$44,209	$44,209	$44,209	$0	$0
UCLA	$3,008	$3,008	$3,008	$3,008	$3,008	$3,008	$3,008	$0	$0
Total	$1,875,012	$1,875,012	$1,875,012	$1,875,012	$1,875,012	$1,875,012	$1,875,012	$0	$0

Option B

AGENDA ITEM 5 - ATTACHMENT A

LA-RICS
May 2014

Option B - Annual Costs Distributed 50% Population/50% Geography for LMR, LTE, Baseline Admin Cost, and Hard Match	FY 2014/2015	FY 2015/16			
	JPA Operations	JPA Operations	LMR	LTE	Total
City of Agoura Hills	$ 2,343	$ 2,390	$ -	$ -	$2,390
City of Alhambra	$ 5,434	$ 5,543	$ -	$ 13,880	$19,423
City of Arcadia	$ 4,690	$ 4,783	$ -	$ 12,038	$16,821
City of Artesia	$ 1,096	$ 1,118	$ -	$ -	$1,118
City of Avalon	$ 680	$ 693	$ -	$ 1,762	$2,455
City of Azusa	$ 3,932	$ 4,010	$ -	$ 5,048	$9,058
City of Baldwin Park	$ 4,902	$ 5,000	$ -	$ 6,259	$11,258
City of Bell	$ 2,199	$ 2,243	$ -	$ 2,805	$5,049
City of Bell Gardens	$ 2,506	$ 2,556	$ -	$ 3,194	$5,750
City of Bellflower	$ 4,853	$ 4,950	$ -	$ -	$4,950
City of Beverly Hills	$ 2,669	$ 2,722	$ -	$ 6,843	$9,566
City of Bradbury	$ 388	$ 395	$ -	$ -	$395
City of Burbank	$ 8,119	$ 8,281	$ -	$ 20,815	$29,096
City of Calabasas	$ 3,519	$ 3,590	$ -	$ -	$3,590
City of Carson	$ 7,769	$ 7,924	$ -	$ -	$7,924
City of Cerritos	$ 3,942	$ 4,021	$ -	$ -	$4,021
City of Claremont	$ 4,044	$ 4,124	$ -	$ 5,216	$9,340
City of Commerce	$ 1,755	$ 1,790	$ -	$ -	$1,790
City of Compton	$ 6,517	$ 6,648	$ -	$ 8,329	$14,977
City of Covina	$ 3,575	$ 3,646	$ -	$ 4,579	$8,225
City of Culver City	$ 2,803	$ 2,859	$ -	$ 7,175	$10,034
City of Downey	$ 7,687	$ 7,840	$ -	$ 19,657	$27,497
City of Duarte	$ 1,689	$ 1,723	$ -	$ -	$1,723
City of El Monte	$ 7,267	$ 7,412	$ -	$ 9,276	$16,688
City of El Segundo	$ 1,755	$ 1,790	$ -	$ 4,521	$6,311
City of Gardena	$ 3,920	$ 3,998	$ -	$ 10,016	$14,014
City of Glendale	$ 14,559	$ 14,851	$ -	$ 37,308	$52,158
City of Glendora	$ 4,992	$ 5,092	$ -	$ 6,426	$11,517
City of Hawaiian Gardens	$ 869	$ 887	$ -	$ -	$887
City of Hawthorne	$ 5,238	$ 5,343	$ -	$ 6,681	$12,024
City of Hermosa Beach	$ 1,215	$ 1,239	$ -	$ 3,099	$4,339
City of Hidden Hills	$ 381	$ 388	$ -	$ -	$388
City of Huntington Park	$ 3,395	$ 3,463	$ -	$ 4,324	$7,787
City of Industry	$ 2,078	$ 2,120	$ -	$ -	$2,120
City of Inglewood	$ 7,016	$ 7,157	$ -	$ 8,955	$16,112
City of Irwindale	$ 1,715	$ 1,750	$ -	$ 2,239	$3,988
City of La Canada Flintridge	$ 2,414	$ 2,463	$ -	$ -	$2,463
City of La Habra Heights	$ 1,316	$ 1,343	$ -	$ 1,710	$3,052
City of La Mirada	$ 3,745	$ 3,820	$ -	$ -	$3,820
City of La Puente	$ 2,568	$ 2,619	$ -	$ -	$2,619
City of La Verne	$ 2,903	$ 2,961	$ -	$ 7,465	$10,426
City of Lakewood	$ 5,583	$ 5,695	$ -	$ -	$5,695
City of Lancaster	$ 23,934	$ 24,413	$ -	$ -	$24,413

LA-RICS
May 2014

Option B - Annual Costs Distributed 50% Population/50% Geography for LMR, LTE, Baseline Admin Cost, and Hard Match	FY 2014/2015	FY 2015/16			
	JPA Operations	JPA Operations	LMR	LTE	Total
City of Lawndale	$ 1,960	$ 1,999	$ -	$ -	$1,999
City of Long Beach	$ 31,768	$ 32,404	$ -	$ 81,234	$113,638
City of Los Angeles	$ 268,674	$ 274,048	$ -	$ 689,444	$963,491
City of Lynwood	$ 4,278	$ 4,364	$ -	$ -	$4,364
City of Manhattan Beach	$ 2,410	$ 2,459	$ -	$ 6,163	$8,622
City of Maywood	$ 1,558	$ 1,589	$ -	$ -	$1,589
City of Monrovia	$ 3,209	$ 3,273	$ -	$ 8,244	$11,517
City of Montebello	$ 4,533	$ 4,624	$ -	$ 11,605	$16,229
City of Monterey Park	$ 4,341	$ 4,428	$ -	$ 11,109	$15,537
City of Norwalk	$ 6,886	$ 7,024	$ -	$ -	$7,024
City of Palmdale	$ 25,736	$ 26,251	$ -	$ -	$26,251
City of Palos Verdes Estates	$ 1,483	$ 1,513	$ -	$ 1,912	$3,424
City of Paramount	$ 3,508	$ 3,578	$ -	$ -	$3,578
City of Pasadena	$ 10,643	$ 10,856	$ -	$ 27,278	$38,133
City of Pico Rivera	$ 4,640	$ 4,733	$ -	$ -	$4,733
City of Pomona	$ 11,328	$ 11,554	$ -	$ 14,513	$26,067
City of Ranchos Palos Verdes	$ 4,371	$ 4,459	$ -	$ -	$4,459
City of Redondo Beach	$ 4,370	$ 4,457	$ -	$ 11,162	$15,619
City of Rolling Hills Estates	$ 1,014	$ 1,034	$ -	$ -	$1,034
City of Rosemead	$ 3,558	$ 3,630	$ -	$ -	$3,630
City of San Dimas	$ 3,962	$ 4,041	$ -	$ -	$4,041
City of San Fernando	$ 1,578	$ 1,609	$ -	$ 2,016	$3,625
City of San Gabriel	$ 2,677	$ 2,731	$ -	$ 6,843	$9,574
City of San Marino	$ 1,295	$ 1,321	$ -	$ 3,333	$4,654
City of Santa Clarita	$ 19,214	$ 19,598	$ -	$ -	$19,598
City of Santa Fe Springs	$ 2,332	$ 2,378	$ -	$ 3,015	$5,393
City of Santa Monica	$ 5,908	$ 6,026	$ -	$ 15,092	$21,118
City of Sierra Madre	$ 1,046	$ 1,067	$ -	$ 2,693	$3,760
City of Signal Hill	$ 925	$ 944	$ -	$ 1,187	$2,131
City of South El Monte	$ 1,484	$ 1,513	$ -	$ -	$1,513
City of South Gate	$ 5,913	$ 6,032	$ -	$ 7,545	$13,577
City of South Pasadena	$ 1,853	$ 1,891	$ -	$ 4,745	$6,635
City of Temple City	$ 2,453	$ 2,502	$ -	$ -	$2,502
City of Torrance	$ 10,726	$ 10,940	$ -	$ 27,468	$38,408
City of Vernon	$ 886	$ 903	$ -	$ 6,508	$7,412
City of Walnut	$ 2,998	$ 3,058	$ -	$ -	$3,058
City of West Covina	$ 8,013	$ 8,173	$ -	$ 20,531	$28,704
City of Westlake Village	$ 1,350	$ 1,377	$ -	$ -	$1,377
City of Whittier	$ 6,733	$ 6,868	$ -	$ 8,634	$15,501
County of Los Angeles	$ 320,481	$ 326,891	$ -	$ 1,390,603	$1,717,494
Inglewood Unified School District	$ 473	$ 483	$ -	$ 600	$1,083
Los Angeles Unified School District	$ 24,615	$ 25,107	$ -	$ 62,478	$87,585
UCLA	$ 1,673	$ 1,707	$ -	$ 4,251	$5,958
Total	$ 1,012,829	$ 1,033,086	$ -	$ 2,649,827	$3,682,912

AGENDA ITEM 5 - ATTACHMENT A

LA-RICS
May 2014

Option B - Annual Costs Distributed 50% Population/50% Geography for LMR, LTE, Baseline Admin Cost, and Hard Match	FY 2016/17				FY 2017/18			
	JPA Operations	LMR	LTE	Total	JPA Operations	LMR	LTE	Total
City of Agoura Hills	$ 2,438	$ -	$ -	$2,438	$ 2,487	$ -	$ -	$2,487
City of Alhambra	$ 5,654	$ -	$ 48,925	$54,579	$ 5,767	$ 4,223	$ 50,103	$60,093
City of Arcadia	$ 4,879	$ -	$ 42,432	$47,311	$ 4,977	$ 3,662	$ 43,454	$52,093
City of Artesia	$ 1,141	$ -	$ -	$1,141	$ 1,163	$ -	$ -	$1,163
City of Avalon	$ 707	$ -	$ 6,209	$6,916	$ 721	$ 536	$ 6,359	$7,616
City of Azusa	$ 4,091	$ -	$ 17,793	$21,884	$ 4,172	$ 1,536	$ 18,222	$23,930
City of Baldwin Park	$ 5,100	$ -	$ 22,062	$27,161	$ 5,202	$ 1,904	$ 22,593	$29,698
City of Bell	$ 2,288	$ -	$ 9,889	$12,177	$ 2,334	$ 853	$ 10,127	$13,314
City of Bell Gardens	$ 2,608	$ -	$ 11,257	$13,865	$ 2,660	$ 972	$ 11,528	$15,159
City of Bellflower	$ 5,049	$ -	$ -	$5,049	$ 5,150	$ -	$ -	$5,150
City of Beverly Hills	$ 2,777	$ -	$ 24,121	$26,898	$ 2,832	$ 2,082	$ 24,702	$29,617
City of Bradbury	$ 403	$ -	$ -	$403	$ 411	$ -	$ -	$411
City of Burbank	$ 8,447	$ -	$ 73,370	$81,817	$ 8,615	$ 6,332	$ 75,137	$90,085
City of Calabasas	$ 3,662	$ -	$ -	$3,662	$ 3,735	$ -	$ -	$3,735
City of Carson	$ 8,083	$ -	$ -	$8,083	$ 8,244	$ -	$ -	$8,244
City of Cerritos	$ 4,102	$ -	$ -	$4,102	$ 4,184	$ -	$ -	$4,184
City of Claremont	$ 4,207	$ -	$ 18,385	$22,592	$ 4,291	$ 1,587	$ 18,828	$24,706
City of Commerce	$ 1,826	$ -	$ -	$1,826	$ 1,862	$ -	$ -	$1,862
City of Compton	$ 6,781	$ -	$ 29,359	$36,140	$ 6,916	$ 2,534	$ 30,066	$39,517
City of Covina	$ 3,719	$ -	$ 16,140	$19,860	$ 3,794	$ 1,393	$ 16,529	$21,716
City of Culver City	$ 2,916	$ -	$ 25,291	$28,207	$ 2,974	$ 2,183	$ 25,900	$31,057
City of Downey	$ 7,997	$ -	$ 69,286	$77,283	$ 8,157	$ 5,980	$ 70,954	$85,091
City of Duarte	$ 1,757	$ -	$ -	$1,757	$ 1,792	$ -	$ -	$1,792
City of El Monte	$ 7,560	$ -	$ 32,696	$40,256	$ 7,711	$ 2,822	$ 33,484	$44,017
City of El Segundo	$ 1,826	$ -	$ 15,937	$17,763	$ 1,862	$ 1,375	$ 16,321	$19,559
City of Gardena	$ 4,078	$ -	$ 35,304	$39,382	$ 4,159	$ 3,047	$ 36,154	$43,360
City of Glendale	$ 15,148	$ -	$ 131,504	$146,652	$ 15,450	$ 11,350	$ 134,671	$161,471
City of Glendora	$ 5,193	$ -	$ 22,650	$27,843	$ 5,297	$ 1,955	$ 23,195	$30,447
City of Hawaiian Gardens	$ 905	$ -	$ -	$905	$ 923	$ -	$ -	$923
City of Hawthorne	$ 5,450	$ -	$ 23,550	$28,999	$ 5,559	$ 2,032	$ 24,117	$31,708
City of Hermosa Beach	$ 1,264	$ -	$ 10,925	$12,189	$ 1,289	$ 943	$ 11,188	$13,420
City of Hidden Hills	$ 396	$ -	$ -	$396	$ 404	$ -	$ -	$404
City of Huntington Park	$ 3,532	$ -	$ 15,240	$18,772	$ 3,603	$ 1,315	$ 15,607	$20,525
City of Industry	$ 2,162	$ -	$ -	$2,162	$ 2,205	$ -	$ -	$2,205
City of Inglewood	$ 7,300	$ -	$ 31,565	$38,865	$ 7,446	$ 2,724	$ 32,326	$42,496
City of Irwindale	$ 1,784	$ -	$ 7,891	$9,676	$ 1,820	$ 681	$ 8,081	$10,582
City of La Canada Flintridge	$ 2,512	$ -	$ -	$2,512	$ 2,562	$ -	$ -	$2,562
City of La Habra Heights	$ 1,369	$ -	$ 6,027	$7,396	$ 1,397	$ 520	$ 6,172	$8,089
City of La Mirada	$ 3,896	$ -	$ -	$3,896	$ 3,974	$ -	$ -	$3,974
City of La Puente	$ 2,672	$ -	$ -	$2,672	$ 2,725	$ -	$ -	$2,725
City of La Verne	$ 3,020	$ -	$ 26,313	$29,333	$ 3,080	$ 2,271	$ 26,947	$32,299
City of Lakewood	$ 5,809	$ -	$ -	$5,809	$ 5,925	$ -	$ -	$5,925
City of Lancaster	$ 24,901	$ -	$ -	$24,901	$ 25,399	$ -	$ -	$25,399

AGENDA ITEM 5 - ATTACHMENT A

LA-RICS
May 2014

Option B - Annual Costs Distributed 50% Population/50% Geography for LMR, LTE, Baseline Admin Cost, and Hard Match	FY 2016/17				FY 2017/18			
	JPA Operations	LMR	LTE	Total	JPA Operations	LMR	LTE	Total
City of Lawndale	$ 2,039	$ -	$ -	$2,039	$ 2,080	$ -	$ -	$2,080
City of Long Beach	$ 33,052	$ -	$ 286,338	$319,389	$ 33,713	$ 24,713	$ 293,233	$351,659
City of Los Angeles	$ 279,529	$ -	$ 2,430,172	$2,709,700	$ 285,119	$ 209,739	$ 2,488,694	$2,983,552
City of Lynwood	$ 4,451	$ -	$ -	$4,451	$ 4,540	$ -	$ -	$4,540
City of Manhattan Beach	$ 2,508	$ -	$ 21,725	$24,233	$ 2,558	$ 1,875	$ 22,248	$26,681
City of Maywood	$ 1,621	$ -	$ -	$1,621	$ 1,653	$ -	$ -	$1,653
City of Monrovia	$ 3,338	$ -	$ 29,058	$32,397	$ 3,405	$ 2,508	$ 29,758	$35,671
City of Montebello	$ 4,716	$ -	$ 40,905	$45,621	$ 4,811	$ 3,530	$ 41,890	$50,231
City of Monterey Park	$ 4,516	$ -	$ 39,159	$43,675	$ 4,607	$ 3,380	$ 40,102	$48,088
City of Norwalk	$ 7,165	$ -	$ -	$7,165	$ 7,308	$ -	$ -	$7,308
City of Palmdale	$ 26,776	$ -	$ -	$26,776	$ 27,311	$ -	$ -	$27,311
City of Palos Verdes Estates	$ 1,543	$ -	$ 6,739	$8,281	$ 1,574	$ 582	$ 6,901	$9,056
City of Paramount	$ 3,650	$ -	$ -	$3,650	$ 3,723	$ -	$ -	$3,723
City of Pasadena	$ 11,073	$ -	$ 96,150	$107,222	$ 11,294	$ 8,298	$ 98,465	$118,058
City of Pico Rivera	$ 4,828	$ -	$ -	$4,828	$ 4,924	$ -	$ -	$4,924
City of Pomona	$ 11,785	$ -	$ 51,156	$62,942	$ 12,021	$ 4,415	$ 52,388	$68,824
City of Ranchos Palos Verdes	$ 4,548	$ -	$ -	$4,548	$ 4,639	$ -	$ -	$4,639
City of Redondo Beach	$ 4,546	$ -	$ 39,343	$43,889	$ 4,637	$ 3,396	$ 40,291	$48,323
City of Rolling Hills Estates	$ 1,055	$ -	$ -	$1,055	$ 1,076	$ -	$ -	$1,076
City of Rosemead	$ 3,702	$ -	$ -	$3,702	$ 3,776	$ -	$ -	$3,776
City of San Dimas	$ 4,122	$ -	$ -	$4,122	$ 4,204	$ -	$ -	$4,204
City of San Fernando	$ 1,642	$ -	$ 7,106	$8,748	$ 1,674	$ 613	$ 7,277	$9,565
City of San Gabriel	$ 2,786	$ -	$ 24,121	$26,907	$ 2,841	$ 2,082	$ 24,702	$29,625
City of San Marino	$ 1,347	$ -	$ 11,749	$13,096	$ 1,374	$ 1,014	$ 12,032	$14,420
City of Santa Clarita	$ 19,990	$ -	$ -	$19,990	$ 20,390	$ -	$ -	$20,390
City of Santa Fe Springs	$ 2,426	$ -	$ 10,627	$13,053	$ 2,474	$ 917	$ 10,883	$14,275
City of Santa Monica	$ 6,147	$ -	$ 53,198	$59,345	$ 6,270	$ 4,591	$ 54,479	$65,340
City of Sierra Madre	$ 1,089	$ -	$ 9,491	$10,580	$ 1,110	$ 819	$ 9,719	$11,649
City of Signal Hill	$ 962	$ -	$ 4,185	$5,147	$ 982	$ 361	$ 4,286	$5,629
City of South El Monte	$ 1,544	$ -	$ -	$1,544	$ 1,574	$ -	$ -	$1,574
City of South Gate	$ 6,152	$ -	$ 26,596	$32,748	$ 6,275	$ 2,295	$ 27,237	$35,807
City of South Pasadena	$ 1,928	$ -	$ 16,725	$18,653	$ 1,967	$ 1,443	$ 17,128	$20,538
City of Temple City	$ 2,552	$ -	$ -	$2,552	$ 2,603	$ -	$ -	$2,603
City of Torrance	$ 11,159	$ -	$ 96,821	$107,980	$ 11,382	$ 8,356	$ 99,152	$118,891
City of Vernon	$ 922	$ -	$ 22,940	$23,861	$ 940	$ 1,980	$ 23,492	$26,412
City of Walnut	$ 3,119	$ -	$ -	$3,119	$ 3,182	$ -	$ -	$3,182
City of West Covina	$ 8,337	$ -	$ 72,367	$80,704	$ 8,503	$ 6,246	$ 74,110	$88,859
City of Westlake Village	$ 1,404	$ -	$ -	$1,404	$ 1,432	$ -	$ -	$1,432
City of Whittier	$ 7,005	$ -	$ 30,432	$37,437	$ 7,145	$ 2,626	$ 31,165	$40,937
County of Los Angeles	$ 333,428	$ -	$ 4,901,640	$5,235,069	$ 340,097	$ 423,042	$ 5,019,679	$5,782,818
Inglewood Unified School District	$ 492	$ -	$ 2,116	$2,608	$ 502	$ 183	$ 2,167	$2,851
Los Angeles Unified School District	$ 25,609	$ -	$ 220,224	$245,833	$ 26,121	$ 19,007	$ 225,528	$270,656
UCLA	$ 1,741	$ -	$ 14,984	$16,725	$ 1,776	$ 1,293	$ 15,345	$18,414
Total	$ 1,053,747	$ -	$ 9,340,190	$10,393,937	$ 1,074,822	$ 806,117	$ 9,565,115	$11,446,054

AGENDA ITEM 5 - ATTACHMENT A

LA-RICS
May 2014

Option B - Annual Costs Distributed 50% Population/50% Geography for LMR, LTE, Baseline Admin Cost, and Hard Match	FY 2018/19				FY 2019/20			
	JPA Operations	LMR	LTE	Total	JPA Operations	LMR	LTE	Total
City of Agoura Hills	$ 2,536	$ -	$ -	$2,536	$ 2,587	$ -	$ -	$2,587
City of Alhambra	$ 5,882	$ 25,318	$ 51,138	$82,338	$ 6,000	$ 24,845	$ 54,080	$84,925
City of Arcadia	$ 5,076	$ 21,958	$ 44,352	$71,385	$ 5,178	$ 21,548	$ 46,903	$73,628
City of Artesia	$ 1,187	$ -	$ -	$1,187	$ 1,210	$ -	$ -	$1,210
City of Avalon	$ 736	$ 3,213	$ 6,490	$10,439	$ 750	$ 3,153	$ 6,863	$10,767
City of Azusa	$ 4,256	$ 9,207	$ 18,598	$32,061	$ 4,341	$ 9,036	$ 19,668	$33,044
City of Baldwin Park	$ 5,306	$ 11,416	$ 23,060	$39,782	$ 5,412	$ 11,203	$ 24,386	$41,001
City of Bell	$ 2,380	$ 5,117	$ 10,336	$17,833	$ 2,428	$ 5,022	$ 10,931	$18,380
City of Bell Gardens	$ 2,713	$ 5,825	$ 11,766	$20,304	$ 2,767	$ 5,716	$ 12,443	$20,927
City of Bellflower	$ 5,253	$ -	$ -	$5,253	$ 5,359	$ -	$ -	$5,359
City of Beverly Hills	$ 2,889	$ 12,482	$ 25,213	$40,584	$ 2,947	$ 12,249	$ 26,663	$41,859
City of Bradbury	$ 419	$ -	$ -	$419	$ 428	$ -	$ -	$428
City of Burbank	$ 8,788	$ 37,967	$ 76,689	$123,445	$ 8,964	$ 37,258	$ 81,101	$127,323
City of Calabasas	$ 3,810	$ -	$ -	$3,810	$ 3,886	$ -	$ -	$3,886
City of Carson	$ 8,409	$ -	$ -	$8,409	$ 8,578	$ -	$ -	$8,578
City of Cerritos	$ 4,267	$ -	$ -	$4,267	$ 4,353	$ -	$ -	$4,353
City of Claremont	$ 4,377	$ 9,514	$ 19,217	$33,108	$ 4,464	$ 9,336	$ 20,323	$34,124
City of Commerce	$ 1,900	$ -	$ -	$1,900	$ 1,938	$ -	$ -	$1,938
City of Compton	$ 7,055	$ 15,193	$ 30,688	$52,935	$ 7,196	$ 14,909	$ 32,453	$54,558
City of Covina	$ 3,870	$ 8,352	$ 16,870	$29,092	$ 3,947	$ 8,196	$ 17,841	$29,984
City of Culver City	$ 3,034	$ 13,087	$ 26,435	$42,556	$ 3,095	$ 12,843	$ 27,956	$43,893
City of Downey	$ 8,320	$ 35,854	$ 72,420	$116,595	$ 8,487	$ 35,184	$ 76,587	$120,258
City of Duarte	$ 1,828	$ -	$ -	$1,828	$ 1,865	$ -	$ -	$1,865
City of El Monte	$ 7,866	$ 16,920	$ 34,175	$58,961	$ 8,023	$ 16,604	$ 36,142	$60,768
City of El Segundo	$ 1,899	$ 8,247	$ 16,658	$26,805	$ 1,937	$ 8,093	$ 17,617	$27,647
City of Gardena	$ 4,243	$ 18,269	$ 36,901	$59,413	$ 4,328	$ 17,928	$ 39,024	$61,279
City of Glendale	$ 15,759	$ 68,050	$ 137,453	$221,263	$ 16,075	$ 66,780	$ 145,361	$228,215
City of Glendora	$ 5,403	$ 11,721	$ 23,675	$40,799	$ 5,511	$ 11,502	$ 25,037	$42,050
City of Hawaiian Gardens	$ 941	$ -	$ -	$941	$ 960	$ -	$ -	$960
City of Hawthorne	$ 5,670	$ 12,186	$ 24,615	$42,471	$ 5,783	$ 11,959	$ 26,031	$43,773
City of Hermosa Beach	$ 1,315	$ 5,653	$ 11,419	$18,388	$ 1,341	$ 5,548	$ 12,076	$18,965
City of Hidden Hills	$ 412	$ -	$ -	$412	$ 420	$ -	$ -	$420
City of Huntington Park	$ 3,675	$ 7,887	$ 15,930	$27,491	$ 3,748	$ 7,739	$ 16,846	$28,334
City of Industry	$ 2,249	$ -	$ -	$2,249	$ 2,294	$ -	$ -	$2,294
City of Inglewood	$ 7,595	$ 16,334	$ 32,993	$56,922	$ 7,747	$ 16,029	$ 34,892	$58,667
City of Irwindale	$ 1,857	$ 4,083	$ 8,248	$14,188	$ 1,894	$ 4,007	$ 8,723	$14,623
City of La Canada Flintridge	$ 2,613	$ -	$ -	$2,613	$ 2,666	$ -	$ -	$2,666
City of La Habra Heights	$ 1,425	$ 3,119	$ 6,299	$10,843	$ 1,453	$ 3,060	$ 6,662	$11,175
City of La Mirada	$ 4,054	$ -	$ -	$4,054	$ 4,135	$ -	$ -	$4,135
City of La Puente	$ 2,780	$ -	$ -	$2,780	$ 2,835	$ -	$ -	$2,835
City of La Verne	$ 3,142	$ 13,617	$ 27,504	$44,263	$ 3,205	$ 13,362	$ 29,086	$45,653
City of Lakewood	$ 6,044	$ -	$ -	$6,044	$ 6,164	$ -	$ -	$6,164
City of Lancaster	$ 25,907	$ -	$ -	$25,907	$ 26,425	$ -	$ -	$26,425

LA-RICS
May 2014

Option B - Annual Costs Distributed 50% Population/50% Geography for LMR, LTE, Baseline Admin Cost, and Hard Match	FY 2018/19				FY 2019/20			
	JPA Operations	LMR	LTE	Total	JPA Operations	LMR	LTE	Total
City of Lawndale	$ 2,122	$ -	$ -	$2,122	$ 2,164	$ -	$ -	$2,164
City of Long Beach	$ 34,387	$ 148,173	$ 299,292	$481,852	$ 35,075	$ 145,406	$ 316,510	$496,991
City of Los Angeles	$ 290,822	$ 1,257,557	$ 2,540,114	$4,088,493	$ 296,638	$ 1,234,075	$ 2,686,247	$4,216,960
City of Lynwood	$ 4,631	$ -	$ -	$4,631	$ 4,724	$ -	$ -	$4,724
City of Manhattan Beach	$ 2,609	$ 11,242	$ 22,708	$36,559	$ 2,661	$ 11,032	$ 24,014	$37,708
City of Maywood	$ 1,686	$ -	$ -	$1,686	$ 1,720	$ -	$ -	$1,720
City of Monrovia	$ 3,473	$ 15,037	$ 30,373	$48,883	$ 3,542	$ 14,756	$ 32,120	$50,419
City of Montebello	$ 4,907	$ 21,167	$ 42,756	$68,830	$ 5,005	$ 20,772	$ 45,215	$70,992
City of Monterey Park	$ 4,699	$ 20,264	$ 40,930	$65,893	$ 4,793	$ 19,885	$ 43,285	$67,963
City of Norwalk	$ 7,454	$ -	$ -	$7,454	$ 7,603	$ -	$ -	$7,603
City of Palmdale	$ 27,857	$ -	$ -	$27,857	$ 28,415	$ -	$ -	$28,415
City of Palos Verdes Estates	$ 1,605	$ 3,487	$ 7,043	$12,136	$ 1,637	$ 3,422	$ 7,449	$12,508
City of Paramount	$ 3,797	$ -	$ -	$3,797	$ 3,873	$ -	$ -	$3,873
City of Pasadena	$ 11,520	$ 49,755	$ 100,500	$161,775	$ 11,750	$ 48,826	$ 106,281	$166,858
City of Pico Rivera	$ 5,023	$ -	$ -	$5,023	$ 5,123	$ -	$ -	$5,123
City of Pomona	$ 12,261	$ 26,472	$ 53,471	$92,204	$ 12,507	$ 25,978	$ 56,547	$95,032
City of Ranchos Palos Verdes	$ 4,731	$ -	$ -	$4,731	$ 4,826	$ -	$ -	$4,826
City of Redondo Beach	$ 4,730	$ 20,359	$ 41,123	$66,212	$ 4,824	$ 19,979	$ 43,489	$68,292
City of Rolling Hills Estates	$ 1,098	$ -	$ -	$1,098	$ 1,119	$ -	$ -	$1,119
City of Rosemead	$ 3,852	$ -	$ -	$3,852	$ 3,929	$ -	$ -	$3,929
City of San Dimas	$ 4,288	$ -	$ -	$4,288	$ 4,374	$ -	$ -	$4,374
City of San Fernando	$ 1,708	$ 3,677	$ 7,428	$12,813	$ 1,742	$ 3,609	$ 7,855	$13,206
City of San Gabriel	$ 2,898	$ 12,482	$ 25,213	$40,593	$ 2,956	$ 12,249	$ 26,663	$41,868
City of San Marino	$ 1,402	$ 6,080	$ 12,281	$19,762	$ 1,430	$ 5,966	$ 12,987	$20,383
City of Santa Clarita	$ 20,798	$ -	$ -	$20,798	$ 21,214	$ -	$ -	$21,214
City of Santa Fe Springs	$ 2,524	$ 5,499	$ 11,108	$19,131	$ 2,574	$ 5,397	$ 11,747	$19,718
City of Santa Monica	$ 6,395	$ 27,529	$ 55,605	$89,529	$ 6,523	$ 27,015	$ 58,804	$92,341
City of Sierra Madre	$ 1,133	$ 4,911	$ 9,920	$15,964	$ 1,155	$ 4,820	$ 10,491	$16,466
City of Signal Hill	$ 1,001	$ 2,166	$ 4,374	$7,541	$ 1,021	$ 2,125	$ 4,626	$7,773
City of South El Monte	$ 1,606	$ -	$ -	$1,606	$ 1,638	$ -	$ -	$1,638
City of South Gate	$ 6,401	$ 13,763	$ 27,799	$47,963	$ 6,529	$ 13,506	$ 29,399	$49,433
City of South Pasadena	$ 2,006	$ 8,655	$ 17,481	$28,142	$ 2,046	$ 8,493	$ 18,487	$29,027
City of Temple City	$ 2,655	$ -	$ -	$2,655	$ 2,708	$ -	$ -	$2,708
City of Torrance	$ 11,610	$ 50,103	$ 101,201	$162,913	$ 11,842	$ 49,167	$ 107,023	$168,032
City of Vernon	$ 959	$ 11,871	$ 23,978	$36,807	$ 978	$ 11,649	$ 25,357	$37,984
City of Walnut	$ 3,245	$ -	$ -	$3,245	$ 3,310	$ -	$ -	$3,310
City of West Covina	$ 8,674	$ 37,448	$ 75,641	$121,762	$ 8,847	$ 36,749	$ 79,992	$125,588
City of Westlake Village	$ 1,461	$ -	$ -	$1,461	$ 1,490	$ -	$ -	$1,490
City of Whittier	$ 7,288	$ 15,748	$ 31,809	$54,845	$ 7,434	$ 15,454	$ 33,639	$56,526
County of Los Angeles	$ 346,899	$ 2,536,484	$ 5,123,394	$8,006,776	$ 353,837	$ 2,489,121	$ 5,418,142	$8,261,100
Inglewood Unified School District	$ 512	$ 1,095	$ 2,211	$3,818	$ 522	$ 1,074	$ 2,339	$3,935
Los Angeles Unified School District	$ 26,644	$ 113,961	$ 230,187	$370,792	$ 27,176	$ 111,833	$ 243,430	$382,440
UCLA	$ 1,811	$ 7,754	$ 15,662	$25,227	$ 1,847	$ 7,609	$ 16,563	$26,019
Total	$ 1,096,319	$ 4,833,329	$ 9,762,746	$15,692,394	$ 1,118,245	$ 4,743,078	$ 10,324,397	$16,185,720

AGENDA ITEM 5 - ATTACHMENT A

LA-RICS
May 2014

Option B - Annual Costs Distributed 50% Population/50% Geography for LMR, LTE, Baseline Admin Cost, and Hard Match	FY 2020/21				FY 2021/22			
	JPA Operations	LMR	LTE	Total	JPA Operations	LMR	LTE	Total
City of Agoura Hills	$ 2,639	$ -	$ -	$2,639	$ 2,692	$ -	$ -	$2,692
City of Alhambra	$ 6,120	$ 49,553	$ 54,796	$110,469	$ 6,242	$ 49,642	$ 55,696	$111,581
City of Arcadia	$ 5,281	$ 42,976	$ 47,524	$95,782	$ 5,387	$ 43,054	$ 48,304	$96,745
City of Artesia	$ 1,235	$ -	$ -	$1,235	$ 1,259	$ -	$ -	$1,259
City of Avalon	$ 765	$ 6,289	$ 6,954	$14,008	$ 781	$ 6,300	$ 7,068	$14,149
City of Azusa	$ 4,428	$ 18,021	$ 19,928	$42,377	$ 4,516	$ 18,054	$ 20,255	$42,826
City of Baldwin Park	$ 5,520	$ 22,345	$ 24,709	$52,574	$ 5,630	$ 22,385	$ 25,115	$53,130
City of Bell	$ 2,477	$ 10,015	$ 11,075	$23,567	$ 2,526	$ 10,033	$ 11,257	$23,817
City of Bell Gardens	$ 2,822	$ 11,401	$ 12,608	$26,832	$ 2,879	$ 11,422	$ 12,815	$27,116
City of Bellflower	$ 5,466	$ -	$ -	$5,466	$ 5,575	$ -	$ -	$5,575
City of Beverly Hills	$ 3,006	$ 24,431	$ 27,016	$54,453	$ 3,066	$ 24,475	$ 27,460	$55,001
City of Bradbury	$ 436	$ -	$ -	$436	$ 445	$ -	$ -	$445
City of Burbank	$ 9,143	$ 74,311	$ 82,175	$165,629	$ 9,326	$ 74,446	$ 83,524	$167,295
City of Calabasas	$ 3,963	$ -	$ -	$3,963	$ 4,043	$ -	$ -	$4,043
City of Carson	$ 8,749	$ -	$ -	$8,749	$ 8,924	$ -	$ -	$8,924
City of Cerritos	$ 4,440	$ -	$ -	$4,440	$ 4,529	$ -	$ -	$4,529
City of Claremont	$ 4,554	$ 18,621	$ 20,592	$43,767	$ 4,645	$ 18,655	$ 20,930	$44,230
City of Commerce	$ 1,976	$ -	$ -	$1,976	$ 2,016	$ -	$ -	$2,016
City of Compton	$ 7,340	$ 29,736	$ 32,883	$69,958	$ 7,486	$ 29,790	$ 33,423	$70,699
City of Covina	$ 4,026	$ 16,347	$ 18,077	$38,450	$ 4,107	$ 16,377	$ 18,374	$38,857
City of Culver City	$ 3,157	$ 25,615	$ 28,326	$57,098	$ 3,220	$ 25,661	$ 28,791	$57,672
City of Downey	$ 8,656	$ 70,175	$ 77,601	$156,432	$ 8,830	$ 70,302	$ 78,875	$158,006
City of Duarte	$ 1,902	$ -	$ -	$1,902	$ 1,940	$ -	$ -	$1,940
City of El Monte	$ 8,183	$ 33,116	$ 36,620	$77,919	$ 8,347	$ 33,176	$ 37,221	$78,744
City of El Segundo	$ 1,976	$ 16,142	$ 17,850	$35,968	$ 2,016	$ 16,171	$ 18,143	$36,330
City of Gardena	$ 4,414	$ 35,757	$ 39,541	$79,711	$ 4,502	$ 35,821	$ 40,190	$80,513
City of Glendale	$ 16,396	$ 133,191	$ 147,286	$296,873	$ 16,724	$ 133,432	$ 149,703	$299,859
City of Glendora	$ 5,621	$ 22,941	$ 25,368	$53,930	$ 5,734	$ 22,982	$ 25,785	$54,500
City of Hawaiian Gardens	$ 979	$ -	$ -	$979	$ 999	$ -	$ -	$999
City of Hawthorne	$ 5,899	$ 23,852	$ 26,376	$56,126	$ 6,017	$ 23,895	$ 26,809	$56,720
City of Hermosa Beach	$ 1,368	$ 11,065	$ 12,236	$24,669	$ 1,395	$ 11,085	$ 12,437	$24,918
City of Hidden Hills	$ 429	$ -	$ -	$429	$ 437	$ -	$ -	$437
City of Huntington Park	$ 3,823	$ 15,436	$ 17,069	$36,329	$ 3,900	$ 15,464	$ 17,350	$36,713
City of Industry	$ 2,340	$ -	$ -	$2,340	$ 2,387	$ -	$ -	$2,387
City of Inglewood	$ 7,901	$ 31,970	$ 35,354	$75,225	$ 8,059	$ 32,028	$ 35,934	$76,021
City of Irwindale	$ 1,932	$ 7,992	$ 8,838	$18,762	$ 1,970	$ 8,007	$ 8,983	$18,960
City of La Canada Flintridge	$ 2,719	$ -	$ -	$2,719	$ 2,773	$ -	$ -	$2,773
City of La Habra Heights	$ 1,482	$ 6,104	$ 6,750	$14,336	$ 1,512	$ 6,115	$ 6,861	$14,488
City of La Mirada	$ 4,217	$ -	$ -	$4,217	$ 4,302	$ -	$ -	$4,302
City of La Puente	$ 2,892	$ -	$ -	$2,892	$ 2,950	$ -	$ -	$2,950
City of La Verne	$ 3,269	$ 26,651	$ 29,471	$59,391	$ 3,334	$ 26,699	$ 29,955	$59,989
City of Lakewood	$ 6,288	$ -	$ -	$6,288	$ 6,414	$ -	$ -	$6,414
City of Lancaster	$ 26,954	$ -	$ -	$26,954	$ 27,493	$ -	$ -	$27,493

LA-RICS
May 2014

Option B - Annual Costs Distributed 50% Population/50% Geography for LMR, LTE, Baseline Admin Cost, and Hard Match	FY 2020/21				FY 2021/22			
	JPA Operations	LMR	LTE	Total	JPA Operations	LMR	LTE	Total
City of Lawndale	$ 2,207	$ -	$ -	$2,207	$ 2,251	$ -	$ -	$2,251
City of Long Beach	$ 35,776	$ 290,010	$ 320,700	$646,487	$ 36,492	$ 290,535	$ 325,965	$652,991
City of Los Angeles	$ 302,571	$ 2,461,344	$ 2,721,811	$5,485,725	$ 308,622	$ 2,465,795	$ 2,766,490	$5,540,908
City of Lynwood	$ 4,818	$ -	$ -	$4,818	$ 4,915	$ -	$ -	$4,915
City of Manhattan Beach	$ 2,714	$ 22,004	$ 24,332	$49,051	$ 2,769	$ 22,044	$ 24,732	$49,544
City of Maywood	$ 1,754	$ -	$ -	$1,754	$ 1,789	$ -	$ -	$1,789
City of Monrovia	$ 3,613	$ 29,431	$ 32,546	$65,590	$ 3,686	$ 29,484	$ 33,080	$66,250
City of Montebello	$ 5,105	$ 41,430	$ 45,814	$92,349	$ 5,207	$ 41,505	$ 46,566	$93,278
City of Monterey Park	$ 4,889	$ 39,661	$ 43,858	$88,408	$ 4,986	$ 39,733	$ 44,578	$89,297
City of Norwalk	$ 7,755	$ -	$ -	$7,755	$ 7,910	$ -	$ -	$7,910
City of Palmdale	$ 28,983	$ -	$ -	$28,983	$ 29,562	$ -	$ -	$29,562
City of Palos Verdes Estates	$ 1,670	$ 6,825	$ 7,547	$16,042	$ 1,703	$ 6,837	$ 7,671	$16,212
City of Paramount	$ 3,950	$ -	$ -	$3,950	$ 4,029	$ -	$ -	$4,029
City of Pasadena	$ 11,985	$ 97,383	$ 107,688	$217,057	$ 12,225	$ 97,559	$ 109,456	$219,240
City of Pico Rivera	$ 5,226	$ -	$ -	$5,226	$ 5,330	$ -	$ -	$5,330
City of Pomona	$ 12,757	$ 51,813	$ 57,296	$121,865	$ 13,012	$ 51,906	$ 58,236	$123,154
City of Ranchos Palos Verdes	$ 4,923	$ -	$ -	$4,923	$ 5,021	$ -	$ -	$5,021
City of Redondo Beach	$ 4,921	$ 39,848	$ 44,065	$88,834	$ 5,019	$ 39,920	$ 44,788	$89,727
City of Rolling Hills Estates	$ 1,142	$ -	$ -	$1,142	$ 1,165	$ -	$ -	$1,165
City of Rosemead	$ 4,007	$ -	$ -	$4,007	$ 4,087	$ -	$ -	$4,087
City of San Dimas	$ 4,462	$ -	$ -	$4,462	$ 4,551	$ -	$ -	$4,551
City of San Fernando	$ 1,777	$ 7,197	$ 7,959	$16,933	$ 1,812	$ 7,210	$ 8,090	$17,112
City of San Gabriel	$ 3,015	$ 24,431	$ 27,016	$54,462	$ 3,075	$ 24,475	$ 27,460	$55,010
City of San Marino	$ 1,458	$ 11,900	$ 13,159	$26,517	$ 1,487	$ 11,921	$ 13,375	$26,784
City of Santa Clarita	$ 21,638	$ -	$ -	$21,638	$ 22,071	$ -	$ -	$22,071
City of Santa Fe Springs	$ 2,626	$ 10,764	$ 11,903	$25,292	$ 2,678	$ 10,783	$ 12,098	$25,560
City of Santa Monica	$ 6,653	$ 53,881	$ 59,582	$120,116	$ 6,786	$ 53,978	$ 60,560	$121,325
City of Sierra Madre	$ 1,178	$ 9,613	$ 10,630	$21,421	$ 1,202	$ 9,630	$ 10,804	$21,636
City of Signal Hill	$ 1,042	$ 4,239	$ 4,687	$9,968	$ 1,063	$ 4,246	$ 4,764	$10,073
City of South El Monte	$ 1,671	$ -	$ -	$1,671	$ 1,704	$ -	$ -	$1,704
City of South Gate	$ 6,659	$ 26,937	$ 29,788	$63,385	$ 6,793	$ 26,986	$ 30,277	$64,056
City of South Pasadena	$ 2,087	$ 16,939	$ 18,732	$37,758	$ 2,129	$ 16,970	$ 19,039	$38,138
City of Temple City	$ 2,762	$ -	$ -	$2,762	$ 2,817	$ -	$ -	$2,817
City of Torrance	$ 12,079	$ 98,063	$ 108,440	$218,582	$ 12,320	$ 98,240	$ 110,220	$220,781
City of Vernon	$ 998	$ 23,234	$ 25,693	$49,925	$ 1,017	$ 23,276	$ 26,115	$50,408
City of Walnut	$ 3,377	$ -	$ -	$3,377	$ 3,444	$ -	$ -	$3,444
City of West Covina	$ 9,024	$ 73,295	$ 81,051	$163,370	$ 9,204	$ 73,428	$ 82,382	$165,014
City of Westlake Village	$ 1,520	$ -	$ -	$1,520	$ 1,550	$ -	$ -	$1,550
City of Whittier	$ 7,583	$ 30,822	$ 34,084	$72,489	$ 7,734	$ 30,878	$ 34,643	$73,256
County of Los Angeles	$ 360,914	$ 4,964,514	$ 5,489,875	$10,815,302	$ 368,132	$ 4,973,492	$ 5,579,993	$10,921,617
Inglewood Unified School District	$ 533	$ 2,143	$ 2,370	$5,045	$ 544	$ 2,147	$ 2,408	$5,099
Los Angeles Unified School District	$ 27,720	$ 223,049	$ 246,653	$497,422	$ 28,274	$ 223,453	$ 250,702	$502,429
UCLA	$ 1,884	$ 15,176	$ 16,782	$33,842	$ 1,922	$ 15,204	$ 17,058	$34,183
Total	$ 1,140,610	$ 9,459,997	$ 10,461,085	$21,061,691	$ 1,163,422	$ 9,477,106	$ 10,632,806	$21,273,334

LA-RICS
May 2014

Option B - Annual Costs Distributed 50% Population/50% Geography for LMR, LTE, Baseline Admin Cost, and Hard Match	FY 2022/23				FY 2023/24			
	JPA Operations	LMR	LTE	Total	JPA Operations	LMR	LTE	Total
City of Agoura Hills	$ 2,745	$ -	$ -	$2,745	$ 2,800	$ -	$ -	$2,800
City of Alhambra	$ 6,367	$ 49,454	$ 56,613	$112,435	$ 6,495	$ 49,268	$ 57,549	$113,312
City of Arcadia	$ 5,495	$ 42,891	$ 49,100	$97,486	$ 5,604	$ 42,729	$ 49,912	$98,246
City of Artesia	$ 1,285	$ -	$ -	$1,285	$ 1,310	$ -	$ -	$1,310
City of Avalon	$ 796	$ 6,276	$ 7,185	$14,257	$ 812	$ 6,253	$ 7,304	$14,368
City of Azusa	$ 4,607	$ 17,985	$ 20,589	$43,181	$ 4,699	$ 17,918	$ 20,929	$43,546
City of Baldwin Park	$ 5,743	$ 22,300	$ 25,528	$53,572	$ 5,858	$ 22,216	$ 25,950	$54,024
City of Bell	$ 2,577	$ 9,995	$ 11,442	$24,015	$ 2,628	$ 9,958	$ 11,632	$24,218
City of Bell Gardens	$ 2,937	$ 11,379	$ 13,026	$27,341	$ 2,995	$ 11,336	$ 13,241	$27,572
City of Bellflower	$ 5,687	$ -	$ -	$5,687	$ 5,800	$ -	$ -	$5,800
City of Beverly Hills	$ 3,127	$ 24,382	$ 27,912	$55,422	$ 3,190	$ 24,291	$ 28,373	$55,854
City of Bradbury	$ 454	$ -	$ -	$454	$ 463	$ -	$ -	$463
City of Burbank	$ 9,512	$ 74,164	$ 84,900	$168,576	$ 9,702	$ 73,884	$ 86,303	$169,890
City of Calabasas	$ 4,124	$ -	$ -	$4,124	$ 4,206	$ -	$ -	$4,206
City of Carson	$ 9,103	$ -	$ -	$9,103	$ 9,285	$ -	$ -	$9,285
City of Cerritos	$ 4,619	$ -	$ -	$4,619	$ 4,712	$ -	$ -	$4,712
City of Claremont	$ 4,738	$ 18,584	$ 21,275	$44,597	$ 4,832	$ 18,514	$ 21,626	$44,973
City of Commerce	$ 2,056	$ -	$ -	$2,056	$ 2,097	$ -	$ -	$2,097
City of Compton	$ 7,636	$ 29,677	$ 33,973	$71,286	$ 7,789	$ 29,565	$ 34,535	$71,889
City of Covina	$ 4,189	$ 16,315	$ 18,677	$39,180	$ 4,272	$ 16,253	$ 18,985	$39,511
City of Culver City	$ 3,284	$ 25,564	$ 29,265	$58,113	$ 3,350	$ 25,468	$ 29,749	$58,567
City of Downey	$ 9,006	$ 70,035	$ 80,174	$159,215	$ 9,186	$ 69,772	$ 81,499	$160,457
City of Duarte	$ 1,979	$ -	$ -	$1,979	$ 2,019	$ -	$ -	$2,019
City of El Monte	$ 8,514	$ 33,050	$ 37,834	$79,398	$ 8,684	$ 32,925	$ 38,460	$80,069
City of El Segundo	$ 2,056	$ 16,110	$ 18,442	$36,608	$ 2,097	$ 16,049	$ 18,747	$36,893
City of Gardena	$ 4,592	$ 35,686	$ 40,852	$81,130	$ 4,684	$ 35,551	$ 41,527	$81,762
City of Glendale	$ 17,059	$ 132,926	$ 152,169	$302,155	$ 17,400	$ 132,426	$ 154,685	$304,511
City of Glendora	$ 5,849	$ 22,895	$ 26,209	$54,953	$ 5,966	$ 22,809	$ 26,643	$55,417
City of Hawaiian Gardens	$ 1,019	$ -	$ -	$1,019	$ 1,039	$ -	$ -	$1,039
City of Hawthorne	$ 6,137	$ 23,804	$ 27,250	$57,192	$ 6,260	$ 23,715	$ 27,701	$57,675
City of Hermosa Beach	$ 1,423	$ 11,043	$ 12,642	$25,108	$ 1,452	$ 11,002	$ 12,851	$25,304
City of Hidden Hills	$ 446	$ -	$ -	$446	$ 455	$ -	$ -	$455
City of Huntington Park	$ 3,978	$ 15,405	$ 17,635	$37,018	$ 4,057	$ 15,347	$ 17,927	$37,331
City of Industry	$ 2,435	$ -	$ -	$2,435	$ 2,483	$ -	$ -	$2,483
City of Inglewood	$ 8,221	$ 31,907	$ 36,526	$76,653	$ 8,385	$ 31,787	$ 37,130	$77,301
City of Irwindale	$ 2,010	$ 7,976	$ 9,131	$19,117	$ 2,050	$ 7,946	$ 9,282	$19,278
City of La Canada Flintridge	$ 2,829	$ -	$ -	$2,829	$ 2,885	$ -	$ -	$2,885
City of La Habra Heights	$ 1,542	$ 6,092	$ 6,974	$14,608	$ 1,573	$ 6,069	$ 7,089	$14,731
City of La Mirada	$ 4,388	$ -	$ -	$4,388	$ 4,476	$ -	$ -	$4,476
City of La Puente	$ 3,009	$ -	$ -	$3,009	$ 3,069	$ -	$ -	$3,069
City of La Verne	$ 3,401	$ 26,598	$ 30,448	$60,448	$ 3,469	$ 26,498	$ 30,952	$60,919
City of Lakewood	$ 6,542	$ -	$ -	$6,542	$ 6,673	$ -	$ -	$6,673
City of Lancaster	$ 28,043	$ -	$ -	$28,043	$ 28,603	$ -	$ -	$28,603

AGENDA ITEM 5 - ATTACHMENT A

LA-RICS
May 2014

Option B - Annual Costs Distributed 50% Population/50% Geography for LMR, LTE, Baseline Admin Cost, and Hard Match	FY 2022/23				FY 2023/24			
	JPA Operations	LMR	LTE	Total	JPA Operations	LMR	LTE	Total
City of Lawndale	$ 2,296	$ -	$ -	$2,296	$ 2,342	$ -	$ -	$2,342
City of Long Beach	$ 37,222	$ 289,434	$ 331,334	$657,990	$ 37,966	$ 288,345	$ 336,811	$663,122
City of Los Angeles	$ 314,795	$ 2,456,456	$ 2,812,063	$5,583,313	$ 321,090	$ 2,447,207	$ 2,858,547	$5,626,845
City of Lynwood	$ 5,013	$ -	$ -	$5,013	$ 5,113	$ -	$ -	$5,113
City of Manhattan Beach	$ 2,824	$ 21,960	$ 25,139	$49,923	$ 2,881	$ 21,877	$ 25,555	$50,313
City of Maywood	$ 1,825	$ -	$ -	$1,825	$ 1,862	$ -	$ -	$1,862
City of Monrovia	$ 3,759	$ 29,373	$ 33,625	$66,757	$ 3,834	$ 29,262	$ 34,181	$67,277
City of Montebello	$ 5,311	$ 41,347	$ 47,333	$93,992	$ 5,417	$ 41,192	$ 48,116	$94,725
City of Monterey Park	$ 5,086	$ 39,582	$ 45,312	$89,981	$ 5,188	$ 39,433	$ 46,061	$90,682
City of Norwalk	$ 8,068	$ -	$ -	$8,068	$ 8,230	$ -	$ -	$8,230
City of Palmdale	$ 30,154	$ -	$ -	$30,154	$ 30,757	$ -	$ -	$30,757
City of Palos Verdes Estates	$ 1,737	$ 6,811	$ 7,798	$16,347	$ 1,772	$ 6,786	$ 7,926	$16,485
City of Paramount	$ 4,110	$ -	$ -	$4,110	$ 4,192	$ -	$ -	$4,192
City of Pasadena	$ 12,470	$ 97,190	$ 111,259	$220,918	$ 12,719	$ 96,824	$ 113,098	$222,641
City of Pico Rivera	$ 5,437	$ -	$ -	$5,437	$ 5,546	$ -	$ -	$5,546
City of Pomona	$ 13,272	$ 51,710	$ 59,196	$124,177	$ 13,537	$ 51,515	$ 60,174	$125,227
City of Ranchos Palos Verdes	$ 5,121	$ -	$ -	$5,121	$ 5,224	$ -	$ -	$5,224
City of Redondo Beach	$ 5,120	$ 39,769	$ 45,526	$90,414	$ 5,222	$ 39,619	$ 46,278	$91,120
City of Rolling Hills Estates	$ 1,188	$ -	$ -	$1,188	$ 1,212	$ -	$ -	$1,212
City of Rosemead	$ 4,169	$ -	$ -	$4,169	$ 4,253	$ -	$ -	$4,253
City of San Dimas	$ 4,642	$ -	$ -	$4,642	$ 4,735	$ -	$ -	$4,735
City of San Fernando	$ 1,849	$ 7,183	$ 8,223	$17,254	$ 1,886	$ 7,156	$ 8,359	$17,400
City of San Gabriel	$ 3,137	$ 24,382	$ 27,912	$55,431	$ 3,200	$ 24,290	$ 28,373	$55,863
City of San Marino	$ 1,517	$ 11,876	$ 13,596	$26,989	$ 1,547	$ 11,832	$ 13,820	$27,199
City of Santa Clarita	$ 22,512	$ -	$ -	$22,512	$ 22,962	$ -	$ -	$22,962
City of Santa Fe Springs	$ 2,732	$ 10,742	$ 12,297	$25,772	$ 2,786	$ 10,702	$ 12,501	$25,989
City of Santa Monica	$ 6,922	$ 53,774	$ 61,558	$122,254	$ 7,061	$ 53,571	$ 62,576	$123,207
City of Sierra Madre	$ 1,226	$ 9,593	$ 10,982	$21,802	$ 1,251	$ 9,557	$ 11,164	$21,972
City of Signal Hill	$ 1,084	$ 4,230	$ 4,843	$10,157	$ 1,105	$ 4,214	$ 4,923	$10,243
City of South El Monte	$ 1,738	$ -	$ -	$1,738	$ 1,773	$ -	$ -	$1,773
City of South Gate	$ 6,928	$ 26,884	$ 30,776	$64,588	$ 7,067	$ 26,783	$ 31,284	$65,134
City of South Pasadena	$ 2,172	$ 16,906	$ 19,353	$38,430	$ 2,215	$ 16,842	$ 19,673	$38,730
City of Temple City	$ 2,874	$ -	$ -	$2,874	$ 2,931	$ -	$ -	$2,931
City of Torrance	$ 12,567	$ 97,868	$ 112,036	$222,471	$ 12,818	$ 97,500	$ 113,888	$224,206
City of Vernon	$ 1,038	$ 23,188	$ 26,545	$50,771	$ 1,059	$ 23,101	$ 26,984	$51,143
City of Walnut	$ 3,513	$ -	$ -	$3,513	$ 3,583	$ -	$ -	$3,583
City of West Covina	$ 9,389	$ 73,150	$ 83,739	$166,277	$ 9,576	$ 72,874	$ 85,123	$167,574
City of Westlake Village	$ 1,581	$ -	$ -	$1,581	$ 1,613	$ -	$ -	$1,613
City of Whittier	$ 7,889	$ 30,761	$ 35,214	$73,864	$ 8,047	$ 30,645	$ 35,796	$74,488
County of Los Angeles	$ 375,495	$ 4,954,655	$ 5,671,913	$11,002,062	$ 383,004	$ 4,936,000	$ 5,765,671	$11,084,675
Inglewood Unified School District	$ 554	$ 2,139	$ 2,448	$5,141	$ 565	$ 2,130	$ 2,489	$5,184
Los Angeles Unified School District	$ 28,840	$ 222,606	$ 254,832	$506,278	$ 29,417	$ 221,768	$ 259,044	$510,229
UCLA	$ 1,960	$ 15,146	$ 17,339	$34,445	$ 2,000	$ 15,089	$ 17,625	$34,714
Total	$ 1,186,691	$ 9,441,210	$ 10,807,962	$21,435,863	$ 1,210,424	$ 9,405,662	$ 10,986,621	$21,602,708

LA-RICS
May 2014

Option B - Annual Costs Distributed 50% Population/50% Geography for LMR, LTE, Baseline Admin Cost, and Hard Match	FY 2024/25				FY 2025/26			
	JPA Operations	LMR	LTE	Total	JPA Operations	LMR	LTE	Total
City of Agoura Hills	$ 2,856	$ -	$ -	$2,856	$ 2,913	$ -	$ -	$2,913
City of Alhambra	$ 6,625	$ 49,363	$ 58,504	$114,492	$ 6,757	$ 49,181	$ 59,477	$115,415
City of Arcadia	$ 5,716	$ 42,812	$ 50,740	$99,268	$ 5,831	$ 42,654	$ 51,584	$100,069
City of Artesia	$ 1,336	$ -	$ -	$1,336	$ 1,363	$ -	$ -	$1,363
City of Avalon	$ 828	$ 6,265	$ 7,425	$14,518	$ 845	$ 6,242	$ 7,548	$14,635
City of Azusa	$ 4,793	$ 17,952	$ 21,277	$44,022	$ 4,889	$ 17,886	$ 21,631	$44,405
City of Baldwin Park	$ 5,975	$ 22,259	$ 26,381	$54,615	$ 6,094	$ 22,177	$ 26,820	$55,091
City of Bell	$ 2,681	$ 9,977	$ 11,825	$24,482	$ 2,734	$ 9,940	$ 12,021	$24,696
City of Bell Gardens	$ 3,055	$ 11,358	$ 13,461	$27,874	$ 3,116	$ 11,316	$ 13,685	$28,117
City of Bellflower	$ 5,916	$ -	$ -	$5,916	$ 6,035	$ -	$ -	$6,035
City of Beverly Hills	$ 3,254	$ 24,337	$ 28,844	$56,435	$ 3,319	$ 24,247	$ 29,324	$56,890
City of Bradbury	$ 472	$ -	$ -	$472	$ 482	$ -	$ -	$482
City of Burbank	$ 9,896	$ 74,027	$ 87,735	$171,658	$ 10,094	$ 73,753	$ 89,195	$173,043
City of Calabasas	$ 4,290	$ -	$ -	$4,290	$ 4,376	$ -	$ -	$4,376
City of Carson	$ 9,470	$ -	$ -	$9,470	$ 9,660	$ -	$ -	$9,660
City of Cerritos	$ 4,806	$ -	$ -	$4,806	$ 4,902	$ -	$ -	$4,902
City of Claremont	$ 4,929	$ 18,550	$ 21,985	$45,464	$ 5,028	$ 18,482	$ 22,351	$45,860
City of Commerce	$ 2,139	$ -	$ -	$2,139	$ 2,182	$ -	$ -	$2,182
City of Compton	$ 7,945	$ 29,622	$ 35,108	$72,675	$ 8,103	$ 29,513	$ 35,692	$73,308
City of Covina	$ 4,358	$ 16,285	$ 19,300	$39,943	$ 4,445	$ 16,224	$ 19,621	$40,291
City of Culver City	$ 3,417	$ 25,517	$ 30,242	$59,176	$ 3,485	$ 25,423	$ 30,746	$59,654
City of Downey	$ 9,370	$ 69,906	$ 82,851	$162,127	$ 9,557	$ 69,648	$ 84,230	$163,435
City of Duarte	$ 2,059	$ -	$ -	$2,059	$ 2,100	$ -	$ -	$2,100
City of El Monte	$ 8,858	$ 32,989	$ 39,098	$80,945	$ 9,035	$ 32,867	$ 39,748	$81,651
City of El Segundo	$ 2,139	$ 16,080	$ 19,058	$37,277	$ 2,182	$ 16,021	$ 19,375	$37,577
City of Gardena	$ 4,778	$ 35,620	$ 42,216	$82,614	$ 4,873	$ 35,488	$ 42,918	$83,280
City of Glendale	$ 17,748	$ 132,682	$ 157,251	$307,680	$ 18,103	$ 132,191	$ 159,868	$310,162
City of Glendora	$ 6,085	$ 22,853	$ 27,085	$56,022	$ 6,207	$ 22,768	$ 27,535	$56,510
City of Hawaiian Gardens	$ 1,060	$ -	$ -	$1,060	$ 1,081	$ -	$ -	$1,081
City of Hawthorne	$ 6,385	$ 23,760	$ 28,160	$58,306	$ 6,513	$ 23,673	$ 28,629	$58,814
City of Hermosa Beach	$ 1,481	$ 11,023	$ 13,064	$25,568	$ 1,510	$ 10,982	$ 13,281	$25,774
City of Hidden Hills	$ 464	$ -	$ -	$464	$ 473	$ -	$ -	$473
City of Huntington Park	$ 4,138	$ 15,377	$ 18,224	$37,740	$ 4,221	$ 15,320	$ 18,528	$38,069
City of Industry	$ 2,533	$ -	$ -	$2,533	$ 2,584	$ -	$ -	$2,584
City of Inglewood	$ 8,553	$ 31,848	$ 37,745	$78,146	$ 8,724	$ 31,730	$ 38,374	$78,828
City of Irwindale	$ 2,091	$ 7,962	$ 9,436	$19,488	$ 2,133	$ 7,932	$ 9,593	$19,658
City of La Canada Flintridge	$ 2,943	$ -	$ -	$2,943	$ 3,002	$ -	$ -	$3,002
City of La Habra Heights	$ 1,605	$ 6,081	$ 7,207	$14,892	$ 1,637	$ 6,058	$ 7,327	$15,021
City of La Mirada	$ 4,565	$ -	$ -	$4,565	$ 4,656	$ -	$ -	$4,656
City of La Puente	$ 3,130	$ -	$ -	$3,130	$ 3,193	$ -	$ -	$3,193
City of La Verne	$ 3,538	$ 26,549	$ 31,465	$61,553	$ 3,609	$ 26,451	$ 31,989	$62,049
City of Lakewood	$ 6,806	$ -	$ -	$6,806	$ 6,942	$ -	$ -	$6,942
City of Lancaster	$ 29,176	$ -	$ -	$29,176	$ 29,759	$ -	$ -	$29,759

LA-RICS
May 2014

Option B - Annual Costs Distributed 50% Population/50% Geography for LMR, LTE, Baseline Admin Cost, and Hard Match	FY 2024/25				FY 2025/26			
	JPA Operations	LMR	LTE	Total	JPA Operations	LMR	LTE	Total
City of Lawndale	$ 2,389	$ -	$ -	$2,389	$ 2,437	$ -	$ -	$2,437
City of Long Beach	$ 38,725	$ 288,901	$ 342,398	$670,025	$ 39,500	$ 287,834	$ 348,096	$675,430
City of Los Angeles	$ 327,512	$ 2,451,931	$ 2,905,961	$5,685,404	$ 334,063	$ 2,442,869	$ 2,954,324	$5,731,255
City of Lynwood	$ 5,215	$ -	$ -	$5,215	$ 5,320	$ -	$ -	$5,320
City of Manhattan Beach	$ 2,938	$ 21,920	$ 25,979	$50,837	$ 2,997	$ 21,839	$ 26,411	$51,247
City of Maywood	$ 1,899	$ -	$ -	$1,899	$ 1,937	$ -	$ -	$1,937
City of Monrovia	$ 3,911	$ 29,319	$ 34,748	$67,977	$ 3,989	$ 29,210	$ 35,326	$68,525
City of Montebello	$ 5,526	$ 41,271	$ 48,914	$95,711	$ 5,636	$ 41,119	$ 49,728	$96,483
City of Monterey Park	$ 5,292	$ 39,509	$ 46,825	$91,626	$ 5,397	$ 39,363	$ 47,605	$92,365
City of Norwalk	$ 8,394	$ -	$ -	$8,394	$ 8,562	$ -	$ -	$8,562
City of Palmdale	$ 31,372	$ -	$ -	$31,372	$ 31,999	$ -	$ -	$31,999
City of Palos Verdes Estates	$ 1,808	$ 6,799	$ 8,058	$16,665	$ 1,844	$ 6,774	$ 8,192	$16,810
City of Paramount	$ 4,276	$ -	$ -	$4,276	$ 4,362	$ -	$ -	$4,362
City of Pasadena	$ 12,973	$ 97,011	$ 114,974	$224,958	$ 13,233	$ 96,652	$ 116,888	$226,773
City of Pico Rivera	$ 5,657	$ -	$ -	$5,657	$ 5,770	$ -	$ -	$5,770
City of Pomona	$ 13,808	$ 51,615	$ 61,172	$126,595	$ 14,084	$ 51,424	$ 62,190	$127,698
City of Ranchos Palos Verdes	$ 5,328	$ -	$ -	$5,328	$ 5,435	$ -	$ -	$5,435
City of Redondo Beach	$ 5,327	$ 39,695	$ 47,046	$92,068	$ 5,433	$ 39,549	$ 47,829	$92,811
City of Rolling Hills Estates	$ 1,236	$ -	$ -	$1,236	$ 1,261	$ -	$ -	$1,261
City of Rosemead	$ 4,338	$ -	$ -	$4,338	$ 4,424	$ -	$ -	$4,424
City of San Dimas	$ 4,829	$ -	$ -	$4,829	$ 4,926	$ -	$ -	$4,926
City of San Fernando	$ 1,923	$ 7,170	$ 8,497	$17,590	$ 1,962	$ 7,143	$ 8,639	$17,744
City of San Gabriel	$ 3,264	$ 24,337	$ 28,844	$56,445	$ 3,329	$ 24,247	$ 29,324	$56,900
City of San Marino	$ 1,578	$ 11,854	$ 14,050	$27,482	$ 1,610	$ 11,811	$ 14,283	$27,704
City of Santa Clarita	$ 23,421	$ -	$ -	$23,421	$ 23,890	$ -	$ -	$23,890
City of Santa Fe Springs	$ 2,842	$ 10,723	$ 12,708	$26,273	$ 2,899	$ 10,683	$ 12,920	$26,502
City of Santa Monica	$ 7,202	$ 53,674	$ 63,614	$124,490	$ 7,346	$ 53,476	$ 64,672	$125,494
City of Sierra Madre	$ 1,276	$ 9,576	$ 11,349	$22,200	$ 1,301	$ 9,540	$ 11,538	$22,379
City of Signal Hill	$ 1,128	$ 4,223	$ 5,004	$10,354	$ 1,150	$ 4,207	$ 5,088	$10,445
City of South El Monte	$ 1,809	$ -	$ -	$1,809	$ 1,845	$ -	$ -	$1,845
City of South Gate	$ 7,208	$ 26,834	$ 31,803	$65,846	$ 7,353	$ 26,735	$ 32,333	$66,420
City of South Pasadena	$ 2,259	$ 16,875	$ 19,999	$39,133	$ 2,305	$ 16,812	$ 20,332	$39,449
City of Temple City	$ 2,990	$ -	$ -	$2,990	$ 3,050	$ -	$ -	$3,050
City of Torrance	$ 13,075	$ 97,688	$ 115,777	$226,539	$ 13,336	$ 97,327	$ 117,704	$228,366
City of Vernon	$ 1,080	$ 23,145	$ 27,431	$51,656	$ 1,101	$ 23,060	$ 27,888	$52,049
City of Walnut	$ 3,655	$ -	$ -	$3,655	$ 3,728	$ -	$ -	$3,728
City of West Covina	$ 9,768	$ 73,015	$ 86,535	$169,318	$ 9,963	$ 72,745	$ 87,975	$170,683
City of Westlake Village	$ 1,645	$ -	$ -	$1,645	$ 1,678	$ -	$ -	$1,678
City of Whittier	$ 8,208	$ 30,704	$ 36,390	$75,302	$ 8,372	$ 30,591	$ 36,996	$75,958
County of Los Angeles	$ 390,665	$ 4,945,528	$ 5,861,305	$11,197,497	$ 398,478	$ 4,927,250	$ 5,958,851	$11,284,579
Inglewood Unified School District	$ 577	$ 2,135	$ 2,530	$5,241	$ 588	$ 2,127	$ 2,572	$5,287
Los Angeles Unified School District	$ 30,005	$ 222,196	$ 263,341	$515,542	$ 30,605	$ 221,375	$ 267,723	$519,703
UCLA	$ 2,040	$ 15,118	$ 17,917	$35,075	$ 2,080	$ 15,062	$ 18,216	$35,358
Total	$ 1,234,633	$ 9,423,819	$ 11,168,853	$21,827,305	$ 1,259,326	$ 9,388,990	$ 11,354,730	$22,003,046

LA-RICS
May 2014

Option B - Annual Costs Distributed 50% Population/50% Geography for LMR, LTE, Baseline Admin Cost, and Hard Match	FY 2026/27				FY 2027/28			
	JPA Operations	LMR	LTE	Total	JPA Operations	LMR	LTE	Total
City of Agoura Hills	$ 2,972	$ -	$ -	$2,972	$ 3,031	$ -	$ -	$3,031
City of Alhambra	$ 6,892	$ 49,280	$ 60,471	$116,642	$ 7,030	$ 49,381	$ 61,484	$117,894
City of Arcadia	$ 5,947	$ 42,740	$ 52,445	$101,132	$ 6,066	$ 42,827	$ 53,324	$102,217
City of Artesia	$ 1,390	$ -	$ -	$1,390	$ 1,418	$ -	$ -	$1,418
City of Avalon	$ 862	$ 6,254	$ 7,674	$14,790	$ 879	$ 6,267	$ 7,803	$14,949
City of Azusa	$ 4,986	$ 17,922	$ 21,992	$44,900	$ 5,086	$ 17,959	$ 22,360	$45,405
City of Baldwin Park	$ 6,216	$ 22,221	$ 27,268	$55,705	$ 6,341	$ 22,267	$ 27,724	$56,332
City of Bell	$ 2,789	$ 9,960	$ 12,222	$24,971	$ 2,845	$ 9,981	$ 12,427	$25,252
City of Bell Gardens	$ 3,179	$ 11,339	$ 13,913	$28,431	$ 3,242	$ 11,362	$ 14,147	$28,750
City of Bellflower	$ 6,155	$ -	$ -	$6,155	$ 6,278	$ -	$ -	$6,278
City of Beverly Hills	$ 3,385	$ 24,296	$ 29,814	$57,495	$ 3,453	$ 24,346	$ 30,313	$58,112
City of Bradbury	$ 492	$ -	$ -	$492	$ 501	$ -	$ -	$501
City of Burbank	$ 10,296	$ 73,902	$ 90,684	$174,882	$ 10,502	$ 74,053	$ 92,203	$176,759
City of Calabasas	$ 4,463	$ -	$ -	$4,463	$ 4,553	$ -	$ -	$4,553
City of Carson	$ 9,853	$ -	$ -	$9,853	$ 10,050	$ -	$ -	$10,050
City of Cerritos	$ 5,000	$ -	$ -	$5,000	$ 5,100	$ -	$ -	$5,100
City of Claremont	$ 5,128	$ 18,519	$ 22,724	$46,371	$ 5,231	$ 18,557	$ 23,105	$46,892
City of Commerce	$ 2,226	$ -	$ -	$2,226	$ 2,270	$ -	$ -	$2,270
City of Compton	$ 8,266	$ 29,572	$ 36,288	$74,126	$ 8,431	$ 29,633	$ 36,896	$74,959
City of Covina	$ 4,534	$ 16,257	$ 19,949	$40,740	$ 4,625	$ 16,290	$ 20,283	$41,198
City of Culver City	$ 3,555	$ 25,474	$ 31,259	$60,288	$ 3,626	$ 25,526	$ 31,783	$60,935
City of Downey	$ 9,749	$ 69,788	$ 85,636	$165,173	$ 9,944	$ 69,931	$ 87,071	$166,945
City of Duarte	$ 2,142	$ -	$ -	$2,142	$ 2,185	$ -	$ -	$2,185
City of El Monte	$ 9,216	$ 32,933	$ 40,412	$82,561	$ 9,400	$ 33,001	$ 41,089	$83,490
City of El Segundo	$ 2,225	$ 16,053	$ 19,698	$37,977	$ 2,270	$ 16,086	$ 20,028	$38,384
City of Gardena	$ 4,971	$ 35,560	$ 43,635	$84,166	$ 5,070	$ 35,632	$ 44,366	$85,069
City of Glendale	$ 18,465	$ 132,457	$ 162,537	$313,459	$ 18,834	$ 132,728	$ 165,260	$316,822
City of Glendora	$ 6,331	$ 22,814	$ 27,995	$57,140	$ 6,457	$ 22,861	$ 28,464	$57,782
City of Hawaiian Gardens	$ 1,103	$ -	$ -	$1,103	$ 1,125	$ -	$ -	$1,125
City of Hawthorne	$ 6,643	$ 23,720	$ 29,107	$59,470	$ 6,776	$ 23,769	$ 29,594	$60,139
City of Hermosa Beach	$ 1,541	$ 11,004	$ 13,503	$26,048	$ 1,572	$ 11,027	$ 13,729	$26,328
City of Hidden Hills	$ 483	$ -	$ -	$483	$ 492	$ -	$ -	$492
City of Huntington Park	$ 4,306	$ 15,351	$ 18,837	$38,493	$ 4,392	$ 15,382	$ 19,153	$38,927
City of Industry	$ 2,635	$ -	$ -	$2,635	$ 2,688	$ -	$ -	$2,688
City of Inglewood	$ 8,898	$ 31,794	$ 39,014	$79,707	$ 9,076	$ 31,859	$ 39,668	$80,604
City of Irwindale	$ 2,175	$ 7,948	$ 9,753	$19,877	$ 2,219	$ 7,964	$ 9,917	$20,100
City of La Canada Flintridge	$ 3,062	$ -	$ -	$3,062	$ 3,123	$ -	$ -	$3,123
City of La Habra Heights	$ 1,669	$ 6,070	$ 7,449	$15,189	$ 1,703	$ 6,083	$ 7,574	$15,359
City of La Mirada	$ 4,750	$ -	$ -	$4,750	$ 4,845	$ -	$ -	$4,845
City of La Puente	$ 3,257	$ -	$ -	$3,257	$ 3,322	$ -	$ -	$3,322
City of La Verne	$ 3,681	$ 26,504	$ 32,523	$62,709	$ 3,755	$ 26,558	$ 33,068	$63,381
City of Lakewood	$ 7,081	$ -	$ -	$7,081	$ 7,223	$ -	$ -	$7,223
City of Lancaster	$ 30,354	$ -	$ -	$30,354	$ 30,961	$ -	$ -	$30,961

LA-RICS
May 2014

Option B - Annual Costs Distributed 50% Population/50% Geography for LMR, LTE, Baseline Admin Cost, and Hard Match	FY 2026/27				FY 2027/28			
	JPA Operations	LMR	LTE	Total	JPA Operations	LMR	LTE	Total
City of Lawndale	$ 2,486	$ -	$ -	$2,486	$ 2,535	$ -	$ -	$2,535
City of Long Beach	$ 40,290	$ 288,413	$ 353,909	$682,611	$ 41,096	$ 289,003	$ 359,837	$689,936
City of Los Angeles	$ 340,744	$ 2,447,784	$ 3,003,653	$5,792,181	$ 347,559	$ 2,452,797	$ 3,053,969	$5,854,325
City of Lynwood	$ 5,426	$ -	$ -	$5,426	$ 5,535	$ -	$ -	$5,535
City of Manhattan Beach	$ 3,057	$ 21,883	$ 26,852	$51,792	$ 3,118	$ 21,927	$ 27,302	$52,347
City of Maywood	$ 1,975	$ -	$ -	$1,975	$ 2,015	$ -	$ -	$2,015
City of Monrovia	$ 4,069	$ 29,269	$ 35,916	$69,254	$ 4,151	$ 29,329	$ 36,517	$69,997
City of Montebello	$ 5,749	$ 41,201	$ 50,558	$97,508	$ 5,864	$ 41,286	$ 51,405	$98,555
City of Monterey Park	$ 5,505	$ 39,442	$ 48,399	$93,347	$ 5,616	$ 39,523	$ 49,210	$94,349
City of Norwalk	$ 8,734	$ -	$ -	$8,734	$ 8,908	$ -	$ -	$8,908
City of Palmdale	$ 32,639	$ -	$ -	$32,639	$ 33,292	$ -	$ -	$33,292
City of Palos Verdes Estates	$ 1,881	$ 6,787	$ 8,329	$16,997	$ 1,918	$ 6,801	$ 8,468	$17,188
City of Paramount	$ 4,449	$ -	$ -	$4,449	$ 4,538	$ -	$ -	$4,538
City of Pasadena	$ 13,497	$ 96,847	$ 118,839	$229,184	$ 13,767	$ 97,045	$ 120,830	$231,643
City of Pico Rivera	$ 5,885	$ -	$ -	$5,885	$ 6,003	$ -	$ -	$6,003
City of Pomona	$ 14,366	$ 51,527	$ 63,229	$129,122	$ 14,653	$ 51,633	$ 64,288	$130,574
City of Ranchos Palos Verdes	$ 5,544	$ -	$ -	$5,544	$ 5,654	$ -	$ -	$5,654
City of Redondo Beach	$ 5,542	$ 39,628	$ 48,628	$93,798	$ 5,653	$ 39,709	$ 49,442	$94,804
City of Rolling Hills Estates	$ 1,286	$ -	$ -	$1,286	$ 1,312	$ -	$ -	$1,312
City of Rosemead	$ 4,513	$ -	$ -	$4,513	$ 4,603	$ -	$ -	$4,603
City of San Dimas	$ 5,024	$ -	$ -	$5,024	$ 5,125	$ -	$ -	$5,125
City of San Fernando	$ 2,001	$ 7,158	$ 8,783	$17,942	$ 2,041	$ 7,172	$ 8,930	$18,144
City of San Gabriel	$ 3,396	$ 24,296	$ 29,814	$57,505	$ 3,463	$ 24,346	$ 30,313	$58,122
City of San Marino	$ 1,642	$ 11,834	$ 14,522	$27,998	$ 1,675	$ 11,859	$ 14,765	$28,299
City of Santa Clarita	$ 24,368	$ -	$ -	$24,368	$ 24,855	$ -	$ -	$24,855
City of Santa Fe Springs	$ 2,957	$ 10,704	$ 13,135	$26,797	$ 3,016	$ 10,726	$ 13,355	$27,098
City of Santa Monica	$ 7,493	$ 53,584	$ 65,752	$126,828	$ 7,643	$ 53,693	$ 66,854	$128,189
City of Sierra Madre	$ 1,327	$ 9,560	$ 11,731	$22,617	$ 1,354	$ 9,579	$ 11,927	$22,860
City of Signal Hill	$ 1,173	$ 4,215	$ 5,173	$10,561	$ 1,197	$ 4,224	$ 5,259	$10,680
City of South El Monte	$ 1,882	$ -	$ -	$1,882	$ 1,919	$ -	$ -	$1,919
City of South Gate	$ 7,500	$ 26,789	$ 32,872	$67,161	$ 7,650	$ 26,844	$ 33,423	$67,917
City of South Pasadena	$ 2,351	$ 16,846	$ 20,672	$39,868	$ 2,398	$ 16,880	$ 21,018	$40,296
City of Temple City	$ 3,111	$ -	$ -	$3,111	$ 3,173	$ -	$ -	$3,173
City of Torrance	$ 13,603	$ 97,523	$ 119,669	$230,794	$ 13,875	$ 97,722	$ 121,674	$233,271
City of Vernon	$ 1,123	$ 23,106	$ 28,353	$52,583	$ 1,146	$ 23,153	$ 28,828	$53,128
City of Walnut	$ 3,803	$ -	$ -	$3,803	$ 3,879	$ -	$ -	$3,879
City of West Covina	$ 10,162	$ 72,891	$ 89,444	$172,498	$ 10,366	$ 73,041	$ 90,943	$174,349
City of Westlake Village	$ 1,712	$ -	$ -	$1,712	$ 1,746	$ -	$ -	$1,746
City of Whittier	$ 8,539	$ 30,652	$ 37,613	$76,805	$ 8,710	$ 30,715	$ 38,243	$77,669
County of Los Angeles	$ 406,447	$ 4,937,163	$ 6,058,348	$11,401,959	$ 414,576	$ 4,947,275	$ 6,159,836	$11,521,687
Inglewood Unified School District	$ 600	$ 2,131	$ 2,615	$5,346	$ 612	$ 2,135	$ 2,659	$5,406
Los Angeles Unified School District	$ 31,217	$ 221,820	$ 272,194	$525,231	$ 31,842	$ 222,275	$ 276,753	$530,870
UCLA	$ 2,122	$ 15,092	$ 18,520	$35,734	$ 2,164	$ 15,123	$ 18,830	$36,118
Total	$ 1,284,512	$ 9,407,880	$ 11,544,325	$22,236,717	$ 1,310,202	$ 9,427,148	$ 11,737,711	$22,475,061

LA-RICS
May 2014

Option B - Annual Costs Distributed 50% Population/50% Geography for LMR, LTE, Baseline Admin Cost, and Hard Match	FY 2028/29				FY 2029/30			
	JPA Operations	LMR	LTE	Total	JPA Operations	LMR	LTE	Total
City of Agoura Hills	$ 3,092	$ -	$ -	$3,092	$ 3,154	$ -	$ -	$3,154
City of Alhambra	$ 7,171	$ 49,204	$ 62,517	$118,892	$ 7,314	$ 49,309	$ 63,571	$120,194
City of Arcadia	$ 6,188	$ 42,674	$ 54,220	$103,082	$ 6,311	$ 42,765	$ 55,134	$104,211
City of Artesia	$ 1,447	$ -	$ -	$1,447	$ 1,475	$ -	$ -	$1,475
City of Avalon	$ 897	$ 6,245	$ 7,934	$15,075	$ 915	$ 6,258	$ 8,068	$15,240
City of Azusa	$ 5,188	$ 17,894	$ 22,736	$45,818	$ 5,292	$ 17,933	$ 23,119	$46,344
City of Baldwin Park	$ 6,468	$ 22,187	$ 28,190	$56,845	$ 6,597	$ 22,235	$ 28,666	$57,497
City of Bell	$ 2,902	$ 9,945	$ 12,636	$25,482	$ 2,960	$ 9,966	$ 12,849	$25,775
City of Bell Gardens	$ 3,307	$ 11,321	$ 14,384	$29,012	$ 3,373	$ 11,345	$ 14,627	$29,345
City of Bellflower	$ 6,404	$ -	$ -	$6,404	$ 6,532	$ -	$ -	$6,532
City of Beverly Hills	$ 3,522	$ 24,259	$ 30,823	$58,603	$ 3,592	$ 24,311	$ 31,342	$59,245
City of Bradbury	$ 511	$ -	$ -	$511	$ 522	$ -	$ -	$522
City of Burbank	$ 10,712	$ 73,789	$ 93,753	$178,254	$ 10,927	$ 73,946	$ 95,333	$180,206
City of Calabasas	$ 4,644	$ -	$ -	$4,644	$ 4,737	$ -	$ -	$4,737
City of Carson	$ 10,251	$ -	$ -	$10,251	$ 10,456	$ -	$ -	$10,456
City of Cerritos	$ 5,202	$ -	$ -	$5,202	$ 5,306	$ -	$ -	$5,306
City of Claremont	$ 5,335	$ 18,490	$ 23,493	$47,319	$ 5,442	$ 18,530	$ 23,889	$47,861
City of Commerce	$ 2,316	$ -	$ -	$2,316	$ 2,362	$ -	$ -	$2,362
City of Compton	$ 8,599	$ 29,527	$ 37,516	$75,642	$ 8,771	$ 29,590	$ 38,148	$76,510
City of Covina	$ 4,717	$ 16,232	$ 20,624	$41,573	$ 4,811	$ 16,267	$ 20,972	$42,050
City of Culver City	$ 3,698	$ 25,435	$ 32,317	$61,450	$ 3,772	$ 25,489	$ 32,862	$62,123
City of Downey	$ 10,142	$ 69,681	$ 88,534	$168,357	$ 10,345	$ 69,830	$ 90,027	$170,201
City of Duarte	$ 2,229	$ -	$ -	$2,229	$ 2,273	$ -	$ -	$2,273
City of El Monte	$ 9,588	$ 32,883	$ 41,780	$84,250	$ 9,780	$ 32,953	$ 42,484	$85,217
City of El Segundo	$ 2,315	$ 16,028	$ 20,365	$38,709	$ 2,362	$ 16,063	$ 20,708	$39,132
City of Gardena	$ 5,172	$ 35,505	$ 45,111	$85,788	$ 5,275	$ 35,581	$ 45,872	$86,728
City of Glendale	$ 19,211	$ 132,254	$ 168,037	$319,502	$ 19,595	$ 132,536	$ 170,870	$323,001
City of Glendora	$ 6,586	$ 22,779	$ 28,942	$58,308	$ 6,718	$ 22,828	$ 29,430	$58,976
City of Hawaiian Gardens	$ 1,147	$ -	$ -	$1,147	$ 1,170	$ -	$ -	$1,170
City of Hawthorne	$ 6,912	$ 23,684	$ 30,092	$60,687	$ 7,050	$ 23,734	$ 30,599	$61,383
City of Hermosa Beach	$ 1,603	$ 10,987	$ 13,960	$26,550	$ 1,635	$ 11,011	$ 14,195	$26,841
City of Hidden Hills	$ 502	$ -	$ -	$502	$ 512	$ -	$ -	$512
City of Huntington Park	$ 4,479	$ 15,327	$ 19,474	$39,281	$ 4,569	$ 15,360	$ 19,803	$39,732
City of Industry	$ 2,742	$ -	$ -	$2,742	$ 2,797	$ -	$ -	$2,797
City of Inglewood	$ 9,258	$ 31,745	$ 40,335	$81,338	$ 9,443	$ 31,813	$ 41,015	$82,271
City of Irwindale	$ 2,263	$ 7,936	$ 10,083	$20,282	$ 2,308	$ 7,953	$ 10,253	$20,515
City of La Canada Flintridge	$ 3,186	$ -	$ -	$3,186	$ 3,249	$ -	$ -	$3,249
City of La Habra Heights	$ 1,737	$ 6,061	$ 7,701	$15,499	$ 1,772	$ 6,074	$ 7,831	$15,676
City of La Mirada	$ 4,941	$ -	$ -	$4,941	$ 5,040	$ -	$ -	$5,040
City of La Puente	$ 3,388	$ -	$ -	$3,388	$ 3,456	$ -	$ -	$3,456
City of La Verne	$ 3,830	$ 26,463	$ 33,623	$63,917	$ 3,907	$ 26,520	$ 34,190	$64,617
City of Lakewood	$ 7,367	$ -	$ -	$7,367	$ 7,514	$ -	$ -	$7,514
City of Lancaster	$ 31,581	$ -	$ -	$31,581	$ 32,212	$ -	$ -	$32,212

LA-RICS
May 2014

Option B - Annual Costs Distributed 50% Population/50% Geography for LMR, LTE, Baseline Admin Cost, and Hard Match	FY 2028/29				FY 2029/30			
	JPA Operations	LMR	LTE	Total	JPA Operations	LMR	LTE	Total
City of Lawndale	$ 2,586	$ -	$ -	$2,586	$ 2,638	$ -	$ -	$2,638
City of Long Beach	$ 41,918	$ 287,970	$ 365,884	$695,772	$ 42,756	$ 288,585	$ 372,052	$703,393
City of Los Angeles	$ 354,510	$ 2,444,030	$ 3,105,292	$5,903,831	$ 361,600	$ 2,449,246	$ 3,157,640	$5,968,486
City of Lynwood	$ 5,645	$ -	$ -	$5,645	$ 5,758	$ -	$ -	$5,758
City of Manhattan Beach	$ 3,180	$ 21,849	$ 27,761	$52,790	$ 3,244	$ 21,896	$ 28,229	$53,368
City of Maywood	$ 2,055	$ -	$ -	$2,055	$ 2,096	$ -	$ -	$2,096
City of Monrovia	$ 4,234	$ 29,224	$ 37,131	$70,589	$ 4,318	$ 29,286	$ 37,757	$71,362
City of Montebello	$ 5,981	$ 41,138	$ 52,269	$99,388	$ 6,101	$ 41,226	$ 53,150	$100,477
City of Monterey Park	$ 5,728	$ 39,382	$ 50,037	$95,147	$ 5,842	$ 39,466	$ 50,881	$96,189
City of Norwalk	$ 9,086	$ -	$ -	$9,086	$ 9,268	$ -	$ -	$9,268
City of Palmdale	$ 33,958	$ -	$ -	$33,958	$ 34,637	$ -	$ -	$34,637
City of Palos Verdes Estates	$ 1,957	$ 6,777	$ 8,611	$17,344	$ 1,996	$ 6,792	$ 8,756	$17,543
City of Paramount	$ 4,629	$ -	$ -	$4,629	$ 4,721	$ -	$ -	$4,721
City of Pasadena	$ 14,043	$ 96,698	$ 122,861	$233,602	$ 14,324	$ 96,904	$ 124,932	$236,160
City of Pico Rivera	$ 6,123	$ -	$ -	$6,123	$ 6,245	$ -	$ -	$6,245
City of Pomona	$ 14,946	$ 51,448	$ 65,368	$131,763	$ 15,245	$ 51,558	$ 66,470	$133,274
City of Ranchos Palos Verdes	$ 5,768	$ -	$ -	$5,768	$ 5,883	$ -	$ -	$5,883
City of Redondo Beach	$ 5,766	$ 39,568	$ 50,273	$95,606	$ 5,881	$ 39,652	$ 51,121	$96,654
City of Rolling Hills Estates	$ 1,338	$ -	$ -	$1,338	$ 1,365	$ -	$ -	$1,365
City of Rosemead	$ 4,695	$ -	$ -	$4,695	$ 4,789	$ -	$ -	$4,789
City of San Dimas	$ 5,227	$ -	$ -	$5,227	$ 5,332	$ -	$ -	$5,332
City of San Fernando	$ 2,082	$ 7,147	$ 9,080	$18,309	$ 2,124	$ 7,162	$ 9,233	$18,519
City of San Gabriel	$ 3,533	$ 24,259	$ 30,822	$58,614	$ 3,603	$ 24,311	$ 31,342	$59,256
City of San Marino	$ 1,709	$ 11,816	$ 15,013	$28,538	$ 1,743	$ 11,841	$ 15,266	$28,850
City of Santa Clarita	$ 25,352	$ -	$ -	$25,352	$ 25,859	$ -	$ -	$25,859
City of Santa Fe Springs	$ 3,076	$ 10,688	$ 13,580	$27,344	$ 3,138	$ 10,711	$ 13,809	$27,658
City of Santa Monica	$ 7,795	$ 53,502	$ 67,977	$129,274	$ 7,951	$ 53,616	$ 69,123	$130,690
City of Sierra Madre	$ 1,381	$ 9,545	$ 12,127	$23,053	$ 1,408	$ 9,565	$ 12,332	$23,306
City of Signal Hill	$ 1,221	$ 4,209	$ 5,348	$10,777	$ 1,245	$ 4,218	$ 5,438	$10,901
City of South El Monte	$ 1,958	$ -	$ -	$1,958	$ 1,997	$ -	$ -	$1,997
City of South Gate	$ 7,803	$ 26,748	$ 33,985	$68,535	$ 7,959	$ 26,805	$ 34,558	$69,321
City of South Pasadena	$ 2,446	$ 16,820	$ 21,371	$40,637	$ 2,495	$ 16,856	$ 21,731	$41,082
City of Temple City	$ 3,236	$ -	$ -	$3,236	$ 3,301	$ -	$ -	$3,301
City of Torrance	$ 14,152	$ 97,373	$ 123,718	$235,244	$ 14,435	$ 97,581	$ 125,804	$237,820
City of Vernon	$ 1,169	$ 23,071	$ 29,313	$53,552	$ 1,192	$ 23,120	$ 29,807	$54,119
City of Walnut	$ 3,956	$ -	$ -	$3,956	$ 4,035	$ -	$ -	$4,035
City of West Covina	$ 10,573	$ 72,779	$ 92,471	$175,823	$ 10,784	$ 72,935	$ 94,030	$177,749
City of Westlake Village	$ 1,781	$ -	$ -	$1,781	$ 1,816	$ -	$ -	$1,816
City of Whittier	$ 8,884	$ 30,605	$ 38,886	$78,376	$ 9,062	$ 30,671	$ 39,542	$79,274
County of Los Angeles	$ 422,868	$ 4,929,592	$ 6,263,353	$11,615,813	$ 431,325	$ 4,940,112	$ 6,368,940	$11,740,377
Inglewood Unified School District	$ 624	$ 2,128	$ 2,703	$5,455	$ 637	$ 2,132	$ 2,749	$5,518
Los Angeles Unified School District	$ 32,478	$ 221,480	$ 281,404	$535,363	$ 33,128	$ 221,953	$ 286,148	$541,229
UCLA	$ 2,208	$ 15,069	$ 19,146	$36,424	$ 2,252	$ 15,101	$ 19,469	$36,823
Total	$ 1,336,406	$ 9,393,453	$ 11,934,965	$22,664,824	$ 1,363,135	$ 9,413,499	$ 12,136,164	$22,912,797

LA-RICS
May 2014

Option B - Annual Costs Distributed 50% Population/50% Geography for LMR, LTE, Baseline Admin Cost, and Hard Match	FY 2030/31				FY 2031/32			
	JPA Operations	LMR	LTE	Total	JPA Operations	LMR	LTE	Total
City of Agoura Hills	$ 3,217	$ -	$ -	$3,217	$ 3,281	$ -	$ -	$3,281
City of Alhambra	$ 7,460	$ 49,416	$ 54,824	$111,701	$ 7,609	$ 49,525	$ 55,921	$113,056
City of Arcadia	$ 6,438	$ 42,858	$ 47,548	$96,844	$ 6,566	$ 42,953	$ 48,499	$98,018
City of Artesia	$ 1,505	$ -	$ -	$1,505	$ 1,535	$ -	$ -	$1,535
City of Avalon	$ 933	$ 6,271	$ 6,958	$14,162	$ 952	$ 6,285	$ 7,097	$14,334
City of Azusa	$ 5,397	$ 17,972	$ 19,938	$43,307	$ 5,505	$ 18,011	$ 20,337	$43,854
City of Baldwin Park	$ 6,729	$ 22,283	$ 24,722	$53,733	$ 6,863	$ 22,332	$ 25,216	$54,412
City of Bell	$ 3,019	$ 9,988	$ 11,081	$24,088	$ 3,079	$ 10,010	$ 11,302	$24,392
City of Bell Gardens	$ 3,441	$ 11,370	$ 12,614	$27,425	$ 3,509	$ 11,395	$ 12,867	$27,771
City of Bellflower	$ 6,663	$ -	$ -	$6,663	$ 6,796	$ -	$ -	$6,796
City of Beverly Hills	$ 3,664	$ 24,364	$ 27,030	$55,057	$ 3,737	$ 24,417	$ 27,570	$55,725
City of Bradbury	$ 532	$ -	$ -	$532	$ 543	$ -	$ -	$543
City of Burbank	$ 11,145	$ 74,107	$ 82,217	$167,468	$ 11,368	$ 74,270	$ 83,861	$169,499
City of Calabasas	$ 4,831	$ -	$ -	$4,831	$ 4,928	$ -	$ -	$4,928
City of Carson	$ 10,665	$ -	$ -	$10,665	$ 10,878	$ -	$ -	$10,878
City of Cerritos	$ 5,412	$ -	$ -	$5,412	$ 5,520	$ -	$ -	$5,520
City of Claremont	$ 5,551	$ 18,570	$ 20,602	$44,723	$ 5,662	$ 18,611	$ 21,014	$45,287
City of Commerce	$ 2,409	$ -	$ -	$2,409	$ 2,457	$ -	$ -	$2,457
City of Compton	$ 8,947	$ 29,654	$ 32,899	$71,501	$ 9,126	$ 29,720	$ 33,557	$72,403
City of Covina	$ 4,908	$ 16,302	$ 18,086	$39,296	$ 5,006	$ 16,338	$ 18,448	$39,792
City of Culver City	$ 3,848	$ 25,545	$ 28,340	$57,733	$ 3,925	$ 25,601	$ 28,907	$58,433
City of Downey	$ 10,552	$ 69,981	$ 77,640	$158,174	$ 10,763	$ 70,136	$ 79,193	$160,092
City of Duarte	$ 2,319	$ -	$ -	$2,319	$ 2,365	$ -	$ -	$2,365
City of El Monte	$ 9,976	$ 33,024	$ 36,639	$79,639	$ 10,175	$ 33,097	$ 37,371	$80,644
City of El Segundo	$ 2,409	$ 16,097	$ 17,859	$36,365	$ 2,457	$ 16,133	$ 18,216	$36,806
City of Gardena	$ 5,381	$ 35,658	$ 39,561	$80,599	$ 5,488	$ 35,737	$ 40,352	$81,577
City of Glendale	$ 19,987	$ 132,824	$ 147,360	$300,171	$ 20,387	$ 133,118	$ 150,307	$303,812
City of Glendora	$ 6,852	$ 22,877	$ 25,381	$55,111	$ 6,990	$ 22,928	$ 25,889	$55,806
City of Hawaiian Gardens	$ 1,194	$ -	$ -	$1,194	$ 1,217	$ -	$ -	$1,217
City of Hawthorne	$ 7,191	$ 23,786	$ 26,389	$57,366	$ 7,335	$ 23,838	$ 26,917	$58,090
City of Hermosa Beach	$ 1,668	$ 11,035	$ 12,242	$24,945	$ 1,701	$ 11,059	$ 12,487	$25,247
City of Hidden Hills	$ 522	$ -	$ -	$522	$ 533	$ -	$ -	$533
City of Huntington Park	$ 4,660	$ 15,393	$ 17,078	$37,132	$ 4,754	$ 15,427	$ 17,420	$37,601
City of Industry	$ 2,853	$ -	$ -	$2,853	$ 2,910	$ -	$ -	$2,910
City of Inglewood	$ 9,632	$ 31,882	$ 35,371	$76,886	$ 9,824	$ 31,953	$ 36,079	$77,856
City of Irwindale	$ 2,355	$ 7,970	$ 8,842	$19,167	$ 2,402	$ 7,988	$ 9,019	$19,409
City of La Canada Flintridge	$ 3,314	$ -	$ -	$3,314	$ 3,381	$ -	$ -	$3,381
City of La Habra Heights	$ 1,807	$ 6,087	$ 6,753	$14,648	$ 1,843	$ 6,101	$ 6,888	$14,832
City of La Mirada	$ 5,141	$ -	$ -	$5,141	$ 5,244	$ -	$ -	$5,244
City of La Puente	$ 3,525	$ -	$ -	$3,525	$ 3,596	$ -	$ -	$3,596
City of La Verne	$ 3,985	$ 26,578	$ 29,486	$60,049	$ 4,065	$ 26,636	$ 30,076	$60,777
City of Lakewood	$ 7,665	$ -	$ -	$7,665	$ 7,818	$ -	$ -	$7,818
City of Lancaster	$ 32,856	$ -	$ -	$32,856	$ 33,514	$ -	$ -	$33,514

LA-RICS
May 2014

Option B - Annual Costs Distributed 50% Population/50% Geography for LMR, LTE, Baseline Admin Cost, and Hard Match	FY 2030/31				FY 2031/32			
	JPA Operations	LMR	LTE	Total	JPA Operations	LMR	LTE	Total
City of Lawndale	$ 2,691	$ -	$ -	$2,691	$ 2,744	$ -	$ -	$2,744
City of Long Beach	$ 43,611	$ 289,212	$ 320,862	$653,685	$ 44,483	$ 289,851	$ 327,280	$661,614
City of Los Angeles	$ 368,832	$ 2,454,566	$ 2,723,187	$5,546,585	$ 376,209	$ 2,459,992	$ 2,777,651	$5,613,852
City of Lynwood	$ 5,873	$ -	$ -	$5,873	$ 5,991	$ -	$ -	$5,991
City of Manhattan Beach	$ 3,309	$ 21,943	$ 24,345	$49,597	$ 3,375	$ 21,992	$ 24,832	$50,198
City of Maywood	$ 2,138	$ -	$ -	$2,138	$ 2,181	$ -	$ -	$2,181
City of Monrovia	$ 4,405	$ 29,350	$ 32,562	$66,317	$ 4,493	$ 29,415	$ 33,213	$67,121
City of Montebello	$ 6,223	$ 41,316	$ 45,837	$93,376	$ 6,347	$ 41,407	$ 46,754	$94,508
City of Monterey Park	$ 5,959	$ 39,552	$ 43,880	$89,391	$ 6,078	$ 39,639	$ 44,758	$90,475
City of Norwalk	$ 9,454	$ -	$ -	$9,454	$ 9,643	$ -	$ -	$9,643
City of Palmdale	$ 35,330	$ -	$ -	$35,330	$ 36,036	$ -	$ -	$36,036
City of Palos Verdes Estates	$ 2,036	$ 6,806	$ 7,551	$16,393	$ 2,076	$ 6,821	$ 7,702	$16,600
City of Paramount	$ 4,816	$ -	$ -	$4,816	$ 4,912	$ -	$ -	$4,912
City of Pasadena	$ 14,610	$ 97,115	$ 107,743	$219,468	$ 14,902	$ 97,330	$ 109,898	$222,130
City of Pico Rivera	$ 6,370	$ -	$ -	$6,370	$ 6,498	$ -	$ -	$6,498
City of Pomona	$ 15,550	$ 51,670	$ 57,325	$124,545	$ 15,861	$ 51,784	$ 58,471	$126,117
City of Ranchos Palos Verdes	$ 6,001	$ -	$ -	$6,001	$ 6,121	$ -	$ -	$6,121
City of Redondo Beach	$ 5,999	$ 39,738	$ 44,087	$89,824	$ 6,119	$ 39,826	$ 44,969	$90,913
City of Rolling Hills Estates	$ 1,392	$ -	$ -	$1,392	$ 1,420	$ -	$ -	$1,420
City of Rosemead	$ 4,885	$ -	$ -	$4,885	$ 4,983	$ -	$ -	$4,983
City of San Dimas	$ 5,439	$ -	$ -	$5,439	$ 5,547	$ -	$ -	$5,547
City of San Fernando	$ 2,166	$ 7,177	$ 7,963	$17,306	$ 2,209	$ 7,193	$ 8,122	$17,525
City of San Gabriel	$ 3,675	$ 24,363	$ 27,030	$55,069	$ 3,749	$ 24,417	$ 27,570	$55,737
City of San Marino	$ 1,778	$ 11,867	$ 13,166	$26,811	$ 1,813	$ 11,893	$ 13,429	$27,136
City of Santa Clarita	$ 26,376	$ -	$ -	$26,376	$ 26,904	$ -	$ -	$26,904
City of Santa Fe Springs	$ 3,201	$ 10,734	$ 11,909	$25,844	$ 3,265	$ 10,758	$ 12,147	$26,170
City of Santa Monica	$ 8,110	$ 53,732	$ 59,612	$121,455	$ 8,273	$ 53,851	$ 60,805	$122,928
City of Sierra Madre	$ 1,437	$ 9,586	$ 10,635	$21,658	$ 1,465	$ 9,607	$ 10,848	$21,920
City of Signal Hill	$ 1,270	$ 4,227	$ 4,690	$10,187	$ 1,295	$ 4,236	$ 4,783	$10,315
City of South El Monte	$ 2,037	$ -	$ -	$2,037	$ 2,077	$ -	$ -	$2,077
City of South Gate	$ 8,118	$ 26,863	$ 29,803	$64,784	$ 8,280	$ 26,923	$ 30,399	$65,602
City of South Pasadena	$ 2,544	$ 16,893	$ 18,741	$38,178	$ 2,595	$ 16,930	$ 19,116	$38,641
City of Temple City	$ 3,367	$ -	$ -	$3,367	$ 3,434	$ -	$ -	$3,434
City of Torrance	$ 14,724	$ 97,793	$ 108,495	$221,012	$ 15,019	$ 98,009	$ 110,665	$223,692
City of Vernon	$ 1,216	$ 23,170	$ 25,706	$50,092	$ 1,240	$ 23,221	$ 26,220	$50,682
City of Walnut	$ 4,116	$ -	$ -	$4,116	$ 4,198	$ -	$ -	$4,198
City of West Covina	$ 11,000	$ 73,093	$ 81,092	$165,186	$ 11,220	$ 73,255	$ 82,714	$167,189
City of Westlake Village	$ 1,853	$ -	$ -	$1,853	$ 1,890	$ -	$ -	$1,890
City of Whittier	$ 9,243	$ 30,737	$ 34,101	$74,082	$ 9,428	$ 30,805	$ 34,783	$75,017
County of Los Angeles	$ 439,952	$ 4,950,842	$ 5,492,651	$10,883,445	$ 448,751	$ 4,961,787	$ 5,602,504	$11,013,042
Inglewood Unified School District	$ 650	$ 2,137	$ 2,371	$5,157	$ 663	$ 2,142	$ 2,418	$5,222
Los Angeles Unified School District	$ 33,791	$ 222,435	$ 246,778	$503,003	$ 34,466	$ 222,927	$ 251,713	$509,106
UCLA	$ 2,297	$ 15,134	$ 16,791	$34,222	$ 2,343	$ 15,168	$ 17,126	$34,637
Total	$ 1,390,397	$ 9,433,946	$ 10,466,374	$21,290,718	$ 1,418,205	$ 9,454,802	$ 10,675,702	$21,548,709

LA-RICS
May 2014

Option B -Annual Hard Match Distributed by 50/50 Population & Geography	FY 2015/16	FY 2016/17	FY 2017/18	FY 2018/19	FY 2019/20	FY 2020/21	FY 2021/22	FY 2022/23
City of Agoura Hills	$0	$0	$0	$0	$0	$0	$0	$0
City of Alhambra	$9,822	$9,822	$9,822	$9,822	$9,822	$9,822	$9,822	$9,822
City of Arcadia	$8,518	$8,518	$8,518	$8,518	$8,518	$8,518	$8,518	$8,518
City of Artesia	$0	$0	$0	$0	$0	$0	$0	$0
City of Avalon	$1,246	$1,246	$1,246	$1,246	$1,246	$1,246	$1,246	$1,246
City of Azusa	$3,572	$3,572	$3,572	$3,572	$3,572	$3,572	$3,572	$3,572
City of Baldwin Park	$4,429	$4,429	$4,429	$4,429	$4,429	$4,429	$4,429	$4,429
City of Bell	$1,985	$1,985	$1,985	$1,985	$1,985	$1,985	$1,985	$1,985
City of Bell Gardens	$2,260	$2,260	$2,260	$2,260	$2,260	$2,260	$2,260	$2,260
City of Bellflower	$0	$0	$0	$0	$0	$0	$0	$0
City of Beverly Hills	$4,842	$4,842	$4,842	$4,842	$4,842	$4,842	$4,842	$4,842
City of Bradbury	$0	$0	$0	$0	$0	$0	$0	$0
City of Burbank	$14,729	$14,729	$14,729	$14,729	$14,729	$14,729	$14,729	$14,729
City of Calabasas	$0	$0	$0	$0	$0	$0	$0	$0
City of Carson	$0	$0	$0	$0	$0	$0	$0	$0
City of Cerritos	$0	$0	$0	$0	$0	$0	$0	$0
City of Claremont	$3,691	$3,691	$3,691	$3,691	$3,691	$3,691	$3,691	$3,691
City of Commerce	$0	$0	$0	$0	$0	$0	$0	$0
City of Compton	$5,894	$5,894	$5,894	$5,894	$5,894	$5,894	$5,894	$5,894
City of Covina	$3,240	$3,240	$3,240	$3,240	$3,240	$3,240	$3,240	$3,240
City of Culver City	$5,077	$5,077	$5,077	$5,077	$5,077	$5,077	$5,077	$5,077
City of Downey	$13,909	$13,909	$13,909	$13,909	$13,909	$13,909	$13,909	$13,909
City of Duarte	$0	$0	$0	$0	$0	$0	$0	$0
City of El Monte	$6,564	$6,564	$6,564	$6,564	$6,564	$6,564	$6,564	$6,564
City of El Segundo	$3,199	$3,199	$3,199	$3,199	$3,199	$3,199	$3,199	$3,199
City of Gardena	$7,087	$7,087	$7,087	$7,087	$7,087	$7,087	$7,087	$7,087
City of Glendale	$26,399	$26,399	$26,399	$26,399	$26,399	$26,399	$26,399	$26,399
City of Glendora	$4,547	$4,547	$4,547	$4,547	$4,547	$4,547	$4,547	$4,547
City of Hawaiian Gardens	$0	$0	$0	$0	$0	$0	$0	$0
City of Hawthorne	$4,727	$4,727	$4,727	$4,727	$4,727	$4,727	$4,727	$4,727
City of Hermosa Beach	$2,193	$2,193	$2,193	$2,193	$2,193	$2,193	$2,193	$2,193
City of Hidden Hills	$0	$0	$0	$0	$0	$0	$0	$0
City of Huntington Park	$3,059	$3,059	$3,059	$3,059	$3,059	$3,059	$3,059	$3,059
City of Industry	$0	$0	$0	$0	$0	$0	$0	$0
City of Inglewood	$6,337	$6,337	$6,337	$6,337	$6,337	$6,337	$6,337	$6,337
City of Irwindale	$1,584	$1,584	$1,584	$1,584	$1,584	$1,584	$1,584	$1,584
City of La Canada Flintridge	$0	$0	$0	$0	$0	$0	$0	$0
City of La Habra Heights	$1,210	$1,210	$1,210	$1,210	$1,210	$1,210	$1,210	$1,210
City of La Mirada	$0	$0	$0	$0	$0	$0	$0	$0
City of La Puente	$0	$0	$0	$0	$0	$0	$0	$0
City of La Verne	$5,282	$5,282	$5,282	$5,282	$5,282	$5,282	$5,282	$5,282
City of Lakewood	$0	$0	$0	$0	$0	$0	$0	$0
City of Lancaster	$0	$0	$0	$0	$0	$0	$0	$0
City of Lawndale	$0	$0	$0	$0	$0	$0	$0	$0
City of Long Beach	$57,481	$57,481	$57,481	$57,481	$57,481	$57,481	$57,481	$57,481

LA-RICS
May 2014

Option B -Annual Hard Match Distributed by 50/50 Population & Geography	FY 2015/16	FY 2016/17	FY 2017/18	FY 2018/19	FY 2019/20	FY 2020/21	FY 2021/22	FY 2022/23
City of Los Angeles	$487,849	$487,849	$487,849	$487,849	$487,849	$487,849	$487,849	$487,849
City of Lynwood	$0	$0	$0	$0	$0	$0	$0	$0
City of Manhattan Beach	$4,361	$4,361	$4,361	$4,361	$4,361	$4,361	$4,361	$4,361
City of Maywood	$0	$0	$0	$0	$0	$0	$0	$0
City of Monrovia	$5,833	$5,833	$5,833	$5,833	$5,833	$5,833	$5,833	$5,833
City of Montebello	$8,212	$8,212	$8,212	$8,212	$8,212	$8,212	$8,212	$8,212
City of Monterey Park	$7,861	$7,861	$7,861	$7,861	$7,861	$7,861	$7,861	$7,861
City of Norwalk	$0	$0	$0	$0	$0	$0	$0	$0
City of Palmdale	$0	$0	$0	$0	$0	$0	$0	$0
City of Palos Verdes Estates	$1,353	$1,353	$1,353	$1,353	$1,353	$1,353	$1,353	$1,353
City of Paramount	$0	$0	$0	$0	$0	$0	$0	$0
City of Pasadena	$19,302	$19,302	$19,302	$19,302	$19,302	$19,302	$19,302	$19,302
City of Pico Rivera	$0	$0	$0	$0	$0	$0	$0	$0
City of Pomona	$10,269	$10,269	$10,269	$10,269	$10,269	$10,269	$10,269	$10,269
City of Ranchos Palos Verdes	$0	$0	$0	$0	$0	$0	$0	$0
City of Redondo Beach	$7,898	$7,898	$7,898	$7,898	$7,898	$7,898	$7,898	$7,898
City of Rolling Hills Estates	$0	$0	$0	$0	$0	$0	$0	$0
City of Rosemead	$0	$0	$0	$0	$0	$0	$0	$0
City of San Dimas	$0	$0	$0	$0	$0	$0	$0	$0
City of San Fernando	$1,427	$1,427	$1,427	$1,427	$1,427	$1,427	$1,427	$1,427
City of San Gabriel	$4,842	$4,842	$4,842	$4,842	$4,842	$4,842	$4,842	$4,842
City of San Marino	$2,359	$2,359	$2,359	$2,359	$2,359	$2,359	$2,359	$2,359
City of Santa Clarita	$0	$0	$0	$0	$0	$0	$0	$0
City of Santa Fe Springs	$2,133	$2,133	$2,133	$2,133	$2,133	$2,133	$2,133	$2,133
City of Santa Monica	$10,679	$10,679	$10,679	$10,679	$10,679	$10,679	$10,679	$10,679
City of Sierra Madre	$1,905	$1,905	$1,905	$1,905	$1,905	$1,905	$1,905	$1,905
City of Signal Hill	$840	$840	$840	$840	$840	$840	$840	$840
City of South El Monte	$0	$0	$0	$0	$0	$0	$0	$0
City of South Gate	$5,339	$5,339	$5,339	$5,339	$5,339	$5,339	$5,339	$5,339
City of South Pasadena	$3,357	$3,357	$3,357	$3,357	$3,357	$3,357	$3,357	$3,357
City of Temple City	$0	$0	$0	$0	$0	$0	$0	$0
City of Torrance	$19,436	$19,436	$19,436	$19,436	$19,436	$19,436	$19,436	$19,436
City of Vernon	$4,605	$4,605	$4,605	$4,605	$4,605	$4,605	$4,605	$4,605
City of Walnut	$0	$0	$0	$0	$0	$0	$0	$0
City of West Covina	$14,527	$14,527	$14,527	$14,527	$14,527	$14,527	$14,527	$14,527
City of Westlake Village	$0	$0	$0	$0	$0	$0	$0	$0
City of Whittier	$6,109	$6,109	$6,109	$6,109	$6,109	$6,109	$6,109	$6,109
County of Los Angeles	$983,988	$983,988	$983,988	$983,988	$983,988	$983,988	$983,988	$983,988
Inglewood Unified School District	$425	$425	$425	$425	$425	$425	$425	$425
Los Angeles Unified School District	$44,209	$44,209	$44,209	$44,209	$44,209	$44,209	$44,209	$44,209
UCLA	$3,008	$3,008	$3,008	$3,008	$3,008	$3,008	$3,008	$3,008
Total	$1,875,012	$1,875,012	$1,875,012	$1,875,012	$1,875,012	$1,875,012	$1,875,012	$1,875,012

LA-RICS
May 2014

Option B -Annual Hard Match Distributed by 50/50 Population & Geography	FY 2023/24	FY 2024/25	FY 2025/26	FY 2026/27	FY 2027/28	FY 2028/29	FY 2029/30	FY 2030/31	FY 2031/32
City of Agoura Hills	$0	$0	$0	$0	$0	$0	$0	$0	$0
City of Alhambra	$9,822	$9,822	$9,822	$9,822	$9,822	$9,822	$9,822	$0	$0
City of Arcadia	$8,518	$8,518	$8,518	$8,518	$8,518	$8,518	$8,518	$0	$0
City of Artesia	$0	$0	$0	$0	$0	$0	$0	$0	$0
City of Avalon	$1,246	$1,246	$1,246	$1,246	$1,246	$1,246	$1,246	$0	$0
City of Azusa	$3,572	$3,572	$3,572	$3,572	$3,572	$3,572	$3,572	$0	$0
City of Baldwin Park	$4,429	$4,429	$4,429	$4,429	$4,429	$4,429	$4,429	$0	$0
City of Bell	$1,985	$1,985	$1,985	$1,985	$1,985	$1,985	$1,985	$0	$0
City of Bell Gardens	$2,260	$2,260	$2,260	$2,260	$2,260	$2,260	$2,260	$0	$0
City of Bellflower	$0	$0	$0	$0	$0	$0	$0	$0	$0
City of Beverly Hills	$4,842	$4,842	$4,842	$4,842	$4,842	$4,842	$4,842	$0	$0
City of Bradbury	$0	$0	$0	$0	$0	$0	$0	$0	$0
City of Burbank	$14,729	$14,729	$14,729	$14,729	$14,729	$14,729	$14,729	$0	$0
City of Calabasas	$0	$0	$0	$0	$0	$0	$0	$0	$0
City of Carson	$0	$0	$0	$0	$0	$0	$0	$0	$0
City of Cerritos	$0	$0	$0	$0	$0	$0	$0	$0	$0
City of Claremont	$3,691	$3,691	$3,691	$3,691	$3,691	$3,691	$3,691	$0	$0
City of Commerce	$0	$0	$0	$0	$0	$0	$0	$0	$0
City of Compton	$5,894	$5,894	$5,894	$5,894	$5,894	$5,894	$5,894	$0	$0
City of Covina	$3,240	$3,240	$3,240	$3,240	$3,240	$3,240	$3,240	$0	$0
City of Culver City	$5,077	$5,077	$5,077	$5,077	$5,077	$5,077	$5,077	$0	$0
City of Downey	$13,909	$13,909	$13,909	$13,909	$13,909	$13,909	$13,909	$0	$0
City of Duarte	$0	$0	$0	$0	$0	$0	$0	$0	$0
City of El Monte	$6,564	$6,564	$6,564	$6,564	$6,564	$6,564	$6,564	$0	$0
City of El Segundo	$3,199	$3,199	$3,199	$3,199	$3,199	$3,199	$3,199	$0	$0
City of Gardena	$7,087	$7,087	$7,087	$7,087	$7,087	$7,087	$7,087	$0	$0
City of Glendale	$26,399	$26,399	$26,399	$26,399	$26,399	$26,399	$26,399	$0	$0
City of Glendora	$4,547	$4,547	$4,547	$4,547	$4,547	$4,547	$4,547	$0	$0
City of Hawaiian Gardens	$0	$0	$0	$0	$0	$0	$0	$0	$0
City of Hawthorne	$4,727	$4,727	$4,727	$4,727	$4,727	$4,727	$4,727	$0	$0
City of Hermosa Beach	$2,193	$2,193	$2,193	$2,193	$2,193	$2,193	$2,193	$0	$0
City of Hidden Hills	$0	$0	$0	$0	$0	$0	$0	$0	$0
City of Huntington Park	$3,059	$3,059	$3,059	$3,059	$3,059	$3,059	$3,059	$0	$0
City of Industry	$0	$0	$0	$0	$0	$0	$0	$0	$0
City of Inglewood	$6,337	$6,337	$6,337	$6,337	$6,337	$6,337	$6,337	$0	$0
City of Irwindale	$1,584	$1,584	$1,584	$1,584	$1,584	$1,584	$1,584	$0	$0
City of La Canada Flintridge	$0	$0	$0	$0	$0	$0	$0	$0	$0
City of La Habra Heights	$1,210	$1,210	$1,210	$1,210	$1,210	$1,210	$1,210	$0	$0
City of La Mirada	$0	$0	$0	$0	$0	$0	$0	$0	$0
City of La Puente	$0	$0	$0	$0	$0	$0	$0	$0	$0
City of La Verne	$5,282	$5,282	$5,282	$5,282	$5,282	$5,282	$5,282	$0	$0
City of Lakewood	$0	$0	$0	$0	$0	$0	$0	$0	$0
City of Lancaster	$0	$0	$0	$0	$0	$0	$0	$0	$0
City of Lawndale	$0	$0	$0	$0	$0	$0	$0	$0	$0
City of Long Beach	$57,481	$57,481	$57,481	$57,481	$57,481	$57,481	$57,481	$0	$0

Option A & B Comparison

AGENDA ITEM 5 - ATTACHMENT B

LA-RICS
May 2014

Option A: Annual Costs Distributed by Average Daily Radios (LMR) and High Speed Units (LTE); Baseline Admin Cost Distributed by 50% Population/50% Geography; Hard Match Distributed by 50% Population/50% Geography
Option B: Annual Costs Distributed 50% Population/50% Geography for LMR, LTE, Baseline Admin Cost, and Hard Match

	Option A FY 2015/16				Option B FY 2015/16			
	JPA Operations	LMR	LTE	Total	JPA Operations	LMR	LTE	Total
City of Agoura Hills	$ 2,390	$ -	$ -	$ 2,390	$ 2,390	$ -	$ -	$ 2,390
City of Alhambra	$ 5,543	$ -	$ 15,669	$ 21,212	$ 5,543	$ -	$ 13,880	$ 19,423
City of Arcadia	$ 4,783	$ -	$ 12,173	$ 16,956	$ 4,783	$ -	$ 12,038	$ 16,821
City of Artesia	$ 1,118	$ -	$ -	$ 1,118	$ 1,118	$ -	$ -	$ 1,118
City of Avalon	$ 693	$ -	$ 1,343	$ 2,036	$ 693	$ -	$ 1,762	$ 2,455
City of Azusa	$ 4,010	$ -	$ 6,495	$ 10,506	$ 4,010	$ -	$ 5,048	$ 9,058
City of Baldwin Park	$ 5,000	$ -	$ 9,771	$ 14,771	$ 5,000	$ -	$ 6,259	$ 11,258
City of Bell	$ 2,243	$ -	$ 3,447	$ 5,690	$ 2,243	$ -	$ 2,805	$ 5,049
City of Bell Gardens	$ 2,556	$ -	$ 7,741	$ 10,298	$ 2,556	$ -	$ 3,194	$ 5,750
City of Bellflower	$ 4,950	$ -	$ -	$ 4,950	$ 4,950	$ -	$ -	$ 4,950
City of Beverly Hills	$ 2,722	$ -	$ 9,593	$ 12,315	$ 2,722	$ -	$ 6,843	$ 9,566
City of Bradbury	$ 395	$ -	$ -	$ 395	$ 395	$ -	$ -	$ 395
City of Burbank	$ 8,281	$ -	$ 58,582	$ 66,863	$ 8,281	$ -	$ 20,815	$ 29,096
City of Calabasas	$ 3,590	$ -	$ -	$ 3,590	$ 3,590	$ -	$ -	$ 3,590
City of Carson	$ 7,924	$ -	$ 731	$ 8,655	$ 7,924	$ -	$ -	$ 7,924
City of Cerritos	$ 4,021	$ -	$ -	$ 4,021	$ 4,021	$ -	$ -	$ 4,021
City of Claremont	$ 4,124	$ -	$ 5,006	$ 9,131	$ 4,124	$ -	$ 5,216	$ 9,340
City of Commerce	$ 1,790	$ -	$ -	$ 1,790	$ 1,790	$ -	$ -	$ 1,790
City of Compton	$ 6,648	$ -	$ 7,136	$ 13,784	$ 6,648	$ -	$ 8,329	$ 14,977
City of Covina	$ 3,646	$ -	$ 5,798	$ 9,445	$ 3,646	$ -	$ 4,579	$ 8,225
City of Culver City	$ 2,859	$ -	$ 8,658	$ 11,517	$ 2,859	$ -	$ 7,175	$ 10,034
City of Downey	$ 7,840	$ -	$ 36,566	$ 44,407	$ 7,840	$ -	$ 19,657	$ 27,497
City of Duarte	$ 1,723	$ -	$ 731	$ 2,454	$ 1,723	$ -	$ -	$ 1,723
City of El Monte	$ 7,412	$ -	$ 9,341	$ 16,753	$ 7,412	$ -	$ 9,276	$ 16,688
City of El Segundo	$ 1,790	$ -	$ 4,398	$ 6,188	$ 1,790	$ -	$ 4,521	$ 6,311
City of Gardena	$ 3,998	$ -	$ 32,741	$ 36,739	$ 3,998	$ -	$ 10,016	$ 14,014
City of Glendale	$ 14,851	$ -	$ 27,715	$ 42,565	$ 14,851	$ -	$ 37,308	$ 52,158
City of Glendora	$ 5,092	$ -	$ 8,095	$ 13,187	$ 5,092	$ -	$ 6,426	$ 11,517
City of Hawaiian Gardens	$ 887	$ -	$ -	$ 887	$ 887	$ -	$ -	$ 887
City of Hawthorne	$ 5,343	$ -	$ 10,794	$ 16,137	$ 5,343	$ -	$ 6,681	$ 12,024
City of Hermosa Beach	$ 1,239	$ -	$ 3,655	$ 4,894	$ 1,239	$ -	$ 3,099	$ 4,339
City of Hidden Hills	$ 388	$ -	$ -	$ 388	$ 388	$ -	$ -	$ 388
City of Huntington Park	$ 3,463	$ -	$ 6,860	$ 10,323	$ 3,463	$ -	$ 4,324	$ 7,787
City of Industry	$ 2,120	$ -	$ -	$ 2,120	$ 2,120	$ -	$ -	$ 2,120
City of Inglewood	$ 7,157	$ -	$ 6,337	$ 13,493	$ 7,157	$ -	$ 8,955	$ 16,112
City of Irwindale	$ 1,750	$ -	$ 1,684	$ 3,433	$ 1,750	$ -	$ 2,239	$ 3,988
City of La Canada Flintridge	$ 2,463	$ -	$ 73	$ 2,536	$ 2,463	$ -	$ -	$ 2,463
City of La Habra Heights	$ 1,343	$ -	$ 1,278	$ 2,621	$ 1,343	$ -	$ 1,710	$ 3,052
City of La Mirada	$ 3,820	$ -	$ -	$ 3,820	$ 3,820	$ -	$ -	$ 3,820
City of La Puente	$ 2,619	$ -	$ -	$ 2,619	$ 2,619	$ -	$ -	$ 2,619
City of La Verne	$ 2,961	$ -	$ 5,282	$ 8,243	$ 2,961	$ -	$ 7,465	$ 10,426
City of Lakewood	$ 5,695	$ -	$ -	$ 5,695	$ 5,695	$ -	$ -	$ 5,695
City of Lancaster	$ 24,413	$ -	$ -	$ 24,413	$ 24,413	$ -	$ -	$ 24,413
City of Lawndale	$ 1,999	$ -	$ -	$ 1,999	$ 1,999	$ -	$ -	$ 1,999
City of Long Beach	$ 32,404	$ -	$ 90,006	$ 122,409	$ 32,404	$ -	$ 81,234	$ 113,638
City of Los Angeles	$ 274,048	$ -	$ 721,733	$ 995,780	$ 274,048	$ -	$ 689,444	$ 963,491

LA-RICS
May 2014

Option A: Annual Costs Distributed by Average Daily Radios (LMR) and High Speed Units (LTE); Baseline Admin Cost Distributed by 50% Population/50% Geography; Hard Match Distributed by 50% Population/50% Geography
Option B: Annual Costs Distributed 50% Population/50% Geography for LMR, LTE, Baseline Admin Cost, and Hard Match

	Option A FY 2015/16				Option B FY 2015/16			
	JPA Operations	LMR	LTE	Total	JPA Operations	LMR	LTE	Total
City of Lynwood	$ 4,364	$ -	$ -	$ 4,364	$ 4,364	$ -	$ -	$ 4,364
City of Manhattan Beach	$ 2,459	$ -	$ 8,235	$ 10,693	$ 2,459	$ -	$ 6,163	$ 8,622
City of Maywood	$ 1,589	$ -	$ -	$ 1,589	$ 1,589	$ -	$ -	$ 1,589
City of Monrovia	$ 3,273	$ -	$ 9,122	$ 12,395	$ 3,273	$ -	$ 8,244	$ 11,517
City of Montebello	$ 4,624	$ -	$ 12,717	$ 17,340	$ 4,624	$ -	$ 11,605	$ 16,229
City of Monterey Park	$ 4,428	$ -	$ 9,323	$ 13,751	$ 4,428	$ -	$ 11,109	$ 15,537
City of Norwalk	$ 7,024	$ -	$ -	$ 7,024	$ 7,024	$ -	$ -	$ 7,024
City of Palmdale	$ 26,251	$ -	$ -	$ 26,251	$ 26,251	$ -	$ -	$ 26,251
City of Palos Verdes Estates	$ 1,513	$ -	$ 2,305	$ 3,818	$ 1,513	$ -	$ 1,912	$ 3,424
City of Paramount	$ 3,578	$ -	$ -	$ 3,578	$ 3,578	$ -	$ -	$ 3,578
City of Pasadena	$ 10,856	$ -	$ 25,660	$ 36,516	$ 10,856	$ -	$ 27,278	$ 38,133
City of Pico Rivera	$ 4,733	$ -	$ -	$ 4,733	$ 4,733	$ -	$ -	$ 4,733
City of Pomona	$ 11,554	$ -	$ 17,578	$ 29,132	$ 11,554	$ -	$ 14,513	$ 26,067
City of Ranchos Palos Verdes	$ 4,459	$ -	$ -	$ 4,459	$ 4,459	$ -	$ -	$ 4,459
City of Redondo Beach	$ 4,457	$ -	$ 10,968	$ 15,425	$ 4,457	$ -	$ 11,162	$ 15,619
City of Rolling Hills Estates	$ 1,034	$ -	$ -	$ 1,034	$ 1,034	$ -	$ -	$ 1,034
City of Rosemead	$ 3,630	$ -	$ -	$ 3,630	$ 3,630	$ -	$ -	$ 3,630
City of San Dimas	$ 4,041	$ -	$ -	$ 4,041	$ 4,041	$ -	$ -	$ 4,041
City of San Fernando	$ 1,609	$ -	$ 2,596	$ 4,205	$ 1,609	$ -	$ 2,016	$ 3,625
City of San Gabriel	$ 2,731	$ -	$ 8,497	$ 11,228	$ 2,731	$ -	$ 6,843	$ 9,574
City of San Marino	$ 1,321	$ -	$ 4,186	$ 5,507	$ 1,321	$ -	$ 3,333	$ 4,654
City of Santa Clarita	$ 19,598	$ -	$ -	$ 19,598	$ 19,598	$ -	$ -	$ 19,598
City of Santa Fe Springs	$ 2,378	$ -	$ 5,422	$ 7,801	$ 2,378	$ -	$ 3,015	$ 5,393
City of Santa Monica	$ 6,026	$ -	$ 17,988	$ 24,014	$ 6,026	$ -	$ 15,092	$ 21,118
City of Sierra Madre	$ 1,067	$ -	$ 2,636	$ 3,703	$ 1,067	$ -	$ 2,693	$ 3,760
City of Signal Hill	$ 944	$ -	$ 1,644	$ 2,588	$ 944	$ -	$ 1,187	$ 2,131
City of South El Monte	$ 1,513	$ -	$ -	$ 1,513	$ 1,513	$ -	$ -	$ 1,513
City of South Gate	$ 6,032	$ -	$ 11,186	$ 17,218	$ 6,032	$ -	$ 7,545	$ 13,577
City of South Pasadena	$ 1,891	$ -	$ 6,135	$ 8,025	$ 1,891	$ -	$ 4,745	$ 6,635
City of Temple City	$ 2,502	$ -	$ -	$ 2,502	$ 2,502	$ -	$ -	$ 2,502
City of Torrance	$ 10,940	$ -	$ 27,403	$ 38,343	$ 10,940	$ -	$ 27,468	$ 38,408
City of Vernon	$ 903	$ -	$ 7,163	$ 8,067	$ 903	$ -	$ 6,508	$ 7,412
City of Walnut	$ 3,058	$ -	$ -	$ 3,058	$ 3,058	$ -	$ -	$ 3,058
City of West Covina	$ 8,173	$ -	$ 22,176	$ 30,349	$ 8,173	$ -	$ 20,531	$ 28,704
City of Westlake Village	$ 1,377	$ -	$ -	$ 1,377	$ 1,377	$ -	$ -	$ 1,377
City of Whittier	$ 6,868	$ -	$ 8,960	$ 15,827	$ 6,868	$ -	$ 8,634	$ 15,501
County of Los Angeles	$ 326,891	$ -	$ 1,221,526	$ 1,548,417	$ 326,891	$ -	$ 1,390,603	$ 1,717,494
Inglewood Unified School District	$ 483	$ -	$ 1,085	$ 1,568	$ 483	$ -	$ 600	$ 1,083
Los Angeles Unified School District	$ 25,107	$ -	$ 81,631	$ 106,738	$ 25,107	$ -	$ 62,478	$ 87,585
UCLA	$ 1,707	$ -	$ 4,250	$ 5,957	$ 1,707	$ -	$ 4,251	$ 5,958
Total	$ 1,033,086	$ -	$ 2,649,827	$ 3,682,912	$ 1,033,086	$ -	$ 2,649,827	$ 3,682,912

LA-RICS
May 2014

Option A: Annual Costs Distributed by Average Daily Radios (LMR) and High Speed Units (LTE); Baseline Admin Cost Distributed by 50% Population/50% Geography; Hard Match Distributed by 50% Population/50% Geography
Option B: Annual Costs Distributed 50% Population/50% Geography for LMR, LTE, Baseline Admin Cost, and Hard Match

	Option A FY 2016/17				Option B FY 2016/17			
	JPA Operations	LMR	LTE	Total	JPA Operations	LMR	LTE	Total
City of Agoura Hills	$ 2,438	$ -	$ -	$ 2,438	$ 2,438	$ -	$ -	$ 2,438
City of Alhambra	$ 5,654	$ -	$ 66,157	$ 71,811	$ 5,654	$ -	$ 48,925	$ 54,579
City of Arcadia	$ 4,879	$ -	$ 43,728	$ 48,607	$ 4,879	$ -	$ 42,432	$ 47,311
City of Artesia	$ 1,141	$ -	$ -	$ 1,141	$ 1,141	$ -	$ -	$ 1,141
City of Avalon	$ 707	$ -	$ 2,179	$ 2,886	$ 707	$ -	$ 6,209	$ 6,916
City of Azusa	$ 4,091	$ -	$ 31,740	$ 35,830	$ 4,091	$ -	$ 17,793	$ 21,884
City of Baldwin Park	$ 5,100	$ -	$ 55,903	$ 61,003	$ 5,100	$ -	$ 22,062	$ 27,161
City of Bell	$ 2,288	$ -	$ 16,069	$ 18,357	$ 2,288	$ -	$ 9,889	$ 12,177
City of Bell Gardens	$ 2,608	$ -	$ 55,074	$ 57,682	$ 2,608	$ -	$ 11,257	$ 13,865
City of Bellflower	$ 5,049	$ -	$ -	$ 5,049	$ 5,049	$ -	$ -	$ 5,049
City of Beverly Hills	$ 2,777	$ -	$ 50,615	$ 53,392	$ 2,777	$ -	$ 24,121	$ 26,898
City of Bradbury	$ 403	$ -	$ -	$ 403	$ 403	$ -	$ -	$ 403
City of Burbank	$ 8,447	$ -	$ 437,246	$ 445,692	$ 8,447	$ -	$ 73,370	$ 81,817
City of Calabasas	$ 3,662	$ -	$ -	$ 3,662	$ 3,662	$ -	$ -	$ 3,662
City of Carson	$ 8,083	$ -	$ 7,042	$ 15,125	$ 8,083	$ -	$ -	$ 8,083
City of Cerritos	$ 4,102	$ -	$ -	$ 4,102	$ 4,102	$ -	$ -	$ 4,102
City of Claremont	$ 4,207	$ -	$ 16,366	$ 20,573	$ 4,207	$ -	$ 18,385	$ 22,592
City of Commerce	$ 1,826	$ -	$ -	$ 1,826	$ 1,826	$ -	$ -	$ 1,826
City of Compton	$ 6,781	$ -	$ 17,865	$ 24,646	$ 6,781	$ -	$ 29,359	$ 36,140
City of Covina	$ 3,719	$ -	$ 27,887	$ 31,606	$ 3,719	$ -	$ 16,140	$ 19,860
City of Culver City	$ 2,916	$ -	$ 39,583	$ 42,499	$ 2,916	$ -	$ 25,291	$ 28,207
City of Downey	$ 7,997	$ -	$ 232,209	$ 240,207	$ 7,997	$ -	$ 69,286	$ 77,283
City of Duarte	$ 1,757	$ -	$ 7,042	$ 8,799	$ 1,757	$ -	$ -	$ 1,757
City of El Monte	$ 7,560	$ -	$ 33,323	$ 40,883	$ 7,560	$ -	$ 32,696	$ 40,256
City of El Segundo	$ 1,826	$ -	$ 14,745	$ 16,571	$ 1,826	$ -	$ 15,937	$ 17,763
City of Gardena	$ 4,078	$ -	$ 254,260	$ 258,337	$ 4,078	$ -	$ 35,304	$ 39,382
City of Glendale	$ 15,148	$ -	$ 39,075	$ 54,222	$ 15,148	$ -	$ 131,504	$ 146,652
City of Glendora	$ 5,193	$ -	$ 38,733	$ 43,926	$ 5,193	$ -	$ 22,650	$ 27,843
City of Hawaiian Gardens	$ 905	$ -	$ -	$ 905	$ 905	$ -	$ -	$ 905
City of Hawthorne	$ 5,450	$ -	$ 63,176	$ 68,626	$ 5,450	$ -	$ 23,550	$ 28,999
City of Hermosa Beach	$ 1,264	$ -	$ 16,277	$ 17,541	$ 1,264	$ -	$ 10,925	$ 12,189
City of Hidden Hills	$ 396	$ -	$ -	$ 396	$ 396	$ -	$ -	$ 396
City of Huntington Park	$ 3,532	$ -	$ 39,678	$ 43,210	$ 3,532	$ -	$ 15,240	$ 18,772
City of Industry	$ 2,162	$ -	$ -	$ 2,162	$ 2,162	$ -	$ -	$ 2,162
City of Inglewood	$ 7,300	$ -	$ 6,337	$ 13,636	$ 7,300	$ -	$ 31,565	$ 38,865
City of Irwindale	$ 1,784	$ -	$ 2,545	$ 4,330	$ 1,784	$ -	$ 7,891	$ 9,676
City of La Canada Flintridge	$ 2,512	$ -	$ 704	$ 3,216	$ 2,512	$ -	$ -	$ 2,512
City of La Habra Heights	$ 1,369	$ -	$ 1,870	$ 3,239	$ 1,369	$ -	$ 6,027	$ 7,396
City of La Mirada	$ 3,896	$ -	$ -	$ 3,896	$ 3,896	$ -	$ -	$ 3,896
City of La Puente	$ 2,672	$ -	$ -	$ 2,672	$ 2,672	$ -	$ -	$ 2,672
City of La Verne	$ 3,020	$ -	$ 5,282	$ 8,302	$ 3,020	$ -	$ 26,313	$ 29,333
City of Lakewood	$ 5,809	$ -	$ -	$ 5,809	$ 5,809	$ -	$ -	$ 5,809
City of Lancaster	$ 24,901	$ -	$ -	$ 24,901	$ 24,901	$ -	$ -	$ 24,901
City of Lawndale	$ 2,039	$ -	$ -	$ 2,039	$ 2,039	$ -	$ -	$ 2,039
City of Long Beach	$ 33,052	$ -	$ 370,848	$ 403,900	$ 33,052	$ -	$ 286,338	$ 319,389
City of Los Angeles	$ 279,529	$ -	$ 2,741,272	$ 3,020,801	$ 279,529	$ -	$ 2,430,172	$ 2,709,700

LA-RICS
May 2014

Option A: Annual Costs Distributed by Average Daily Radios (LMR) and High Speed Units (LTE); Baseline Admin Cost Distributed by 50% Population/50% Geography; Hard Match Distributed by 50% Population/50% Geography
Option B: Annual Costs Distributed 50% Population/50% Geography for LMR, LTE, Baseline Admin Cost, and Hard Match

	Option A FY 2016/17				Option B FY 2016/17			
	JPA Operations	LMR	LTE	Total	JPA Operations	LMR	LTE	Total
City of Lynwood	$ 4,451	$ -	$ -	$ 4,451	$ 4,451	$ -	$ -	$ 4,451
City of Manhattan Beach	$ 2,508	$ -	$ 41,684	$ 44,191	$ 2,508	$ -	$ 21,725	$ 24,233
City of Maywood	$ 1,621	$ -	$ -	$ 1,621	$ 1,621	$ -	$ -	$ 1,621
City of Monrovia	$ 3,338	$ -	$ 37,522	$ 40,860	$ 3,338	$ -	$ 29,058	$ 32,397
City of Montebello	$ 4,716	$ -	$ 51,616	$ 56,333	$ 4,716	$ -	$ 40,905	$ 45,621
City of Monterey Park	$ 4,516	$ -	$ 21,945	$ 26,461	$ 4,516	$ -	$ 39,159	$ 43,675
City of Norwalk	$ 7,165	$ -	$ -	$ 7,165	$ 7,165	$ -	$ -	$ 7,165
City of Palmdale	$ 26,776	$ -	$ -	$ 26,776	$ 26,776	$ -	$ -	$ 26,776
City of Palos Verdes Estates	$ 1,543	$ -	$ 10,528	$ 12,070	$ 1,543	$ -	$ 6,739	$ 8,281
City of Paramount	$ 3,650	$ -	$ -	$ 3,650	$ 3,650	$ -	$ -	$ 3,650
City of Pasadena	$ 11,073	$ -	$ 80,567	$ 91,639	$ 11,073	$ -	$ 96,150	$ 107,222
City of Pico Rivera	$ 4,828	$ -	$ -	$ 4,828	$ 4,828	$ -	$ -	$ 4,828
City of Pomona	$ 11,785	$ -	$ 80,689	$ 92,474	$ 11,785	$ -	$ 51,156	$ 62,942
City of Ranchos Palos Verdes	$ 4,548	$ -	$ -	$ 4,548	$ 4,548	$ -	$ -	$ 4,548
City of Redondo Beach	$ 4,546	$ -	$ 37,474	$ 42,020	$ 4,546	$ -	$ 39,343	$ 43,889
City of Rolling Hills Estates	$ 1,055	$ -	$ -	$ 1,055	$ 1,055	$ -	$ -	$ 1,055
City of Rosemead	$ 3,702	$ -	$ -	$ 3,702	$ 3,702	$ -	$ -	$ 3,702
City of San Dimas	$ 4,122	$ -	$ -	$ 4,122	$ 4,122	$ -	$ -	$ 4,122
City of San Fernando	$ 1,642	$ -	$ 12,694	$ 14,335	$ 1,642	$ -	$ 7,106	$ 8,748
City of San Gabriel	$ 2,786	$ -	$ 40,052	$ 42,838	$ 2,786	$ -	$ 24,121	$ 26,907
City of San Marino	$ 1,347	$ -	$ 19,963	$ 21,311	$ 1,347	$ -	$ 11,749	$ 13,096
City of Santa Clarita	$ 19,990	$ -	$ -	$ 19,990	$ 19,990	$ -	$ -	$ 19,990
City of Santa Fe Springs	$ 2,426	$ -	$ 33,822	$ 36,248	$ 2,426	$ -	$ 10,627	$ 13,053
City of Santa Monica	$ 6,147	$ -	$ 81,099	$ 87,245	$ 6,147	$ -	$ 53,198	$ 59,345
City of Sierra Madre	$ 1,089	$ -	$ 8,947	$ 10,036	$ 1,089	$ -	$ 9,491	$ 10,580
City of Signal Hill	$ 962	$ -	$ 8,586	$ 9,549	$ 962	$ -	$ 4,185	$ 5,147
City of South El Monte	$ 1,544	$ -	$ -	$ 1,544	$ 1,544	$ -	$ -	$ 1,544
City of South Gate	$ 6,152	$ -	$ 61,675	$ 67,827	$ 6,152	$ -	$ 26,596	$ 32,748
City of South Pasadena	$ 1,928	$ -	$ 30,117	$ 32,045	$ 1,928	$ -	$ 16,725	$ 18,653
City of Temple City	$ 2,552	$ -	$ -	$ 2,552	$ 2,552	$ -	$ -	$ 2,552
City of Torrance	$ 11,159	$ -	$ 96,194	$ 107,353	$ 11,159	$ -	$ 96,821	$ 107,980
City of Vernon	$ 922	$ -	$ 29,252	$ 30,173	$ 922	$ -	$ 22,940	$ 23,861
City of Walnut	$ 3,119	$ -	$ -	$ 3,119	$ 3,119	$ -	$ -	$ 3,119
City of West Covina	$ 8,337	$ -	$ 88,216	$ 96,553	$ 8,337	$ -	$ 72,367	$ 80,704
City of Westlake Village	$ 1,404	$ -	$ -	$ 1,404	$ 1,404	$ -	$ -	$ 1,404
City of Whittier	$ 7,005	$ -	$ 33,573	$ 40,578	$ 7,005	$ -	$ 30,432	$ 37,437
County of Los Angeles	$ 333,428	$ -	$ 3,272,621	$ 3,606,050	$ 333,428	$ -	$ 4,901,640	$ 5,235,069
Inglewood Unified School District	$ 492	$ -	$ 6,789	$ 7,281	$ 492	$ -	$ 2,116	$ 2,608
Los Angeles Unified School District	$ 25,609	$ -	$ 404,757	$ 430,366	$ 25,609	$ -	$ 220,224	$ 245,833
UCLA	$ 1,741	$ -	$ 14,979	$ 16,720	$ 1,741	$ -	$ 14,984	$ 16,725
Total	$ 1,053,747	$ -	$ 9,340,190	$ 10,393,937	$ 1,053,747	$ -	$ 9,340,190	$ 10,393,937

AGENDA ITEM 5 - ATTACHMENT B

LA-RICS
May 2014

Option A: Annual Costs Distributed by Average Daily Radios (LMR) and High Speed Units (LTE); Baseline Admin Cost Distributed by 50% Population/50% Geography; Hard Match Distributed by 50% Population/50% Geography
Option B: Annual Costs Distributed 50% Population/50% Geography for LMR, LTE, Baseline Admin Cost, and Hard Match

	Option A FY 2017/18				Option B FY 2017/18			
	JPA Operations	LMR	LTE	Total	JPA Operations	LMR	LTE	Total
City of Agoura Hills	$ 2,487	$ -	$ -	$ 2,487	$ 2,487	$ -	$ -	$ 2,487
City of Alhambra	$ 5,767	$ 2,458	$ 67,855	$ 76,080	$ 5,767	$ 4,223	$ 50,103	$ 60,093
City of Arcadia	$ 4,977	$ 4,477	$ 44,789	$ 54,243	$ 4,977	$ 3,662	$ 43,454	$ 52,093
City of Artesia	$ 1,163	$ -	$ -	$ 1,163	$ 1,163	$ -	$ -	$ 1,163
City of Avalon	$ 721	$ 117	$ 2,207	$ 3,045	$ 721	$ 536	$ 6,359	$ 7,616
City of Azusa	$ 4,172	$ 1,196	$ 32,588	$ 37,957	$ 4,172	$ 1,536	$ 18,222	$ 23,930
City of Baldwin Park	$ 5,202	$ 1,945	$ 57,454	$ 64,601	$ 5,202	$ 1,904	$ 22,593	$ 29,698
City of Bell	$ 2,334	$ 369	$ 16,493	$ 19,196	$ 2,334	$ 853	$ 10,127	$ 13,314
City of Bell Gardens	$ 2,660	$ 1,622	$ 56,666	$ 60,948	$ 2,660	$ 972	$ 11,528	$ 15,159
City of Bellflower	$ 5,150	$ 1,229	$ -	$ 6,380	$ 5,150	$ -	$ -	$ 5,150
City of Beverly Hills	$ 2,832	$ 9,759	$ 51,994	$ 64,586	$ 2,832	$ 2,082	$ 24,702	$ 29,617
City of Bradbury	$ 411	$ -	$ -	$ 411	$ 411	$ -	$ -	$ 411
City of Burbank	$ 8,615	$ 23,796	$ 449,976	$ 482,387	$ 8,615	$ 6,332	$ 75,137	$ 90,085
City of Calabasas	$ 3,735	$ -	$ -	$ 3,735	$ 3,735	$ -	$ -	$ 3,735
City of Carson	$ 8,244	$ 492	$ 7,254	$ 15,990	$ 8,244	$ -	$ -	$ 8,244
City of Cerritos	$ 4,184	$ -	$ -	$ 4,184	$ 4,184	$ -	$ -	$ 4,184
City of Claremont	$ 4,291	$ 983	$ 16,748	$ 22,023	$ 4,291	$ 1,587	$ 18,828	$ 24,706
City of Commerce	$ 1,862	$ -	$ -	$ 1,862	$ 1,862	$ -	$ -	$ 1,862
City of Compton	$ 6,916	$ 1,500	$ 18,226	$ 26,642	$ 6,916	$ 2,534	$ 30,066	$ 39,517
City of Covina	$ 3,794	$ 1,500	$ 28,630	$ 33,923	$ 3,794	$ 1,393	$ 16,529	$ 21,716
City of Culver City	$ 2,974	$ 10,079	$ 40,622	$ 53,675	$ 2,974	$ 2,183	$ 25,900	$ 31,057
City of Downey	$ 8,157	$ 5,654	$ 238,787	$ 252,598	$ 8,157	$ 5,980	$ 70,954	$ 85,091
City of Duarte	$ 1,792	$ 1,106	$ 7,254	$ 10,153	$ 1,792	$ -	$ -	$ 1,792
City of El Monte	$ 7,711	$ 860	$ 34,129	$ 42,701	$ 7,711	$ 2,822	$ 33,484	$ 44,017
City of El Segundo	$ 1,862	$ 1,324	$ 15,093	$ 18,279	$ 1,862	$ 1,375	$ 16,321	$ 19,559
City of Gardena	$ 4,159	$ 3,564	$ 261,707	$ 269,431	$ 4,159	$ 3,047	$ 36,154	$ 43,360
City of Glendale	$ 15,450	$ 27,139	$ 39,456	$ 82,046	$ 15,450	$ 11,350	$ 134,671	$ 161,471
City of Glendora	$ 5,297	$ 1,292	$ 39,763	$ 46,352	$ 5,297	$ 1,955	$ 23,195	$ 30,447
City of Hawaiian Gardens	$ 923	$ -	$ -	$ 923	$ 923	$ -	$ -	$ 923
City of Hawthorne	$ 5,559	$ 2,188	$ 64,937	$ 72,683	$ 5,559	$ 2,032	$ 24,117	$ 31,708
City of Hermosa Beach	$ 1,289	$ 565	$ 16,701	$ 18,556	$ 1,289	$ 943	$ 11,188	$ 13,420
City of Hidden Hills	$ 404	$ -	$ -	$ 404	$ 404	$ -	$ -	$ 404
City of Huntington Park	$ 3,603	$ 1,032	$ 40,781	$ 45,416	$ 3,603	$ 1,315	$ 15,607	$ 20,525
City of Industry	$ 2,205	$ -	$ -	$ 2,205	$ 2,205	$ -	$ -	$ 2,205
City of Inglewood	$ 7,446	$ 1,672	$ 6,337	$ 15,454	$ 7,446	$ 2,724	$ 32,326	$ 42,496
City of Irwindale	$ 1,820	$ 36	$ 2,574	$ 4,431	$ 1,820	$ 681	$ 8,081	$ 10,582
City of La Canada Flintridge	$ 2,562	$ -	$ 725	$ 3,287	$ 2,562	$ -	$ -	$ 2,562
City of La Habra Heights	$ 1,397	$ 83	$ 1,890	$ 3,369	$ 1,397	$ 520	$ 6,172	$ 8,089
City of La Mirada	$ 3,974	$ -	$ -	$ 3,974	$ 3,974	$ -	$ -	$ 3,974
City of La Puente	$ 2,725	$ -	$ -	$ 2,725	$ 2,725	$ -	$ -	$ 2,725
City of La Verne	$ 3,080	$ 983	$ 5,282	$ 9,346	$ 3,080	$ 2,271	$ 26,947	$ 32,299
City of Lakewood	$ 5,925	$ -	$ -	$ 5,925	$ 5,925	$ -	$ -	$ 5,925
City of Lancaster	$ 25,399	$ -	$ -	$ 25,399	$ 25,399	$ -	$ -	$ 25,399
City of Lawndale	$ 2,080	$ -	$ -	$ 2,080	$ 2,080	$ -	$ -	$ 2,080
City of Long Beach	$ 33,713	$ 27,870	$ 380,290	$ 441,873	$ 33,713	$ 24,713	$ 293,233	$ 351,659
City of Los Angeles	$ 285,119	$ 329,401	$ 2,809,168	$ 3,423,688	$ 285,119	$ 209,739	$ 2,488,694	$ 2,983,552

LA-RICS
May 2014

Option A: Annual Costs Distributed by Average Daily Radios (LMR) and High Speed Units (LTE); Baseline Admin Cost Distributed by 50% Population/50% Geography; Hard Match Distributed by 50% Population/50% Geography
Option B: Annual Costs Distributed 50% Population/50% Geography for LMR, LTE, Baseline Admin Cost, and Hard Match

	Option A FY 2017/18				Option B FY 2017/18			
	JPA Operations	LMR	LTE	Total	JPA Operations	LMR	LTE	Total
City of Lynwood	$ 4,540	$ -	$ -	$ 4,540	$ 4,540	$ -	$ -	$ 4,540
City of Manhattan Beach	$ 2,558	$ 2,557	$ 42,808	$ 47,923	$ 2,558	$ 1,875	$ 22,248	$ 26,681
City of Maywood	$ 1,653	$ -	$ -	$ 1,653	$ 1,653	$ -	$ -	$ 1,653
City of Monrovia	$ 3,405	$ 4,843	$ 38,477	$ 46,725	$ 3,405	$ 2,508	$ 29,758	$ 35,671
City of Montebello	$ 4,811	$ 4,977	$ 52,924	$ 62,712	$ 4,811	$ 3,530	$ 41,890	$ 50,231
City of Monterey Park	$ 4,607	$ 1,352	$ 22,369	$ 28,328	$ 4,607	$ 3,380	$ 40,102	$ 48,088
City of Norwalk	$ 7,308	$ -	$ -	$ 7,308	$ 7,308	$ -	$ -	$ 7,308
City of Palmdale	$ 27,311	$ -	$ -	$ 27,311	$ 27,311	$ -	$ -	$ 27,311
City of Palos Verdes Estates	$ 1,574	$ 347	$ 10,804	$ 12,724	$ 1,574	$ 582	$ 6,901	$ 9,056
City of Paramount	$ 3,723	$ -	$ -	$ 3,723	$ 3,723	$ -	$ -	$ 3,723
City of Pasadena	$ 11,294	$ 14,749	$ 82,413	$ 108,456	$ 11,294	$ 8,298	$ 98,465	$ 118,058
City of Pico Rivera	$ 4,924	$ -	$ -	$ 4,924	$ 4,924	$ -	$ -	$ 4,924
City of Pomona	$ 12,021	$ 4,867	$ 82,811	$ 99,699	$ 12,021	$ 4,415	$ 52,388	$ 68,824
City of Ranchos Palos Verdes	$ 4,639	$ -	$ -	$ 4,639	$ 4,639	$ -	$ -	$ 4,639
City of Redondo Beach	$ 4,637	$ 4,302	$ 38,365	$ 47,304	$ 4,637	$ 3,396	$ 40,291	$ 48,323
City of Rolling Hills Estates	$ 1,076	$ -	$ -	$ 1,076	$ 1,076	$ -	$ -	$ 1,076
City of Rosemead	$ 3,776	$ -	$ -	$ 3,776	$ 3,776	$ -	$ -	$ 3,776
City of San Dimas	$ 4,204	$ -	$ -	$ 4,204	$ 4,204	$ -	$ -	$ 4,204
City of San Fernando	$ 1,674	$ 615	$ 13,033	$ 15,322	$ 1,674	$ 613	$ 7,277	$ 9,565
City of San Gabriel	$ 2,841	$ 1,032	$ 41,113	$ 44,987	$ 2,841	$ 2,082	$ 24,702	$ 29,625
City of San Marino	$ 1,374	$ 418	$ 20,494	$ 22,286	$ 1,374	$ 1,014	$ 12,032	$ 14,420
City of Santa Clarita	$ 20,390	$ -	$ -	$ 20,390	$ 20,390	$ -	$ -	$ 20,390
City of Santa Fe Springs	$ 2,474	$ 1,500	$ 34,777	$ 38,751	$ 2,474	$ 917	$ 10,883	$ 14,275
City of Santa Monica	$ 6,270	$ 25,197	$ 83,221	$ 114,687	$ 6,270	$ 4,591	$ 54,479	$ 65,340
City of Sierra Madre	$ 1,110	$ 615	$ 9,159	$ 10,884	$ 1,110	$ 819	$ 9,719	$ 11,649
City of Signal Hill	$ 982	$ 320	$ 8,820	$ 10,121	$ 982	$ 361	$ 4,286	$ 5,629
City of South El Monte	$ 1,574	$ 221	$ -	$ 1,796	$ 1,574	$ -	$ -	$ 1,574
City of South Gate	$ 6,275	$ 2,458	$ 63,372	$ 72,106	$ 6,275	$ 2,295	$ 27,237	$ 35,807
City of South Pasadena	$ 1,967	$ 1,573	$ 30,923	$ 34,463	$ 1,967	$ 1,443	$ 17,128	$ 20,538
City of Temple City	$ 2,603	$ -	$ -	$ 2,603	$ 2,603	$ -	$ -	$ 2,603
City of Torrance	$ 11,382	$ 25,025	$ 98,506	$ 134,913	$ 11,382	$ 8,356	$ 99,152	$ 118,891
City of Vernon	$ 940	$ 1,352	$ 29,995	$ 32,287	$ 940	$ 1,980	$ 23,492	$ 26,412
City of Walnut	$ 3,182	$ -	$ -	$ 3,182	$ 3,182	$ -	$ -	$ 3,182
City of West Covina	$ 8,503	$ 8,450	$ 90,437	$ 107,390	$ 8,503	$ 6,246	$ 74,110	$ 88,859
City of Westlake Village	$ 1,432	$ -	$ -	$ 1,432	$ 1,432	$ -	$ -	$ 1,432
City of Whittier	$ 7,145	$ 2,360	$ 34,400	$ 43,905	$ 7,145	$ 2,626	$ 31,165	$ 40,937
County of Los Angeles	$ 340,097	$ 201,303	$ 3,341,578	$ 3,882,978	$ 340,097	$ 423,042	$ 5,019,679	$ 5,782,818
Inglewood Unified School District	$ 502	$ 240	$ 6,980	$ 7,723	$ 502	$ 183	$ 2,167	$ 2,851
Los Angeles Unified School District	$ 26,121	$ 13,274	$ 415,620	$ 455,016	$ 26,121	$ 19,007	$ 225,528	$ 270,656
UCLA	$ 1,776	$ 15,880	$ 15,340	$ 32,996	$ 1,776	$ 1,293	$ 15,345	$ 18,414
Total	$ 1,074,822	$ 806,117	$ 9,565,115	$ 11,446,054	$ 1,074,822	$ 806,117	$ 9,565,115	$ 11,446,054

AGENDA ITEM 5 - ATTACHMENT B

LA-RICS
May 2014

Option A: Annual Costs Distributed by Average Daily Radios (LMR) and High Speed Units (LTE); Baseline Admin Cost Distributed by 50% Population/50% Geography; Hard Match Distributed by 50% Population/50% Geography
Option B: Annual Costs Distributed 50% Population/50% Geography for LMR, LTE, Baseline Admin Cost, and Hard Match

	Option A FY 2018/19				Option B FY 2018/19			
	JPA Operations	LMR	LTE	Total	JPA Operations	LMR	LTE	Total
City of Agoura Hills	$ 2,536	$ -	$ -	$ 2,536	$ 2,536	$ -	$ -	$ 2,536
City of Alhambra	$ 5,882	$ 14,739	$ 69,346	$ 89,967	$ 5,882	$ 25,318	$ 51,138	$ 82,338
City of Arcadia	$ 5,076	$ 26,846	$ 45,721	$ 77,643	$ 5,076	$ 21,958	$ 44,352	$ 71,385
City of Artesia	$ 1,187	$ -	$ -	$ 1,187	$ 1,187	$ -	$ -	$ 1,187
City of Avalon	$ 736	$ 700	$ 2,232	$ 3,668	$ 736	$ 3,213	$ 6,490	$ 10,439
City of Azusa	$ 4,256	$ 7,170	$ 33,334	$ 44,760	$ 4,256	$ 9,207	$ 18,598	$ 32,061
City of Baldwin Park	$ 5,306	$ 11,664	$ 58,817	$ 75,786	$ 5,306	$ 11,416	$ 23,060	$ 39,782
City of Bell	$ 2,380	$ 2,211	$ 16,866	$ 21,458	$ 2,380	$ 5,117	$ 10,336	$ 17,833
City of Bell Gardens	$ 2,713	$ 9,728	$ 58,064	$ 70,505	$ 2,713	$ 5,825	$ 11,766	$ 20,304
City of Bellflower	$ 5,253	$ 7,370	$ -	$ 12,623	$ 5,253	$ -	$ -	$ 5,253
City of Beverly Hills	$ 2,889	$ 58,514	$ 53,206	$ 114,609	$ 2,889	$ 12,482	$ 25,213	$ 40,584
City of Bradbury	$ 419	$ -	$ -	$ 419	$ 419	$ -	$ -	$ 419
City of Burbank	$ 8,788	$ 142,674	$ 461,162	$ 612,623	$ 8,788	$ 37,967	$ 76,689	$ 123,445
City of Calabasas	$ 3,810	$ -	$ -	$ 3,810	$ 3,810	$ -	$ -	$ 3,810
City of Carson	$ 8,409	$ 2,948	$ 7,441	$ 18,798	$ 8,409	$ -	$ -	$ 8,409
City of Cerritos	$ 4,267	$ -	$ -	$ 4,267	$ 4,267	$ -	$ -	$ 4,267
City of Claremont	$ 4,377	$ 5,896	$ 17,084	$ 27,356	$ 4,377	$ 9,514	$ 19,217	$ 33,108
City of Commerce	$ 1,900	$ -	$ -	$ 1,900	$ 1,900	$ -	$ -	$ 1,900
City of Compton	$ 7,055	$ 8,991	$ 18,543	$ 34,588	$ 7,055	$ 15,193	$ 30,688	$ 52,935
City of Covina	$ 3,870	$ 8,991	$ 29,282	$ 42,142	$ 3,870	$ 8,352	$ 16,870	$ 29,092
City of Culver City	$ 3,034	$ 60,430	$ 41,536	$ 105,000	$ 3,034	$ 13,087	$ 26,435	$ 42,556
City of Downey	$ 8,320	$ 33,900	$ 244,566	$ 286,786	$ 8,320	$ 35,854	$ 72,420	$ 116,595
City of Duarte	$ 1,828	$ 6,633	$ 7,441	$ 15,901	$ 1,828	$ -	$ -	$ 1,828
City of El Monte	$ 7,866	$ 5,159	$ 34,838	$ 47,862	$ 7,866	$ 16,920	$ 34,175	$ 58,961
City of El Segundo	$ 1,899	$ 7,938	$ 15,399	$ 25,236	$ 1,899	$ 8,247	$ 16,658	$ 26,805
City of Gardena	$ 4,243	$ 21,372	$ 268,250	$ 293,865	$ 4,243	$ 18,269	$ 36,901	$ 59,413
City of Glendale	$ 15,759	$ 162,719	$ 39,792	$ 218,270	$ 15,759	$ 68,050	$ 137,453	$ 221,263
City of Glendora	$ 5,403	$ 7,746	$ 40,668	$ 53,817	$ 5,403	$ 11,721	$ 23,675	$ 40,799
City of Hawaiian Gardens	$ 941	$ -	$ -	$ 941	$ 941	$ -	$ -	$ 941
City of Hawthorne	$ 5,670	$ 13,118	$ 66,484	$ 85,272	$ 5,670	$ 12,186	$ 24,615	$ 42,471
City of Hermosa Beach	$ 1,315	$ 3,390	$ 17,074	$ 21,779	$ 1,315	$ 5,653	$ 11,419	$ 18,388
City of Hidden Hills	$ 412	$ -	$ -	$ 412	$ 412	$ -	$ -	$ 412
City of Huntington Park	$ 3,675	$ 6,190	$ 41,750	$ 51,615	$ 3,675	$ 7,887	$ 15,930	$ 27,491
City of Industry	$ 2,249	$ -	$ -	$ 2,249	$ 2,249	$ -	$ -	$ 2,249
City of Inglewood	$ 7,595	$ 10,023	$ 6,337	$ 23,954	$ 7,595	$ 16,334	$ 32,993	$ 56,922
City of Irwindale	$ 1,857	$ 218	$ 2,600	$ 4,674	$ 1,857	$ 4,083	$ 8,248	$ 14,188
City of La Canada Flintridge	$ 2,613	$ -	$ 744	$ 3,357	$ 2,613	$ -	$ -	$ 2,613
City of La Habra Heights	$ 1,425	$ 496	$ 1,907	$ 3,828	$ 1,425	$ 3,119	$ 6,299	$ 10,843
City of La Mirada	$ 4,054	$ -	$ -	$ 4,054	$ 4,054	$ -	$ -	$ 4,054
City of La Puente	$ 2,780	$ -	$ -	$ 2,780	$ 2,780	$ -	$ -	$ 2,780
City of La Verne	$ 3,142	$ 5,896	$ 5,282	$ 14,320	$ 3,142	$ 13,617	$ 27,504	$ 44,263
City of Lakewood	$ 6,044	$ -	$ -	$ 6,044	$ 6,044	$ -	$ -	$ 6,044
City of Lancaster	$ 25,907	$ -	$ -	$ 25,907	$ 25,907	$ -	$ -	$ 25,907
City of Lawndale	$ 2,122	$ -	$ -	$ 2,122	$ 2,122	$ -	$ -	$ 2,122
City of Long Beach	$ 34,387	$ 167,103	$ 388,586	$ 590,076	$ 34,387	$ 148,173	$ 299,292	$ 481,852
City of Los Angeles	$ 290,822	$ 1,975,027	$ 2,868,825	$ 5,134,673	$ 290,822	$ 1,257,557	$ 2,540,114	$ 4,088,493

AGENDA ITEM 5 - ATTACHMENT B

LA-RICS
May 2014

Option A: Annual Costs Distributed by Average Daily Radios (LMR) and High Speed Units (LTE); Baseline Admin Cost Distributed by 50% Population/50% Geography; Hard Match Distributed by 50% Population/50% Geography
Option B: Annual Costs Distributed 50% Population/50% Geography for LMR, LTE, Baseline Admin Cost, and Hard Match

	Option A FY 2018/19				Option B FY 2018/19			
	JPA Operations	LMR	LTE	Total	JPA Operations	LMR	LTE	Total
City of Lynwood	$ 4,631	$ -	$ -	$ 4,631	$ 4,631	$ -	$ -	$ 4,631
City of Manhattan Beach	$ 2,609	$ 15,329	$ 43,796	$ 61,734	$ 2,609	$ 11,242	$ 22,708	$ 36,559
City of Maywood	$ 1,686	$ -	$ -	$ 1,686	$ 1,686	$ -	$ -	$ 1,686
City of Monrovia	$ 3,473	$ 29,036	$ 39,316	$ 71,825	$ 3,473	$ 15,037	$ 30,373	$ 48,883
City of Montebello	$ 4,907	$ 29,842	$ 54,073	$ 88,822	$ 4,907	$ 21,167	$ 42,756	$ 68,830
City of Monterey Park	$ 4,699	$ 8,106	$ 22,742	$ 35,547	$ 4,699	$ 20,264	$ 40,930	$ 65,893
City of Norwalk	$ 7,454	$ -	$ -	$ 7,454	$ 7,454	$ -	$ -	$ 7,454
City of Palmdale	$ 27,857	$ -	$ -	$ 27,857	$ 27,857	$ -	$ -	$ 27,857
City of Palos Verdes Estates	$ 1,605	$ 2,079	$ 11,047	$ 14,731	$ 1,605	$ 3,487	$ 7,043	$ 12,136
City of Paramount	$ 3,797	$ -	$ -	$ 3,797	$ 3,797	$ -	$ -	$ 3,797
City of Pasadena	$ 11,520	$ 88,434	$ 84,035	$ 183,989	$ 11,520	$ 49,755	$ 100,500	$ 161,775
City of Pico Rivera	$ 5,023	$ -	$ -	$ 5,023	$ 5,023	$ -	$ -	$ 5,023
City of Pomona	$ 12,261	$ 29,183	$ 84,675	$ 126,120	$ 12,261	$ 26,472	$ 53,471	$ 92,204
City of Ranchos Palos Verdes	$ 4,731	$ -	$ -	$ 4,731	$ 4,731	$ -	$ -	$ 4,731
City of Redondo Beach	$ 4,730	$ 25,793	$ 39,148	$ 69,671	$ 4,730	$ 20,359	$ 41,123	$ 66,212
City of Rolling Hills Estates	$ 1,098	$ -	$ -	$ 1,098	$ 1,098	$ -	$ -	$ 1,098
City of Rosemead	$ 3,852	$ -	$ -	$ 3,852	$ 3,852	$ -	$ -	$ 3,852
City of San Dimas	$ 4,288	$ -	$ -	$ 4,288	$ 4,288	$ -	$ -	$ 4,288
City of San Fernando	$ 1,708	$ 3,685	$ 13,331	$ 18,724	$ 1,708	$ 3,677	$ 7,428	$ 12,813
City of San Gabriel	$ 2,898	$ 6,190	$ 42,045	$ 51,133	$ 2,898	$ 12,482	$ 25,213	$ 40,593
City of San Marino	$ 1,402	$ 2,506	$ 20,960	$ 24,867	$ 1,402	$ 6,080	$ 12,281	$ 19,762
City of Santa Clarita	$ 20,798	$ -	$ -	$ 20,798	$ 20,798	$ -	$ -	$ 20,798
City of Santa Fe Springs	$ 2,524	$ 8,991	$ 35,616	$ 47,130	$ 2,524	$ 5,499	$ 11,108	$ 19,131
City of Santa Monica	$ 6,395	$ 151,075	$ 85,085	$ 242,555	$ 6,395	$ 27,529	$ 55,605	$ 89,529
City of Sierra Madre	$ 1,133	$ 3,685	$ 9,346	$ 14,163	$ 1,133	$ 4,911	$ 9,920	$ 15,964
City of Signal Hill	$ 1,001	$ 1,916	$ 9,025	$ 11,942	$ 1,001	$ 2,166	$ 4,374	$ 7,541
City of South El Monte	$ 1,606	$ 1,327	$ -	$ 2,932	$ 1,606	$ -	$ -	$ 1,606
City of South Gate	$ 6,401	$ 14,739	$ 64,863	$ 86,003	$ 6,401	$ 13,763	$ 27,799	$ 47,963
City of South Pasadena	$ 2,006	$ 9,433	$ 31,632	$ 43,071	$ 2,006	$ 8,655	$ 17,481	$ 28,142
City of Temple City	$ 2,655	$ -	$ -	$ 2,655	$ 2,655	$ -	$ -	$ 2,655
City of Torrance	$ 11,610	$ 150,043	$ 100,538	$ 262,191	$ 11,610	$ 50,103	$ 101,201	$ 162,913
City of Vernon	$ 959	$ 8,106	$ 30,647	$ 39,712	$ 959	$ 11,871	$ 23,978	$ 36,807
City of Walnut	$ 3,245	$ -	$ -	$ 3,245	$ 3,245	$ -	$ -	$ 3,245
City of West Covina	$ 8,674	$ 50,663	$ 92,387	$ 151,724	$ 8,674	$ 37,448	$ 75,641	$ 121,762
City of Westlake Village	$ 1,461	$ -	$ -	$ 1,461	$ 1,461	$ -	$ -	$ 1,461
City of Whittier	$ 7,288	$ 14,149	$ 35,127	$ 56,565	$ 7,288	$ 15,748	$ 31,809	$ 54,845
County of Los Angeles	$ 346,899	$ 1,206,977	$ 3,402,166	$ 4,956,042	$ 346,899	$ 2,536,484	$ 5,123,394	$ 8,006,776
Inglewood Unified School District	$ 512	$ 1,442	$ 7,149	$ 9,103	$ 512	$ 1,095	$ 2,211	$ 3,818
Los Angeles Unified School District	$ 26,644	$ 79,591	$ 425,165	$ 531,400	$ 26,644	$ 113,961	$ 230,187	$ 370,792
UCLA	$ 1,811	$ 95,214	$ 15,657	$ 112,682	$ 1,811	$ 7,754	$ 15,662	$ 25,227
Total	$ 1,096,319	$ 4,833,329	$ 9,762,746	$ 15,692,394	$ 1,096,319	$ 4,833,329	$ 9,762,746	$ 15,692,394

LA-RICS
May 2014

Option A: Annual Costs Distributed by Average Daily Radios (LMR) and High Speed Units (LTE); Baseline Admin Cost Distributed by 50% Population/50% Geography; Hard Match Distributed by 50% Population/50% Geography
Option B: Annual Costs Distributed 50% Population/50% Geography for LMR, LTE, Baseline Admin Cost, and Hard Match

	Option A FY 2019/20				Option B FY 2019/20			
	JPA Operations	LMR	LTE	Total	JPA Operations	LMR	LTE	Total
City of Agoura Hills	$ 2,587	$ -	$ -	$ 2,587	$ 2,587	$ -	$ -	$ 2,587
City of Alhambra	$ 6,000	$ 14,464	$ 73,584	$ 94,048	$ 6,000	$ 24,845	$ 54,080	$ 84,925
City of Arcadia	$ 5,178	$ 26,345	$ 48,370	$ 79,892	$ 5,178	$ 21,548	$ 46,903	$ 73,628
City of Artesia	$ 1,210	$ -	$ -	$ 1,210	$ 1,210	$ -	$ -	$ 1,210
City of Avalon	$ 750	$ 687	$ 2,302	$ 3,739	$ 750	$ 3,153	$ 6,863	$ 10,767
City of Azusa	$ 4,341	$ 7,037	$ 35,453	$ 46,831	$ 4,341	$ 9,036	$ 19,668	$ 33,044
City of Baldwin Park	$ 5,412	$ 11,446	$ 62,690	$ 79,547	$ 5,412	$ 11,203	$ 24,386	$ 41,001
City of Bell	$ 2,428	$ 2,170	$ 17,926	$ 22,523	$ 2,428	$ 5,022	$ 10,931	$ 18,380
City of Bell Gardens	$ 2,767	$ 9,546	$ 62,037	$ 74,351	$ 2,767	$ 5,716	$ 12,443	$ 20,927
City of Bellflower	$ 5,359	$ 7,232	$ -	$ 12,590	$ 5,359	$ -	$ -	$ 5,359
City of Beverly Hills	$ 2,947	$ 57,421	$ 56,650	$ 117,018	$ 2,947	$ 12,249	$ 26,663	$ 41,859
City of Bradbury	$ 428	$ -	$ -	$ 428	$ 428	$ -	$ -	$ 428
City of Burbank	$ 8,964	$ 140,009	$ 492,950	$ 641,923	$ 8,964	$ 37,258	$ 81,101	$ 127,323
City of Calabasas	$ 3,886	$ -	$ -	$ 3,886	$ 3,886	$ -	$ -	$ 3,886
City of Carson	$ 8,578	$ 2,893	$ 7,970	$ 19,441	$ 8,578	$ -	$ -	$ 8,578
City of Cerritos	$ 4,353	$ -	$ -	$ 4,353	$ 4,353	$ -	$ -	$ 4,353
City of Claremont	$ 4,464	$ 5,786	$ 18,037	$ 28,287	$ 4,464	$ 9,336	$ 20,323	$ 34,124
City of Commerce	$ 1,938	$ -	$ -	$ 1,938	$ 1,938	$ -	$ -	$ 1,938
City of Compton	$ 7,196	$ 8,823	$ 19,443	$ 35,462	$ 7,196	$ 14,909	$ 32,453	$ 54,558
City of Covina	$ 3,947	$ 8,823	$ 31,136	$ 43,906	$ 3,947	$ 8,196	$ 17,841	$ 29,984
City of Culver City	$ 3,095	$ 59,302	$ 44,132	$ 106,528	$ 3,095	$ 12,843	$ 27,956	$ 43,893
City of Downey	$ 8,487	$ 33,267	$ 260,990	$ 302,743	$ 8,487	$ 35,184	$ 76,587	$ 120,258
City of Duarte	$ 1,865	$ 6,509	$ 7,970	$ 16,344	$ 1,865	$ -	$ -	$ 1,865
City of El Monte	$ 8,023	$ 5,062	$ 36,851	$ 49,936	$ 8,023	$ 16,604	$ 36,142	$ 60,768
City of El Segundo	$ 1,937	$ 7,790	$ 16,267	$ 25,994	$ 1,937	$ 8,093	$ 17,617	$ 27,647
City of Gardena	$ 4,328	$ 20,972	$ 286,847	$ 312,147	$ 4,328	$ 17,928	$ 39,024	$ 61,279
City of Glendale	$ 16,075	$ 159,680	$ 40,746	$ 216,501	$ 16,075	$ 66,780	$ 145,361	$ 228,215
City of Glendora	$ 5,511	$ 7,602	$ 43,240	$ 56,352	$ 5,511	$ 11,502	$ 25,037	$ 42,050
City of Hawaiian Gardens	$ 960	$ -	$ -	$ 960	$ 960	$ -	$ -	$ 960
City of Hawthorne	$ 5,783	$ 12,873	$ 70,881	$ 89,538	$ 5,783	$ 11,959	$ 26,031	$ 43,773
City of Hermosa Beach	$ 1,341	$ 3,327	$ 18,134	$ 22,802	$ 1,341	$ 5,548	$ 12,076	$ 18,965
City of Hidden Hills	$ 420	$ -	$ -	$ 420	$ 420	$ -	$ -	$ 420
City of Huntington Park	$ 3,748	$ 6,075	$ 44,505	$ 54,328	$ 3,748	$ 7,739	$ 16,846	$ 28,334
City of Industry	$ 2,294	$ -	$ -	$ 2,294	$ 2,294	$ -	$ -	$ 2,294
City of Inglewood	$ 7,747	$ 9,835	$ 6,337	$ 23,919	$ 7,747	$ 16,029	$ 34,892	$ 58,667
City of Irwindale	$ 1,894	$ 214	$ 2,672	$ 4,779	$ 1,894	$ 4,007	$ 8,723	$ 14,623
City of La Canada Flintridge	$ 2,666	$ -	$ 797	$ 3,463	$ 2,666	$ -	$ -	$ 2,666
City of La Habra Heights	$ 1,453	$ 487	$ 1,957	$ 3,897	$ 1,453	$ 3,060	$ 6,662	$ 11,175
City of La Mirada	$ 4,135	$ -	$ -	$ 4,135	$ 4,135	$ -	$ -	$ 4,135
City of La Puente	$ 2,835	$ -	$ -	$ 2,835	$ 2,835	$ -	$ -	$ 2,835
City of La Verne	$ 3,205	$ 5,786	$ 5,282	$ 14,273	$ 3,205	$ 13,362	$ 29,086	$ 45,653
City of Lakewood	$ 6,164	$ -	$ -	$ 6,164	$ 6,164	$ -	$ -	$ 6,164
City of Lancaster	$ 26,425	$ -	$ -	$ 26,425	$ 26,425	$ -	$ -	$ 26,425
City of Lawndale	$ 2,164	$ -	$ -	$ 2,164	$ 2,164	$ -	$ -	$ 2,164
City of Long Beach	$ 35,075	$ 163,983	$ 412,162	$ 611,220	$ 35,075	$ 145,406	$ 316,510	$ 496,991
City of Los Angeles	$ 296,638	$ 1,938,148	$ 3,038,363	$ 5,273,149	$ 296,638	$ 1,234,075	$ 2,686,247	$ 4,216,960

LA-RICS
May 2014

Option A: Annual Costs Distributed by Average Daily Radios (LMR) and High Speed Units (LTE); Baseline Admin Cost Distributed by 50% Population/50% Geography; Hard Match Distributed by 50% Population/50% Geography
Option B: Annual Costs Distributed 50% Population/50% Geography for LMR, LTE, Baseline Admin Cost, and Hard Match

	Option A FY 2019/20				Option B FY 2019/20			
	JPA Operations	LMR	LTE	Total	JPA Operations	LMR	LTE	Total
City of Lynwood	$ 4,724	$ -	$ -	$ 4,724	$ 4,724	$ -	$ -	$ 4,724
City of Manhattan Beach	$ 2,661	$ 15,042	$ 46,604	$ 64,308	$ 2,661	$ 11,032	$ 24,014	$ 37,708
City of Maywood	$ 1,720	$ -	$ -	$ 1,720	$ 1,720	$ -	$ -	$ 1,720
City of Monrovia	$ 3,542	$ 28,494	$ 41,700	$ 73,736	$ 3,542	$ 14,756	$ 32,120	$ 50,419
City of Montebello	$ 5,005	$ 29,285	$ 57,339	$ 91,629	$ 5,005	$ 20,772	$ 45,215	$ 70,992
City of Monterey Park	$ 4,793	$ 7,955	$ 23,802	$ 36,550	$ 4,793	$ 19,885	$ 43,285	$ 67,963
City of Norwalk	$ 7,603	$ -	$ -	$ 7,603	$ 7,603	$ -	$ -	$ 7,603
City of Palmdale	$ 28,415	$ -	$ -	$ 28,415	$ 28,415	$ -	$ -	$ 28,415
City of Palos Verdes Estates	$ 1,637	$ 2,040	$ 11,737	$ 15,415	$ 1,637	$ 3,422	$ 7,449	$ 12,508
City of Paramount	$ 3,873	$ -	$ -	$ 3,873	$ 3,873	$ -	$ -	$ 3,873
City of Pasadena	$ 11,750	$ 86,783	$ 88,644	$ 187,177	$ 11,750	$ 48,826	$ 106,281	$ 166,858
City of Pico Rivera	$ 5,123	$ -	$ -	$ 5,123	$ 5,123	$ -	$ -	$ 5,123
City of Pomona	$ 12,507	$ 28,638	$ 89,973	$ 131,118	$ 12,507	$ 25,978	$ 56,547	$ 95,032
City of Ranchos Palos Verdes	$ 4,826	$ -	$ -	$ 4,826	$ 4,826	$ -	$ -	$ 4,826
City of Redondo Beach	$ 4,824	$ 25,312	$ 41,374	$ 71,510	$ 4,824	$ 19,979	$ 43,489	$ 68,292
City of Rolling Hills Estates	$ 1,119	$ -	$ -	$ 1,119	$ 1,119	$ -	$ -	$ 1,119
City of Rosemead	$ 3,929	$ -	$ -	$ 3,929	$ 3,929	$ -	$ -	$ 3,929
City of San Dimas	$ 4,374	$ -	$ -	$ 4,374	$ 4,374	$ -	$ -	$ 4,374
City of San Fernando	$ 1,742	$ 3,616	$ 14,179	$ 19,537	$ 1,742	$ 3,609	$ 7,855	$ 13,206
City of San Gabriel	$ 2,956	$ 6,075	$ 44,694	$ 53,725	$ 2,956	$ 12,249	$ 26,663	$ 41,868
City of San Marino	$ 1,430	$ 2,459	$ 22,285	$ 26,173	$ 1,430	$ 5,966	$ 12,987	$ 20,383
City of Santa Clarita	$ 21,214	$ -	$ -	$ 21,214	$ 21,214	$ -	$ -	$ 21,214
City of Santa Fe Springs	$ 2,574	$ 8,823	$ 38,000	$ 49,397	$ 2,574	$ 5,397	$ 11,747	$ 19,718
City of Santa Monica	$ 6,523	$ 148,254	$ 90,383	$ 245,160	$ 6,523	$ 27,015	$ 58,804	$ 92,341
City of Sierra Madre	$ 1,155	$ 3,616	$ 9,876	$ 14,647	$ 1,155	$ 4,820	$ 10,491	$ 16,466
City of Signal Hill	$ 1,021	$ 1,880	$ 9,608	$ 12,509	$ 1,021	$ 2,125	$ 4,626	$ 7,773
City of South El Monte	$ 1,638	$ 1,302	$ -	$ 2,940	$ 1,638	$ -	$ -	$ 1,638
City of South Gate	$ 6,529	$ 14,464	$ 69,102	$ 90,095	$ 6,529	$ 13,506	$ 29,399	$ 49,433
City of South Pasadena	$ 2,046	$ 9,257	$ 33,645	$ 44,948	$ 2,046	$ 8,493	$ 18,487	$ 29,027
City of Temple City	$ 2,708	$ -	$ -	$ 2,708	$ 2,708	$ -	$ -	$ 2,708
City of Torrance	$ 11,842	$ 147,241	$ 106,313	$ 265,397	$ 11,842	$ 49,167	$ 107,023	$ 168,032
City of Vernon	$ 978	$ 7,955	$ 32,501	$ 41,434	$ 978	$ 11,649	$ 25,357	$ 37,984
City of Walnut	$ 3,310	$ -	$ -	$ 3,310	$ 3,310	$ -	$ -	$ 3,310
City of West Covina	$ 8,847	$ 49,717	$ 97,931	$ 156,496	$ 8,847	$ 36,749	$ 79,992	$ 125,588
City of Westlake Village	$ 1,490	$ -	$ -	$ 1,490	$ 1,490	$ -	$ -	$ 1,490
City of Whittier	$ 7,434	$ 13,885	$ 37,193	$ 58,513	$ 7,434	$ 15,454	$ 33,639	$ 56,526
County of Los Angeles	$ 353,837	$ 1,184,440	$ 3,574,354	$ 5,112,631	$ 353,837	$ 2,489,121	$ 5,418,142	$ 8,261,100
Inglewood Unified School District	$ 522	$ 1,415	$ 7,628	$ 9,565	$ 522	$ 1,074	$ 2,339	$ 3,935
Los Angeles Unified School District	$ 27,176	$ 78,104	$ 452,292	$ 557,573	$ 27,176	$ 111,833	$ 243,430	$ 382,440
UCLA	$ 1,847	$ 93,436	$ 16,558	$ 111,841	$ 1,847	$ 7,609	$ 16,563	$ 26,019
Total	$ 1,118,245	$ 4,743,078	$ 10,324,397	$ 16,185,720	$ 1,118,245	$ 4,743,078	$ 10,324,397	$ 16,185,720

AGENDA ITEM 5 - ATTACHMENT B

LA-RICS
May 2014

Option A: Annual Costs Distributed by Average Daily Radios (LMR) and High Speed Units (LTE); Baseline Admin Cost Distributed by 50% Population/50% Geography; Hard Match Distributed by 50% Population/50% Geography
Option B: Annual Costs Distributed 50% Population/50% Geography for LMR, LTE, Baseline Admin Cost, and Hard Match

	Option A FY 2020/21				Option B FY 2020/21			
	JPA Operations	LMR	LTE	Total	JPA Operations	LMR	LTE	Total
City of Agoura Hills	$ 2,639	$ -	$ -	$ 2,639	$ 2,639	$ -	$ -	$ 2,639
City of Alhambra	$ 6,120	$ 28,848	$ 74,616	$ 109,584	$ 6,120	$ 49,553	$ 54,796	$ 110,469
City of Arcadia	$ 5,281	$ 52,544	$ 49,015	$ 106,840	$ 5,281	$ 42,976	$ 47,524	$ 95,782
City of Artesia	$ 1,235	$ -	$ -	$ 1,235	$ 1,235	$ -	$ -	$ 1,235
City of Avalon	$ 765	$ 1,371	$ 2,319	$ 4,455	$ 765	$ 6,289	$ 6,954	$ 14,008
City of Azusa	$ 4,428	$ 14,034	$ 35,969	$ 54,431	$ 4,428	$ 18,021	$ 19,928	$ 42,377
City of Baldwin Park	$ 5,520	$ 22,828	$ 63,632	$ 91,981	$ 5,520	$ 22,345	$ 24,709	$ 52,574
City of Bell	$ 2,477	$ 4,327	$ 18,184	$ 24,988	$ 2,477	$ 10,015	$ 11,075	$ 23,567
City of Bell Gardens	$ 2,822	$ 19,040	$ 63,005	$ 84,867	$ 2,822	$ 11,401	$ 12,608	$ 26,832
City of Bellflower	$ 5,466	$ 14,424	$ -	$ 19,890	$ 5,466	$ -	$ -	$ 5,466
City of Beverly Hills	$ 3,006	$ 114,526	$ 57,488	$ 175,019	$ 3,006	$ 24,431	$ 27,016	$ 54,453
City of Bradbury	$ 436	$ -	$ -	$ 436	$ 436	$ -	$ -	$ 436
City of Burbank	$ 9,143	$ 279,247	$ 500,687	$ 789,076	$ 9,143	$ 74,311	$ 82,175	$ 165,629
City of Calabasas	$ 3,963	$ -	$ -	$ 3,963	$ 3,963	$ -	$ -	$ 3,963
City of Carson	$ 8,749	$ 5,770	$ 8,099	$ 22,618	$ 8,749	$ -	$ -	$ 8,749
City of Cerritos	$ 4,440	$ -	$ -	$ 4,440	$ 4,440	$ -	$ -	$ 4,440
City of Claremont	$ 4,554	$ 11,539	$ 18,270	$ 34,362	$ 4,554	$ 18,621	$ 20,592	$ 43,767
City of Commerce	$ 1,976	$ -	$ -	$ 1,976	$ 1,976	$ -	$ -	$ 1,976
City of Compton	$ 7,340	$ 17,597	$ 19,663	$ 44,599	$ 7,340	$ 29,736	$ 32,883	$ 69,958
City of Covina	$ 4,026	$ 17,597	$ 31,588	$ 53,211	$ 4,026	$ 16,347	$ 18,077	$ 38,450
City of Culver City	$ 3,157	$ 118,276	$ 44,764	$ 166,196	$ 3,157	$ 25,615	$ 28,326	$ 57,098
City of Downey	$ 8,656	$ 66,350	$ 264,987	$ 339,994	$ 8,656	$ 70,175	$ 77,601	$ 156,432
City of Duarte	$ 1,902	$ 12,982	$ 8,099	$ 22,983	$ 1,902	$ -	$ -	$ 1,902
City of El Monte	$ 8,183	$ 10,097	$ 37,341	$ 55,621	$ 8,183	$ 33,116	$ 36,620	$ 77,919
City of El Segundo	$ 1,976	$ 15,537	$ 16,479	$ 33,991	$ 1,976	$ 16,142	$ 17,850	$ 35,968
City of Gardena	$ 4,414	$ 41,829	$ 291,372	$ 337,616	$ 4,414	$ 35,757	$ 39,541	$ 79,711
City of Glendale	$ 16,396	$ 318,480	$ 40,978	$ 375,854	$ 16,396	$ 133,191	$ 147,286	$ 296,873
City of Glendora	$ 5,621	$ 15,161	$ 43,866	$ 64,648	$ 5,621	$ 22,941	$ 25,368	$ 53,930
City of Hawaiian Gardens	$ 979	$ -	$ -	$ 979	$ 979	$ -	$ -	$ 979
City of Hawthorne	$ 5,899	$ 25,675	$ 71,952	$ 103,525	$ 5,899	$ 23,852	$ 26,376	$ 56,126
City of Hermosa Beach	$ 1,368	$ 6,635	$ 18,392	$ 26,395	$ 1,368	$ 11,065	$ 12,236	$ 24,669
City of Hidden Hills	$ 429	$ -	$ -	$ 429	$ 429	$ -	$ -	$ 429
City of Huntington Park	$ 3,823	$ 12,116	$ 45,176	$ 61,115	$ 3,823	$ 15,436	$ 17,069	$ 36,329
City of Industry	$ 2,340	$ -	$ -	$ 2,340	$ 2,340	$ -	$ -	$ 2,340
City of Inglewood	$ 7,901	$ 19,617	$ 6,337	$ 33,855	$ 7,901	$ 31,970	$ 35,354	$ 75,225
City of Irwindale	$ 1,932	$ 426	$ 2,690	$ 5,047	$ 1,932	$ 7,992	$ 8,838	$ 18,762
City of La Canada Flintridge	$ 2,719	$ -	$ 810	$ 3,529	$ 2,719	$ -	$ -	$ 2,719
City of La Habra Heights	$ 1,482	$ 970	$ 1,969	$ 4,422	$ 1,482	$ 6,104	$ 6,750	$ 14,336
City of La Mirada	$ 4,217	$ -	$ -	$ 4,217	$ 4,217	$ -	$ -	$ 4,217
City of La Puente	$ 2,892	$ -	$ -	$ 2,892	$ 2,892	$ -	$ -	$ 2,892
City of La Verne	$ 3,269	$ 11,539	$ 5,282	$ 20,090	$ 3,269	$ 26,651	$ 29,471	$ 59,391
City of Lakewood	$ 6,288	$ -	$ -	$ 6,288	$ 6,288	$ -	$ -	$ 6,288
City of Lancaster	$ 26,954	$ -	$ -	$ 26,954	$ 26,954	$ -	$ -	$ 26,954
City of Lawndale	$ 2,207	$ -	$ -	$ 2,207	$ 2,207	$ -	$ -	$ 2,207
City of Long Beach	$ 35,776	$ 327,062	$ 417,900	$ 780,738	$ 35,776	$ 290,010	$ 320,700	$ 646,487
City of Los Angeles	$ 302,571	$ 3,865,606	$ 3,079,624	$ 7,247,800	$ 302,571	$ 2,461,344	$ 2,721,811	$ 5,485,725

AGENDA ITEM 5 - ATTACHMENT B

LA-RICS
May 2014

Option A: Annual Costs Distributed by Average Daily Radios (LMR) and High Speed Units (LTE); Baseline Admin Cost Distributed by 50% Population/50% Geography; Hard Match Distributed by 50% Population/50% Geography
Option B: Annual Costs Distributed 50% Population/50% Geography for LMR, LTE, Baseline Admin Cost, and Hard Match

	Option A FY 2020/21				Option B FY 2020/21			
	JPA Operations	LMR	LTE	Total	JPA Operations	LMR	LTE	Total
City of Lynwood	$ 4,818	$ -	$ -	$ 4,818	$ 4,818	$ -	$ -	$ 4,818
City of Manhattan Beach	$ 2,714	$ 30,002	$ 47,288	$ 80,004	$ 2,714	$ 22,004	$ 24,332	$ 49,051
City of Maywood	$ 1,754	$ -	$ -	$ 1,754	$ 1,754	$ -	$ -	$ 1,754
City of Monrovia	$ 3,613	$ 56,830	$ 42,280	$ 102,724	$ 3,613	$ 29,431	$ 32,546	$ 65,590
City of Montebello	$ 5,105	$ 58,408	$ 58,134	$ 121,647	$ 5,105	$ 41,430	$ 45,814	$ 92,349
City of Monterey Park	$ 4,889	$ 15,866	$ 24,060	$ 44,815	$ 4,889	$ 39,661	$ 43,858	$ 88,408
City of Norwalk	$ 7,755	$ -	$ -	$ 7,755	$ 7,755	$ -	$ -	$ 7,755
City of Palmdale	$ 28,983	$ -	$ -	$ 28,983	$ 28,983	$ -	$ -	$ 28,983
City of Palos Verdes Estates	$ 1,670	$ 4,069	$ 11,905	$ 17,644	$ 1,670	$ 6,825	$ 7,547	$ 16,042
City of Paramount	$ 3,950	$ -	$ -	$ 3,950	$ 3,950	$ -	$ -	$ 3,950
City of Pasadena	$ 11,985	$ 173,087	$ 89,766	$ 274,838	$ 11,985	$ 97,383	$ 107,688	$ 217,057
City of Pico Rivera	$ 5,226	$ -	$ -	$ 5,226	$ 5,226	$ -	$ -	$ 5,226
City of Pomona	$ 12,757	$ 57,119	$ 91,262	$ 161,138	$ 12,757	$ 51,813	$ 57,296	$ 121,865
City of Ranchos Palos Verdes	$ 4,923	$ -	$ -	$ 4,923	$ 4,923	$ -	$ -	$ 4,923
City of Redondo Beach	$ 4,921	$ 50,484	$ 41,915	$ 97,320	$ 4,921	$ 39,848	$ 44,065	$ 88,834
City of Rolling Hills Estates	$ 1,142	$ -	$ -	$ 1,142	$ 1,142	$ -	$ -	$ 1,142
City of Rosemead	$ 4,007	$ -	$ -	$ 4,007	$ 4,007	$ -	$ -	$ 4,007
City of San Dimas	$ 4,462	$ -	$ -	$ 4,462	$ 4,462	$ -	$ -	$ 4,462
City of San Fernando	$ 1,777	$ 7,212	$ 14,385	$ 23,374	$ 1,777	$ 7,197	$ 7,959	$ 16,933
City of San Gabriel	$ 3,015	$ 12,116	$ 45,339	$ 60,470	$ 3,015	$ 24,431	$ 27,016	$ 54,462
City of San Marino	$ 1,458	$ 4,904	$ 22,607	$ 28,969	$ 1,458	$ 11,900	$ 13,159	$ 26,517
City of Santa Clarita	$ 21,638	$ -	$ -	$ 21,638	$ 21,638	$ -	$ -	$ 21,638
City of Santa Fe Springs	$ 2,626	$ 17,597	$ 38,580	$ 58,803	$ 2,626	$ 10,764	$ 11,903	$ 25,292
City of Santa Monica	$ 6,653	$ 295,690	$ 91,672	$ 394,016	$ 6,653	$ 53,881	$ 59,582	$ 120,116
City of Sierra Madre	$ 1,178	$ 7,212	$ 10,005	$ 18,395	$ 1,178	$ 9,613	$ 10,630	$ 21,421
City of Signal Hill	$ 1,042	$ 3,750	$ 9,749	$ 14,541	$ 1,042	$ 4,239	$ 4,687	$ 9,968
City of South El Monte	$ 1,671	$ 2,596	$ -	$ 4,267	$ 1,671	$ -	$ -	$ 1,671
City of South Gate	$ 6,659	$ 28,848	$ 70,133	$ 105,641	$ 6,659	$ 26,937	$ 29,788	$ 63,385
City of South Pasadena	$ 2,087	$ 18,463	$ 34,135	$ 54,685	$ 2,087	$ 16,939	$ 18,732	$ 37,758
City of Temple City	$ 2,762	$ -	$ -	$ 2,762	$ 2,762	$ -	$ -	$ 2,762
City of Torrance	$ 12,079	$ 293,671	$ 107,719	$ 413,468	$ 12,079	$ 98,063	$ 108,440	$ 218,582
City of Vernon	$ 998	$ 15,866	$ 32,953	$ 49,816	$ 998	$ 23,234	$ 25,693	$ 49,925
City of Walnut	$ 3,377	$ -	$ -	$ 3,377	$ 3,377	$ -	$ -	$ 3,377
City of West Covina	$ 9,024	$ 99,161	$ 99,281	$ 207,465	$ 9,024	$ 73,295	$ 81,051	$ 163,370
City of Westlake Village	$ 1,520	$ -	$ -	$ 1,520	$ 1,520	$ -	$ -	$ 1,520
City of Whittier	$ 7,583	$ 27,694	$ 37,696	$ 72,973	$ 7,583	$ 30,822	$ 34,084	$ 72,489
County of Los Angeles	$ 360,914	$ 2,362,347	$ 3,616,259	$ 6,339,520	$ 360,914	$ 4,964,514	$ 5,489,875	$ 10,815,302
Inglewood Unified School District	$ 533	$ 2,822	$ 7,744	$ 11,099	$ 533	$ 2,143	$ 2,370	$ 5,045
Los Angeles Unified School District	$ 27,720	$ 155,778	$ 458,893	$ 642,391	$ 27,720	$ 223,049	$ 246,653	$ 497,422
UCLA	$ 1,884	$ 186,357	$ 16,777	$ 205,018	$ 1,884	$ 15,176	$ 16,782	$ 33,842
Total	$ 1,140,610	$ 9,459,997	$ 10,461,085	$ 21,061,691	$ 1,140,610	$ 9,459,997	$ 10,461,085	$ 21,061,691

LA-RICS
May 2014

Option A: Annual Costs Distributed by Average Daily Radios (LMR) and High Speed Units (LTE); Baseline Admin Cost Distributed by 50% Population/50% Geography; Hard Match Distributed by 50% Population/50% Geography
Option B: Annual Costs Distributed 50% Population/50% Geography for LMR, LTE, Baseline Admin Cost, and Hard Match

	Option A FY 2021/22				Option B FY 2021/22			
	JPA Operations	LMR	LTE	Total	JPA Operations	LMR	LTE	Total
City of Agoura Hills	$ 2,692	$ -	$ -	$ 2,692	$ 2,639	$ -	$ -	$ 2,639
City of Alhambra	$ 6,242	$ 28,900	$ 75,912	$ 111,054	$ 6,120	$ 49,553	$ 54,796	$ 110,469
City of Arcadia	$ 5,387	$ 52,639	$ 49,825	$ 107,850	$ 5,281	$ 42,976	$ 47,524	$ 95,782
City of Artesia	$ 1,259	$ -	$ -	$ 1,259	$ 1,235	$ -	$ -	$ 1,235
City of Avalon	$ 781	$ 1,373	$ 2,340	$ 4,494	$ 765	$ 6,289	$ 6,954	$ 14,008
City of Azusa	$ 4,516	$ 14,060	$ 36,617	$ 55,193	$ 4,428	$ 18,021	$ 19,928	$ 42,377
City of Baldwin Park	$ 5,630	$ 22,870	$ 64,816	$ 93,316	$ 5,520	$ 22,345	$ 24,709	$ 52,574
City of Bell	$ 2,526	$ 4,335	$ 18,508	$ 25,369	$ 2,477	$ 10,015	$ 11,075	$ 23,567
City of Bell Gardens	$ 2,879	$ 19,074	$ 64,219	$ 86,172	$ 2,822	$ 11,401	$ 12,608	$ 26,832
City of Bellflower	$ 5,575	$ 14,450	$ -	$ 20,025	$ 5,466	$ -	$ -	$ 5,466
City of Beverly Hills	$ 3,066	$ 114,733	$ 58,541	$ 176,339	$ 3,006	$ 24,431	$ 27,016	$ 54,453
City of Bradbury	$ 445	$ -	$ -	$ 445	$ 436	$ -	$ -	$ 436
City of Burbank	$ 9,326	$ 279,752	$ 510,406	$ 799,483	$ 9,143	$ 74,311	$ 82,175	$ 165,629
City of Calabasas	$ 4,043	$ -	$ -	$ 4,043	$ 3,963	$ -	$ -	$ 3,963
City of Carson	$ 8,924	$ 5,780	$ 8,261	$ 22,965	$ 8,749	$ -	$ -	$ 8,749
City of Cerritos	$ 4,529	$ -	$ -	$ 4,529	$ 4,440	$ -	$ -	$ 4,440
City of Claremont	$ 4,645	$ 11,560	$ 18,561	$ 34,766	$ 4,554	$ 18,621	$ 20,592	$ 43,767
City of Commerce	$ 2,016	$ -	$ -	$ 2,016	$ 1,976	$ -	$ -	$ 1,976
City of Compton	$ 7,486	$ 17,629	$ 19,938	$ 45,053	$ 7,340	$ 29,736	$ 32,883	$ 69,958
City of Covina	$ 4,107	$ 17,629	$ 32,155	$ 53,890	$ 4,026	$ 16,347	$ 18,077	$ 38,450
City of Culver City	$ 3,220	$ 118,490	$ 45,557	$ 167,267	$ 3,157	$ 25,615	$ 28,326	$ 57,098
City of Downey	$ 8,830	$ 66,470	$ 270,009	$ 345,308	$ 8,656	$ 70,175	$ 77,601	$ 156,432
City of Duarte	$ 1,940	$ 13,005	$ 8,261	$ 23,207	$ 1,902	$ -	$ -	$ 1,902
City of El Monte	$ 8,347	$ 10,115	$ 37,957	$ 56,419	$ 8,183	$ 33,116	$ 36,620	$ 77,919
City of El Segundo	$ 2,016	$ 15,565	$ 16,744	$ 34,325	$ 1,976	$ 16,142	$ 17,850	$ 35,968
City of Gardena	$ 4,502	$ 41,905	$ 297,058	$ 343,465	$ 4,414	$ 35,757	$ 39,541	$ 79,711
City of Glendale	$ 16,724	$ 319,056	$ 41,269	$ 377,049	$ 16,396	$ 133,191	$ 147,286	$ 296,873
City of Glendora	$ 5,734	$ 15,189	$ 44,652	$ 65,574	$ 5,621	$ 22,941	$ 25,368	$ 53,930
City of Hawaiian Gardens	$ 999	$ -	$ -	$ 999	$ 979	$ -	$ -	$ 979
City of Hawthorne	$ 6,017	$ 25,721	$ 73,296	$ 105,034	$ 5,899	$ 23,852	$ 26,376	$ 56,126
City of Hermosa Beach	$ 1,395	$ 6,647	$ 18,716	$ 26,758	$ 1,368	$ 11,065	$ 12,236	$ 24,669
City of Hidden Hills	$ 437	$ -	$ -	$ 437	$ 429	$ -	$ -	$ 429
City of Huntington Park	$ 3,900	$ 12,138	$ 46,018	$ 62,056	$ 3,823	$ 15,436	$ 17,069	$ 36,329
City of Industry	$ 2,387	$ -	$ -	$ 2,387	$ 2,340	$ -	$ -	$ 2,340
City of Inglewood	$ 8,059	$ 19,652	$ 6,337	$ 34,048	$ 7,901	$ 31,970	$ 35,354	$ 75,225
City of Irwindale	$ 1,970	$ 427	$ 2,712	$ 5,109	$ 1,932	$ 7,992	$ 8,838	$ 18,762
City of La Canada Flintridge	$ 2,773	$ -	$ 826	$ 3,599	$ 2,719	$ -	$ -	$ 2,719
City of La Habra Heights	$ 1,512	$ 972	$ 1,984	$ 4,468	$ 1,482	$ 6,104	$ 6,750	$ 14,336
City of La Mirada	$ 4,302	$ -	$ -	$ 4,302	$ 4,217	$ -	$ -	$ 4,217
City of La Puente	$ 2,950	$ -	$ -	$ 2,950	$ 2,892	$ -	$ -	$ 2,892
City of La Verne	$ 3,334	$ 11,560	$ 5,282	$ 20,177	$ 3,269	$ 26,651	$ 29,471	$ 59,391
City of Lakewood	$ 6,414	$ -	$ -	$ 6,414	$ 6,288	$ -	$ -	$ 6,288
City of Lancaster	$ 27,493	$ -	$ -	$ 27,493	$ 26,954	$ -	$ -	$ 26,954
City of Lawndale	$ 2,251	$ -	$ -	$ 2,251	$ 2,207	$ -	$ -	$ 2,207
City of Long Beach	$ 36,492	$ 327,654	$ 425,108	$ 789,254	$ 35,776	$ 290,010	$ 320,700	$ 646,487
City of Los Angeles	$ 308,622	$ 3,872,597	$ 3,131,459	$ 7,312,678	$ 302,571	$ 2,461,344	$ 2,721,811	$ 5,485,725

AGENDA ITEM 5 - ATTACHMENT B

LA-RICS
May 2014

Option A: Annual Costs Distributed by Average Daily Radios (LMR) and High Speed Units (LTE); Baseline Admin Cost Distributed by 50% Population/50% Geography; Hard Match Distributed by 50% Population/50% Geography
Option B: Annual Costs Distributed 50% Population/50% Geography for LMR, LTE, Baseline Admin Cost, and Hard Match

	Option A FY 2021/22				Option B FY 2021/22			
	JPA Operations	LMR	LTE	Total	JPA Operations	LMR	LTE	Total
City of Lynwood	$ 4,915	$ -	$ -	$ 4,915	$ 4,818	$ -	$ -	$ 4,818
City of Manhattan Beach	$ 2,769	$ 30,056	$ 48,146	$ 80,971	$ 2,714	$ 22,004	$ 24,332	$ 49,051
City of Maywood	$ 1,789	$ -	$ -	$ 1,789	$ 1,754	$ -	$ -	$ 1,754
City of Monrovia	$ 3,686	$ 56,933	$ 43,009	$ 103,628	$ 3,613	$ 29,431	$ 32,546	$ 65,590
City of Montebello	$ 5,207	$ 58,514	$ 59,132	$ 122,853	$ 5,105	$ 41,430	$ 45,814	$ 92,349
City of Monterey Park	$ 4,986	$ 15,895	$ 24,384	$ 45,265	$ 4,889	$ 39,661	$ 43,858	$ 88,408
City of Norwalk	$ 7,910	$ -	$ -	$ 7,910	$ 7,755	$ -	$ -	$ 7,755
City of Palmdale	$ 29,562	$ -	$ -	$ 29,562	$ 28,983	$ -	$ -	$ 28,983
City of Palos Verdes Estates	$ 1,703	$ 4,076	$ 12,116	$ 17,896	$ 1,670	$ 6,825	$ 7,547	$ 16,042
City of Paramount	$ 4,029	$ -	$ -	$ 4,029	$ 3,950	$ -	$ -	$ 3,950
City of Pasadena	$ 12,225	$ 173,400	$ 91,175	$ 276,800	$ 11,985	$ 97,383	$ 107,688	$ 217,057
City of Pico Rivera	$ 5,330	$ -	$ -	$ 5,330	$ 5,226	$ -	$ -	$ 5,226
City of Pomona	$ 13,012	$ 57,222	$ 92,882	$ 163,116	$ 12,757	$ 51,813	$ 57,296	$ 121,865
City of Ranchos Palos Verdes	$ 5,021	$ -	$ -	$ 5,021	$ 4,923	$ -	$ -	$ 4,923
City of Redondo Beach	$ 5,019	$ 50,575	$ 42,595	$ 98,190	$ 4,921	$ 39,848	$ 44,065	$ 88,834
City of Rolling Hills Estates	$ 1,165	$ -	$ -	$ 1,165	$ 1,142	$ -	$ -	$ 1,142
City of Rosemead	$ 4,087	$ -	$ -	$ 4,087	$ 4,007	$ -	$ -	$ 4,007
City of San Dimas	$ 4,551	$ -	$ -	$ 4,551	$ 4,462	$ -	$ -	$ 4,462
City of San Fernando	$ 1,812	$ 7,225	$ 14,645	$ 23,682	$ 1,777	$ 7,197	$ 7,959	$ 16,933
City of San Gabriel	$ 3,075	$ 12,138	$ 46,149	$ 61,362	$ 3,015	$ 24,431	$ 27,016	$ 54,462
City of San Marino	$ 1,487	$ 4,913	$ 23,012	$ 29,412	$ 1,458	$ 11,900	$ 13,159	$ 26,517
City of Santa Clarita	$ 22,071	$ -	$ -	$ 22,071	$ 21,638	$ -	$ -	$ 21,638
City of Santa Fe Springs	$ 2,678	$ 17,629	$ 39,309	$ 59,616	$ 2,626	$ 10,764	$ 11,903	$ 25,292
City of Santa Monica	$ 6,786	$ 296,225	$ 93,292	$ 396,303	$ 6,653	$ 53,881	$ 59,582	$ 120,116
City of Sierra Madre	$ 1,202	$ 7,225	$ 10,167	$ 18,594	$ 1,178	$ 9,613	$ 10,630	$ 21,421
City of Signal Hill	$ 1,063	$ 3,757	$ 9,928	$ 14,747	$ 1,042	$ 4,239	$ 4,687	$ 9,968
City of South El Monte	$ 1,704	$ 2,601	$ -	$ 4,305	$ 1,671	$ -	$ -	$ 1,671
City of South Gate	$ 6,793	$ 28,900	$ 71,429	$ 107,122	$ 6,659	$ 26,937	$ 29,788	$ 63,385
City of South Pasadena	$ 2,129	$ 18,496	$ 34,750	$ 55,375	$ 2,087	$ 16,939	$ 18,732	$ 37,758
City of Temple City	$ 2,817	$ -	$ -	$ 2,817	$ 2,762	$ -	$ -	$ 2,762
City of Torrance	$ 12,320	$ 294,202	$ 109,484	$ 416,007	$ 12,079	$ 98,063	$ 108,440	$ 218,582
City of Vernon	$ 1,017	$ 15,895	$ 33,520	$ 50,432	$ 998	$ 23,234	$ 25,693	$ 49,925
City of Walnut	$ 3,444	$ -	$ -	$ 3,444	$ 3,377	$ -	$ -	$ 3,377
City of West Covina	$ 9,204	$ 99,340	$ 100,976	$ 209,520	$ 9,024	$ 73,295	$ 81,051	$ 163,370
City of Westlake Village	$ 1,550	$ -	$ -	$ 1,550	$ 1,520	$ -	$ -	$ 1,520
City of Whittier	$ 7,734	$ 27,744	$ 38,328	$ 73,806	$ 7,583	$ 30,822	$ 34,084	$ 72,489
County of Los Angeles	$ 368,132	$ 2,366,619	$ 3,668,905	$ 6,403,656	$ 360,914	$ 4,964,514	$ 5,489,875	$ 10,815,302
Inglewood Unified School District	$ 544	$ 2,827	$ 7,891	$ 11,261	$ 533	$ 2,143	$ 2,370	$ 5,045
Los Angeles Unified School District	$ 28,274	$ 156,060	$ 467,187	$ 651,521	$ 27,720	$ 223,049	$ 246,653	$ 497,422
UCLA	$ 1,922	$ 186,694	$ 17,052	$ 205,668	$ 1,884	$ 15,176	$ 16,782	$ 33,842
Total	$ 1,163,422	$ 9,477,106	$ 10,632,806	$ 21,273,334	$ 1,140,610	$ 9,459,997	$ 10,461,085	$ 21,061,691

LA-RICS
May 2014

Option A: Annual Costs Distributed by Average Daily Radios (LMR) and High Speed Units (LTE); Baseline Admin Cost Distributed by 50% Population/50% Geography; Hard Match Distributed by 50% Population/50% Geography
Option B: Annual Costs Distributed 50% Population/50% Geography for LMR, LTE, Baseline Admin Cost, and Hard Match

	Option A FY 2022/23				Option B FY 2022/23			
	JPA Operations	LMR	LTE	Total	JPA Operations	LMR	LTE	Total
City of Agoura Hills	$ 2,745	$ -	$ -	$ 2,745	$ 2,745	$ -	$ -	$ 2,745
City of Alhambra	$ 6,367	$ 28,791	$ 77,234	$ 112,391	$ 6,367	$ 49,454	$ 56,613	$ 112,435
City of Arcadia	$ 5,495	$ 52,440	$ 50,651	$ 108,585	$ 5,495	$ 42,891	$ 49,100	$ 97,486
City of Artesia	$ 1,285	$ -	$ -	$ 1,285	$ 1,285	$ -	$ -	$ 1,285
City of Avalon	$ 796	$ 1,368	$ 2,362	$ 4,526	$ 796	$ 6,276	$ 7,185	$ 14,257
City of Azusa	$ 4,607	$ 14,006	$ 37,278	$ 55,891	$ 4,607	$ 17,985	$ 20,589	$ 43,181
City of Baldwin Park	$ 5,743	$ 22,783	$ 66,024	$ 94,550	$ 5,743	$ 22,300	$ 25,528	$ 53,572
City of Bell	$ 2,577	$ 4,319	$ 18,838	$ 25,733	$ 2,577	$ 9,995	$ 11,442	$ 24,015
City of Bell Gardens	$ 2,937	$ 19,002	$ 65,459	$ 87,397	$ 2,937	$ 11,379	$ 13,026	$ 27,341
City of Bellflower	$ 5,687	$ 14,395	$ -	$ 20,082	$ 5,687	$ -	$ -	$ 5,687
City of Beverly Hills	$ 3,127	$ 114,298	$ 59,615	$ 177,040	$ 3,127	$ 24,382	$ 27,912	$ 55,422
City of Bradbury	$ 454	$ -	$ -	$ 454	$ 454	$ -	$ -	$ 454
City of Burbank	$ 9,512	$ 278,692	$ 520,319	$ 808,524	$ 9,512	$ 74,164	$ 84,900	$ 168,576
City of Calabasas	$ 4,124	$ -	$ -	$ 4,124	$ 4,124	$ -	$ -	$ 4,124
City of Carson	$ 9,103	$ 5,758	$ 8,427	$ 23,287	$ 9,103	$ -	$ -	$ 9,103
City of Cerritos	$ 4,619	$ -	$ -	$ 4,619	$ 4,619	$ -	$ -	$ 4,619
City of Claremont	$ 4,738	$ 11,516	$ 18,859	$ 35,112	$ 4,738	$ 18,584	$ 21,275	$ 44,597
City of Commerce	$ 2,056	$ -	$ -	$ 2,056	$ 2,056	$ -	$ -	$ 2,056
City of Compton	$ 7,636	$ 17,562	$ 20,219	$ 45,417	$ 7,636	$ 29,677	$ 33,973	$ 71,286
City of Covina	$ 4,189	$ 17,562	$ 32,733	$ 54,484	$ 4,189	$ 16,315	$ 18,677	$ 39,180
City of Culver City	$ 3,284	$ 118,041	$ 46,367	$ 167,692	$ 3,284	$ 25,564	$ 29,265	$ 58,113
City of Downey	$ 9,006	$ 66,218	$ 275,131	$ 350,355	$ 9,006	$ 70,035	$ 80,174	$ 159,215
City of Duarte	$ 1,979	$ 12,956	$ 8,427	$ 23,361	$ 1,979	$ -	$ -	$ 1,979
City of El Monte	$ 8,514	$ 10,077	$ 38,584	$ 57,175	$ 8,514	$ 33,050	$ 37,834	$ 79,398
City of El Segundo	$ 2,056	$ 15,506	$ 17,015	$ 34,577	$ 2,056	$ 16,110	$ 18,442	$ 36,608
City of Gardena	$ 4,592	$ 41,746	$ 302,858	$ 349,196	$ 4,592	$ 35,686	$ 40,852	$ 81,130
City of Glendale	$ 17,059	$ 317,847	$ 41,567	$ 376,473	$ 17,059	$ 132,926	$ 152,169	$ 302,155
City of Glendora	$ 5,849	$ 15,131	$ 45,454	$ 66,434	$ 5,849	$ 22,895	$ 26,209	$ 54,953
City of Hawaiian Gardens	$ 1,019	$ -	$ -	$ 1,019	$ 1,019	$ -	$ -	$ 1,019
City of Hawthorne	$ 6,137	$ 25,624	$ 74,668	$ 106,428	$ 6,137	$ 23,804	$ 27,250	$ 57,192
City of Hermosa Beach	$ 1,423	$ 6,622	$ 19,046	$ 27,091	$ 1,423	$ 11,043	$ 12,642	$ 25,108
City of Hidden Hills	$ 446	$ -	$ -	$ 446	$ 446	$ -	$ -	$ 446
City of Huntington Park	$ 3,978	$ 12,092	$ 46,877	$ 62,947	$ 3,978	$ 15,405	$ 17,635	$ 37,018
City of Industry	$ 2,435	$ -	$ -	$ 2,435	$ 2,435	$ -	$ -	$ 2,435
City of Inglewood	$ 8,221	$ 19,578	$ 6,337	$ 34,135	$ 8,221	$ 31,907	$ 36,526	$ 76,653
City of Irwindale	$ 2,010	$ 425	$ 2,734	$ 5,169	$ 2,010	$ 7,976	$ 9,131	$ 19,117
City of La Canada Flintridge	$ 2,829	$ -	$ 843	$ 3,671	$ 2,829	$ -	$ -	$ 2,829
City of La Habra Heights	$ 1,542	$ 968	$ 2,000	$ 4,510	$ 1,542	$ 6,092	$ 6,974	$ 14,608
City of La Mirada	$ 4,388	$ -	$ -	$ 4,388	$ 4,388	$ -	$ -	$ 4,388
City of La Puente	$ 3,009	$ -	$ -	$ 3,009	$ 3,009	$ -	$ -	$ 3,009
City of La Verne	$ 3,401	$ 11,516	$ 5,282	$ 20,200	$ 3,401	$ 26,598	$ 30,448	$ 60,448
City of Lakewood	$ 6,542	$ -	$ -	$ 6,542	$ 6,542	$ -	$ -	$ 6,542
City of Lancaster	$ 28,043	$ -	$ -	$ 28,043	$ 28,043	$ -	$ -	$ 28,043
City of Lawndale	$ 2,296	$ -	$ -	$ 2,296	$ 2,296	$ -	$ -	$ 2,296
City of Long Beach	$ 37,222	$ 326,412	$ 432,461	$ 796,095	$ 37,222	$ 289,434	$ 331,334	$ 657,990
City of Los Angeles	$ 314,795	$ 3,857,929	$ 3,184,331	$ 7,357,055	$ 314,795	$ 2,456,456	$ 2,812,063	$ 5,583,313

AGENDA ITEM 5 - ATTACHMENT B

LA-RICS
May 2014

Option A: Annual Costs Distributed by Average Daily Radios (LMR) and High Speed Units (LTE); Baseline Admin Cost Distributed by 50% Population/50% Geography; Hard Match Distributed by 50% Population/50% Geography
Option B: Annual Costs Distributed 50% Population/50% Geography for LMR, LTE, Baseline Admin Cost, and Hard Match

	Option A FY 2022/23				Option B FY 2022/23			
	JPA Operations	LMR	LTE	Total	JPA Operations	LMR	LTE	Total
City of Lynwood	$ 5,013	$ -	$ -	$ 5,013	$ 5,013	$ -	$ -	$ 5,013
City of Manhattan Beach	$ 2,824	$ 29,942	$ 49,022	$ 81,788	$ 2,824	$ 21,960	$ 25,139	$ 49,923
City of Maywood	$ 1,825	$ -	$ -	$ 1,825	$ 1,825	$ -	$ -	$ 1,825
City of Monrovia	$ 3,759	$ 56,717	$ 43,753	$ 104,229	$ 3,759	$ 29,373	$ 33,625	$ 66,757
City of Montebello	$ 5,311	$ 58,292	$ 60,150	$ 123,754	$ 5,311	$ 41,347	$ 47,333	$ 93,992
City of Monterey Park	$ 5,086	$ 15,835	$ 24,714	$ 45,635	$ 5,086	$ 39,582	$ 45,312	$ 89,981
City of Norwalk	$ 8,068	$ -	$ -	$ 8,068	$ 8,068	$ -	$ -	$ 8,068
City of Palmdale	$ 30,154	$ -	$ -	$ 30,154	$ 30,154	$ -	$ -	$ 30,154
City of Palos Verdes Estates	$ 1,737	$ 4,061	$ 12,332	$ 18,130	$ 1,737	$ 6,811	$ 7,798	$ 16,347
City of Paramount	$ 4,110	$ -	$ -	$ 4,110	$ 4,110	$ -	$ -	$ 4,110
City of Pasadena	$ 12,470	$ 172,743	$ 92,612	$ 277,825	$ 12,470	$ 97,190	$ 111,259	$ 220,918
City of Pico Rivera	$ 5,437	$ -	$ -	$ 5,437	$ 5,437	$ -	$ -	$ 5,437
City of Pomona	$ 13,272	$ 57,005	$ 94,535	$ 164,812	$ 13,272	$ 51,710	$ 59,196	$ 124,177
City of Ranchos Palos Verdes	$ 5,121	$ -	$ -	$ 5,121	$ 5,121	$ -	$ -	$ 5,121
City of Redondo Beach	$ 5,120	$ 50,383	$ 43,289	$ 98,793	$ 5,120	$ 39,769	$ 45,526	$ 90,414
City of Rolling Hills Estates	$ 1,188	$ -	$ -	$ 1,188	$ 1,188	$ -	$ -	$ 1,188
City of Rosemead	$ 4,169	$ -	$ -	$ 4,169	$ 4,169	$ -	$ -	$ 4,169
City of San Dimas	$ 4,642	$ -	$ -	$ 4,642	$ 4,642	$ -	$ -	$ 4,642
City of San Fernando	$ 1,849	$ 7,198	$ 14,909	$ 23,955	$ 1,849	$ 7,183	$ 8,223	$ 17,254
City of San Gabriel	$ 3,137	$ 12,092	$ 46,975	$ 62,204	$ 3,137	$ 24,382	$ 27,912	$ 55,431
City of San Marino	$ 1,517	$ 4,894	$ 23,425	$ 29,836	$ 1,517	$ 11,876	$ 13,596	$ 26,989
City of Santa Clarita	$ 22,512	$ -	$ -	$ 22,512	$ 22,512	$ -	$ -	$ 22,512
City of Santa Fe Springs	$ 2,732	$ 17,562	$ 40,053	$ 60,347	$ 2,732	$ 10,742	$ 12,297	$ 25,772
City of Santa Monica	$ 6,922	$ 295,103	$ 94,944	$ 396,969	$ 6,922	$ 53,774	$ 61,558	$ 122,254
City of Sierra Madre	$ 1,226	$ 7,198	$ 10,332	$ 18,755	$ 1,226	$ 9,593	$ 10,982	$ 21,802
City of Signal Hill	$ 1,084	$ 3,743	$ 10,109	$ 14,936	$ 1,084	$ 4,230	$ 4,843	$ 10,157
City of South El Monte	$ 1,738	$ 2,591	$ -	$ 4,329	$ 1,738	$ -	$ -	$ 1,738
City of South Gate	$ 6,928	$ 28,791	$ 72,751	$ 108,470	$ 6,928	$ 26,884	$ 30,776	$ 64,588
City of South Pasadena	$ 2,172	$ 18,426	$ 35,378	$ 55,976	$ 2,172	$ 16,906	$ 19,353	$ 38,430
City of Temple City	$ 2,874	$ -	$ -	$ 2,874	$ 2,874	$ -	$ -	$ 2,874
City of Torrance	$ 12,567	$ 293,087	$ 111,285	$ 416,940	$ 12,567	$ 97,868	$ 112,036	$ 222,471
City of Vernon	$ 1,038	$ 15,835	$ 34,098	$ 50,970	$ 1,038	$ 23,188	$ 26,545	$ 50,771
City of Walnut	$ 3,513	$ -	$ -	$ 3,513	$ 3,513	$ -	$ -	$ 3,513
City of West Covina	$ 9,389	$ 98,964	$ 102,705	$ 211,057	$ 9,389	$ 73,150	$ 83,739	$ 166,277
City of Westlake Village	$ 1,581	$ -	$ -	$ 1,581	$ 1,581	$ -	$ -	$ 1,581
City of Whittier	$ 7,889	$ 27,639	$ 38,972	$ 74,500	$ 7,889	$ 30,761	$ 35,214	$ 73,864
County of Los Angeles	$ 375,495	$ 2,357,655	$ 3,722,603	$ 6,455,753	$ 375,495	$ 4,954,655	$ 5,671,913	$ 11,002,062
Inglewood Unified School District	$ 554	$ 2,817	$ 8,040	$ 11,411	$ 554	$ 2,139	$ 2,448	$ 5,141
Los Angeles Unified School District	$ 28,840	$ 155,469	$ 475,646	$ 659,955	$ 28,840	$ 222,606	$ 254,832	$ 506,278
UCLA	$ 1,960	$ 185,987	$ 17,333	$ 205,280	$ 1,960	$ 15,146	$ 17,339	$ 34,445
Total	$ 1,186,691	$ 9,441,210	$ 10,807,962	$ 21,435,863	$ 1,186,691	$ 9,441,210	$ 10,807,962	$ 21,435,863

AGENDA ITEM 5 - ATTACHMENT B

LA-RICS
May 2014

Option A: Annual Costs Distributed by Average Daily Radios (LMR) and High Speed Units (LTE); Baseline Admin Cost Distributed by 50% Population/50% Geography; Hard Match Distributed by 50% Population/50% Geography
Option B: Annual Costs Distributed 50% Population/50% Geography for LMR, LTE, Baseline Admin Cost, and Hard Match

	Option A FY 2023/24				Option B FY 2023/24			
	JPA Operations	LMR	LTE	Total	JPA Operations	LMR	LTE	Total
City of Agoura Hills	$ 2,800	$ -	$ -	$ 2,800	$ 2,800	$ -	$ -	$ 2,800
City of Alhambra	$ 6,495	$ 28,682	$ 78,582	$ 113,759	$ 6,495	$ 49,268	$ 57,549	$ 113,312
City of Arcadia	$ 5,604	$ 52,242	$ 51,493	$ 109,340	$ 5,604	$ 42,729	$ 49,912	$ 98,246
City of Artesia	$ 1,310	$ -	$ -	$ 1,310	$ 1,310	$ -	$ -	$ 1,310
City of Avalon	$ 812	$ 1,363	$ 2,385	$ 4,560	$ 812	$ 6,253	$ 7,304	$ 14,368
City of Azusa	$ 4,699	$ 13,954	$ 37,952	$ 56,604	$ 4,699	$ 17,918	$ 20,929	$ 43,546
City of Baldwin Park	$ 5,858	$ 22,697	$ 67,256	$ 95,811	$ 5,858	$ 22,216	$ 25,950	$ 54,024
City of Bell	$ 2,628	$ 4,302	$ 19,175	$ 26,106	$ 2,628	$ 9,958	$ 11,632	$ 24,218
City of Bell Gardens	$ 2,995	$ 18,930	$ 66,723	$ 88,648	$ 2,995	$ 11,336	$ 13,241	$ 27,572
City of Bellflower	$ 5,800	$ 14,341	$ -	$ 20,141	$ 5,800	$ -	$ -	$ 5,800
City of Beverly Hills	$ 3,190	$ 113,868	$ 60,710	$ 177,768	$ 3,190	$ 24,291	$ 28,373	$ 55,854
City of Bradbury	$ 463	$ -	$ -	$ 463	$ 463	$ -	$ -	$ 463
City of Burbank	$ 9,702	$ 277,643	$ 530,431	$ 817,776	$ 9,702	$ 73,884	$ 86,303	$ 169,890
City of Calabasas	$ 4,206	$ -	$ -	$ 4,206	$ 4,206	$ -	$ -	$ 4,206
City of Carson	$ 9,285	$ 5,736	$ 8,595	$ 23,616	$ 9,285	$ -	$ -	$ 9,285
City of Cerritos	$ 4,712	$ -	$ -	$ 4,712	$ 4,712	$ -	$ -	$ 4,712
City of Claremont	$ 4,832	$ 11,473	$ 19,162	$ 35,467	$ 4,832	$ 18,514	$ 21,626	$ 44,973
City of Commerce	$ 2,097	$ -	$ -	$ 2,097	$ 2,097	$ -	$ -	$ 2,097
City of Compton	$ 7,789	$ 17,496	$ 20,505	$ 45,790	$ 7,789	$ 29,565	$ 34,535	$ 71,889
City of Covina	$ 4,272	$ 17,496	$ 33,323	$ 55,091	$ 4,272	$ 16,253	$ 18,985	$ 39,511
City of Culver City	$ 3,350	$ 117,597	$ 47,193	$ 168,139	$ 3,350	$ 25,468	$ 29,749	$ 58,567
City of Downey	$ 9,186	$ 65,969	$ 280,355	$ 355,510	$ 9,186	$ 69,772	$ 81,499	$ 160,457
City of Duarte	$ 2,019	$ 12,907	$ 8,595	$ 23,521	$ 2,019	$ -	$ -	$ 2,019
City of El Monte	$ 8,684	$ 10,039	$ 39,225	$ 57,948	$ 8,684	$ 32,925	$ 38,460	$ 80,069
City of El Segundo	$ 2,097	$ 15,447	$ 17,291	$ 34,836	$ 2,097	$ 16,049	$ 18,747	$ 36,893
City of Gardena	$ 4,684	$ 41,589	$ 308,773	$ 355,046	$ 4,684	$ 35,551	$ 41,527	$ 81,762
City of Glendale	$ 17,400	$ 316,651	$ 41,870	$ 375,920	$ 17,400	$ 132,426	$ 154,685	$ 304,511
City of Glendora	$ 5,966	$ 15,074	$ 46,272	$ 67,312	$ 5,966	$ 22,809	$ 26,643	$ 55,417
City of Hawaiian Gardens	$ 1,039	$ -	$ -	$ 1,039	$ 1,039	$ -	$ -	$ 1,039
City of Hawthorne	$ 6,260	$ 25,527	$ 76,066	$ 107,854	$ 6,260	$ 23,715	$ 27,701	$ 57,675
City of Hermosa Beach	$ 1,452	$ 6,597	$ 19,383	$ 27,432	$ 1,452	$ 11,002	$ 12,851	$ 25,304
City of Hidden Hills	$ 455	$ -	$ -	$ 455	$ 455	$ -	$ -	$ 455
City of Huntington Park	$ 4,057	$ 12,046	$ 47,754	$ 63,857	$ 4,057	$ 15,347	$ 17,927	$ 37,331
City of Industry	$ 2,483	$ -	$ -	$ 2,483	$ 2,483	$ -	$ -	$ 2,483
City of Inglewood	$ 8,385	$ 19,504	$ 6,337	$ 34,226	$ 8,385	$ 31,787	$ 37,130	$ 77,301
City of Irwindale	$ 2,050	$ 424	$ 2,757	$ 5,231	$ 2,050	$ 7,946	$ 9,282	$ 19,278
City of La Canada Flintridge	$ 2,885	$ -	$ 860	$ 3,745	$ 2,885	$ -	$ -	$ 2,885
City of La Habra Heights	$ 1,573	$ 965	$ 2,016	$ 4,553	$ 1,573	$ 6,069	$ 7,089	$ 14,731
City of La Mirada	$ 4,476	$ -	$ -	$ 4,476	$ 4,476	$ -	$ -	$ 4,476
City of La Puente	$ 3,069	$ -	$ -	$ 3,069	$ 3,069	$ -	$ -	$ 3,069
City of La Verne	$ 3,469	$ 11,473	$ 5,282	$ 20,224	$ 3,469	$ 26,498	$ 30,952	$ 60,919
City of Lakewood	$ 6,673	$ -	$ -	$ 6,673	$ 6,673	$ -	$ -	$ 6,673
City of Lancaster	$ 28,603	$ -	$ -	$ 28,603	$ 28,603	$ -	$ -	$ 28,603
City of Lawndale	$ 2,342	$ -	$ -	$ 2,342	$ 2,342	$ -	$ -	$ 2,342
City of Long Beach	$ 37,966	$ 325,183	$ 439,960	$ 803,110	$ 37,966	$ 288,345	$ 336,811	$ 663,122
City of Los Angeles	$ 321,090	$ 3,843,403	$ 3,238,261	$ 7,402,755	$ 321,090	$ 2,447,207	$ 2,858,547	$ 5,626,845

LA-RICS
May 2014

Option A: Annual Costs Distributed by Average Daily Radios (LMR) and High Speed Units (LTE); Baseline Admin Cost Distributed by 50% Population/50% Geography; Hard Match Distributed by 50% Population/50% Geography
Option B: Annual Costs Distributed 50% Population/50% Geography for LMR, LTE, Baseline Admin Cost, and Hard Match

	Option A FY 2023/24				Option B FY 2023/24			
	JPA Operations	LMR	LTE	Total	JPA Operations	LMR	LTE	Total
City of Lynwood	$ 5,113	$ -	$ -	$ 5,113	$ 5,113	$ -	$ -	$ 5,113
City of Manhattan Beach	$ 2,881	$ 29,829	$ 49,915	$ 82,625	$ 2,881	$ 21,877	$ 25,555	$ 50,313
City of Maywood	$ 1,862	$ -	$ -	$ 1,862	$ 1,862	$ -	$ -	$ 1,862
City of Monrovia	$ 3,834	$ 56,504	$ 44,511	$ 104,849	$ 3,834	$ 29,262	$ 34,181	$ 67,277
City of Montebello	$ 5,417	$ 58,073	$ 61,189	$ 124,680	$ 5,417	$ 41,192	$ 48,116	$ 94,725
City of Monterey Park	$ 5,188	$ 15,775	$ 25,051	$ 46,014	$ 5,188	$ 39,433	$ 46,061	$ 90,682
City of Norwalk	$ 8,230	$ -	$ -	$ 8,230	$ 8,230	$ -	$ -	$ 8,230
City of Palmdale	$ 30,757	$ -	$ -	$ 30,757	$ 30,757	$ -	$ -	$ 30,757
City of Palos Verdes Estates	$ 1,772	$ 4,046	$ 12,551	$ 18,369	$ 1,772	$ 6,786	$ 7,926	$ 16,485
City of Paramount	$ 4,192	$ -	$ -	$ 4,192	$ 4,192	$ -	$ -	$ 4,192
City of Pasadena	$ 12,719	$ 172,093	$ 94,079	$ 278,890	$ 12,719	$ 96,824	$ 113,098	$ 222,641
City of Pico Rivera	$ 5,546	$ -	$ -	$ 5,546	$ 5,546	$ -	$ -	$ 5,546
City of Pomona	$ 13,537	$ 56,791	$ 96,220	$ 166,548	$ 13,537	$ 51,515	$ 60,174	$ 125,227
City of Ranchos Palos Verdes	$ 5,224	$ -	$ -	$ 5,224	$ 5,224	$ -	$ -	$ 5,224
City of Redondo Beach	$ 5,222	$ 50,194	$ 43,997	$ 99,413	$ 5,222	$ 39,619	$ 46,278	$ 91,120
City of Rolling Hills Estates	$ 1,212	$ -	$ -	$ 1,212	$ 1,212	$ -	$ -	$ 1,212
City of Rosemead	$ 4,253	$ -	$ -	$ 4,253	$ 4,253	$ -	$ -	$ 4,253
City of San Dimas	$ 4,735	$ -	$ -	$ 4,735	$ 4,735	$ -	$ -	$ 4,735
City of San Fernando	$ 1,886	$ 7,171	$ 15,179	$ 24,235	$ 1,886	$ 7,156	$ 8,359	$ 17,400
City of San Gabriel	$ 3,200	$ 12,046	$ 47,817	$ 63,064	$ 3,200	$ 24,290	$ 28,373	$ 55,863
City of San Marino	$ 1,547	$ 4,876	$ 23,846	$ 30,270	$ 1,547	$ 11,832	$ 13,820	$ 27,199
City of Santa Clarita	$ 22,962	$ -	$ -	$ 22,962	$ 22,962	$ -	$ -	$ 22,962
City of Santa Fe Springs	$ 2,786	$ 17,496	$ 40,811	$ 61,094	$ 2,786	$ 10,702	$ 12,501	$ 25,989
City of Santa Monica	$ 7,061	$ 293,992	$ 96,630	$ 397,682	$ 7,061	$ 53,571	$ 62,576	$ 123,207
City of Sierra Madre	$ 1,251	$ 7,171	$ 10,500	$ 18,921	$ 1,251	$ 9,557	$ 11,164	$ 21,972
City of Signal Hill	$ 1,105	$ 3,729	$ 10,295	$ 15,129	$ 1,105	$ 4,214	$ 4,923	$ 10,243
City of South El Monte	$ 1,773	$ 2,581	$ -	$ 4,355	$ 1,773	$ -	$ -	$ 1,773
City of South Gate	$ 7,067	$ 28,682	$ 74,099	$ 109,849	$ 7,067	$ 26,783	$ 31,284	$ 65,134
City of South Pasadena	$ 2,215	$ 18,357	$ 36,019	$ 56,590	$ 2,215	$ 16,842	$ 19,673	$ 38,730
City of Temple City	$ 2,931	$ -	$ -	$ 2,931	$ 2,931	$ -	$ -	$ 2,931
City of Torrance	$ 12,818	$ 291,984	$ 113,122	$ 417,925	$ 12,818	$ 97,500	$ 113,888	$ 224,206
City of Vernon	$ 1,059	$ 15,775	$ 34,688	$ 51,521	$ 1,059	$ 23,101	$ 26,984	$ 51,143
City of Walnut	$ 3,583	$ -	$ -	$ 3,583	$ 3,583	$ -	$ -	$ 3,583
City of West Covina	$ 9,576	$ 98,591	$ 104,468	$ 212,636	$ 9,576	$ 72,874	$ 85,123	$ 167,574
City of Westlake Village	$ 1,613	$ -	$ -	$ 1,613	$ 1,613	$ -	$ -	$ 1,613
City of Whittier	$ 8,047	$ 27,535	$ 39,630	$ 75,211	$ 8,047	$ 30,645	$ 35,796	$ 74,488
County of Los Angeles	$ 383,004	$ 2,348,778	$ 3,777,375	$ 6,509,158	$ 383,004	$ 4,936,000	$ 5,765,671	$ 11,084,675
Inglewood Unified School District	$ 565	$ 2,806	$ 8,192	$ 11,564	$ 565	$ 2,130	$ 2,489	$ 5,184
Los Angeles Unified School District	$ 29,417	$ 154,883	$ 484,275	$ 668,575	$ 29,417	$ 221,768	$ 259,044	$ 510,229
UCLA	$ 2,000	$ 185,286	$ 17,620	$ 204,906	$ 2,000	$ 15,089	$ 17,625	$ 34,714
Total	$ 1,210,424	$ 9,405,662	$ 10,986,621	$ 21,602,708	$ 1,210,424	$ 9,405,662	$ 10,986,621	$ 21,602,708

LA-RICS
May 2014

Option A: Annual Costs Distributed by Average Daily Radios (LMR) and High Speed Units (LTE); Baseline Admin Cost Distributed by 50% Population/50% Geography; Hard Match Distributed by 50% Population/50% Geography
Option B: Annual Costs Distributed 50% Population/50% Geography for LMR, LTE, Baseline Admin Cost, and Hard Match

	Option A FY 2024/25				Option B FY 2025/26			
	JPA Operations	LMR	LTE	Total	JPA Operations	LMR	LTE	Total
City of Agoura Hills	$ 2,856	$ -	$ -	$ 2,856	$ 2,913	$ -	$ -	$ 2,913
City of Alhambra	$ 6,625	$ 28,737	$ 79,957	$ 115,319	$ 6,757	$ 28,631	$ 81,360	$ 116,748
City of Arcadia	$ 5,716	$ 52,343	$ 52,353	$ 110,412	$ 5,831	$ 52,150	$ 53,229	$ 111,210
City of Artesia	$ 1,336	$ -	$ -	$ 1,336	$ 1,363	$ -	$ -	$ 1,363
City of Avalon	$ 828	$ 1,365	$ 2,407	$ 4,601	$ 845	$ 1,360	$ 2,431	$ 4,636
City of Azusa	$ 4,793	$ 13,981	$ 38,640	$ 57,413	$ 4,889	$ 13,929	$ 39,341	$ 58,159
City of Baldwin Park	$ 5,975	$ 22,741	$ 68,512	$ 97,229	$ 6,094	$ 22,657	$ 69,794	$ 98,546
City of Bell	$ 2,681	$ 4,311	$ 19,519	$ 26,510	$ 2,734	$ 4,295	$ 19,870	$ 26,899
City of Bell Gardens	$ 3,055	$ 18,967	$ 68,012	$ 90,034	$ 3,116	$ 18,897	$ 69,327	$ 91,340
City of Bellflower	$ 5,916	$ 14,369	$ -	$ 20,285	$ 6,035	$ 14,316	$ -	$ 20,350
City of Beverly Hills	$ 3,254	$ 114,088	$ 61,827	$ 179,169	$ 3,319	$ 113,666	$ 62,967	$ 179,952
City of Bradbury	$ 472	$ -	$ -	$ 472	$ 482	$ -	$ -	$ 482
City of Burbank	$ 9,896	$ 278,179	$ 540,745	$ 828,820	$ 10,094	$ 277,151	$ 551,265	$ 838,511
City of Calabasas	$ 4,290	$ -	$ -	$ 4,290	$ 4,376	$ -	$ -	$ 4,376
City of Carson	$ 9,470	$ 5,747	$ 8,767	$ 23,985	$ 9,660	$ 5,726	$ 8,942	$ 24,328
City of Cerritos	$ 4,806	$ -	$ -	$ 4,806	$ 4,902	$ -	$ -	$ 4,902
City of Claremont	$ 4,929	$ 11,495	$ 19,471	$ 35,895	$ 5,028	$ 11,453	$ 19,787	$ 36,267
City of Commerce	$ 2,139	$ -	$ -	$ 2,139	$ 2,182	$ -	$ -	$ 2,182
City of Compton	$ 7,945	$ 17,530	$ 20,798	$ 46,272	$ 8,103	$ 17,465	$ 21,096	$ 46,664
City of Covina	$ 4,358	$ 17,530	$ 33,924	$ 55,812	$ 4,445	$ 17,465	$ 34,538	$ 56,448
City of Culver City	$ 3,417	$ 117,824	$ 48,035	$ 169,275	$ 3,485	$ 117,388	$ 48,894	$ 169,767
City of Downey	$ 9,370	$ 66,096	$ 285,684	$ 361,150	$ 9,557	$ 65,852	$ 291,119	$ 366,529
City of Duarte	$ 2,059	$ 12,932	$ 8,767	$ 23,758	$ 2,100	$ 12,884	$ 8,942	$ 23,927
City of El Monte	$ 8,858	$ 10,058	$ 39,878	$ 58,794	$ 9,035	$ 10,021	$ 40,544	$ 59,600
City of El Segundo	$ 2,139	$ 15,477	$ 17,573	$ 35,190	$ 2,182	$ 15,420	$ 17,861	$ 35,463
City of Gardena	$ 4,778	$ 41,669	$ 314,807	$ 361,254	$ 4,873	$ 41,515	$ 320,961	$ 367,350
City of Glendale	$ 17,748	$ 317,262	$ 42,180	$ 377,189	$ 18,103	$ 316,089	$ 42,495	$ 376,687
City of Glendora	$ 6,085	$ 15,103	$ 47,107	$ 68,295	$ 6,207	$ 15,047	$ 47,958	$ 69,212
City of Hawaiian Gardens	$ 1,060	$ -	$ -	$ 1,060	$ 1,081	$ -	$ -	$ 1,081
City of Hawthorne	$ 6,385	$ 25,576	$ 77,493	$ 109,455	$ 6,513	$ 25,482	$ 78,948	$ 110,943
City of Hermosa Beach	$ 1,481	$ 6,610	$ 19,727	$ 27,818	$ 1,510	$ 6,585	$ 20,078	$ 28,173
City of Hidden Hills	$ 464	$ -	$ -	$ 464	$ 473	$ -	$ -	$ 473
City of Huntington Park	$ 4,138	$ 12,070	$ 48,648	$ 64,856	$ 4,221	$ 12,025	$ 49,559	$ 65,806
City of Industry	$ 2,533	$ -	$ -	$ 2,533	$ 2,584	$ -	$ -	$ 2,584
City of Inglewood	$ 8,553	$ 19,541	$ 6,337	$ 34,431	$ 8,724	$ 19,469	$ 6,337	$ 34,530
City of Irwindale	$ 2,091	$ 425	$ 2,781	$ 5,296	$ 2,133	$ 423	$ 2,805	$ 5,360
City of La Canada Flintridge	$ 2,943	$ -	$ 877	$ 3,820	$ 3,002	$ -	$ 894	$ 3,896
City of La Habra Heights	$ 1,605	$ 967	$ 2,032	$ 4,603	$ 1,637	$ 963	$ 2,048	$ 4,648
City of La Mirada	$ 4,565	$ -	$ -	$ 4,565	$ 4,656	$ -	$ -	$ 4,656
City of La Puente	$ 3,130	$ -	$ -	$ 3,130	$ 3,193	$ -	$ -	$ 3,193
City of La Verne	$ 3,538	$ 11,495	$ 5,282	$ 20,316	$ 3,609	$ 11,453	$ 5,282	$ 20,344
City of Lakewood	$ 6,806	$ -	$ -	$ 6,806	$ 6,942	$ -	$ -	$ 6,942
City of Lancaster	$ 29,176	$ -	$ -	$ 29,176	$ 29,759	$ -	$ -	$ 29,759
City of Lawndale	$ 2,389	$ -	$ -	$ 2,389	$ 2,437	$ -	$ -	$ 2,437
City of Long Beach	$ 38,725	$ 325,811	$ 447,610	$ 812,147	$ 39,500	$ 324,607	$ 455,413	$ 819,520
City of Los Angeles	$ 327,512	$ 3,850,823	$ 3,293,269	$ 7,471,604	$ 334,063	$ 3,836,591	$ 3,349,378	$ 7,520,031

LA-RICS
May 2014

Option A: Annual Costs Distributed by Average Daily Radios (LMR) and High Speed Units (LTE); Baseline Admin Cost Distributed by 50% Population/50% Geography; Hard Match Distributed by 50% Population/50% Geography
Option B: Annual Costs Distributed 50% Population/50% Geography for LMR, LTE, Baseline Admin Cost, and Hard Match

	Option A FY 2024/25				Option B FY 2025/26			
	JPA Operations	LMR	LTE	Total	JPA Operations	LMR	LTE	Total
City of Lynwood	$ 5,215	$ -	$ -	$ 5,215	$ 5,320	$ -	$ -	$ 5,320
City of Manhattan Beach	$ 2,938	$ 29,887	$ 50,826	$ 83,651	$ 2,997	$ 29,777	$ 51,755	$ 84,529
City of Maywood	$ 1,899	$ -	$ -	$ 1,899	$ 1,937	$ -	$ -	$ 1,937
City of Monrovia	$ 3,911	$ 56,613	$ 45,285	$ 105,809	$ 3,989	$ 56,404	$ 46,074	$ 106,467
City of Montebello	$ 5,526	$ 58,185	$ 62,249	$ 125,960	$ 5,636	$ 57,970	$ 63,330	$ 126,936
City of Monterey Park	$ 5,292	$ 15,806	$ 25,395	$ 46,492	$ 5,397	$ 15,747	$ 25,746	$ 46,890
City of Norwalk	$ 8,394	$ -	$ -	$ 8,394	$ 8,562	$ -	$ -	$ 8,562
City of Palmdale	$ 31,372	$ -	$ -	$ 31,372	$ 31,999	$ -	$ -	$ 31,999
City of Palos Verdes Estates	$ 1,808	$ 4,053	$ 12,775	$ 18,636	$ 1,844	$ 4,038	$ 13,004	$ 18,886
City of Paramount	$ 4,276	$ -	$ -	$ 4,276	$ 4,362	$ -	$ -	$ 4,362
City of Pasadena	$ 12,973	$ 172,425	$ 95,574	$ 280,972	$ 13,233	$ 171,788	$ 97,100	$ 282,120
City of Pico Rivera	$ 5,657	$ -	$ -	$ 5,657	$ 5,770	$ -	$ -	$ 5,770
City of Pomona	$ 13,808	$ 56,900	$ 97,939	$ 168,647	$ 14,084	$ 56,690	$ 99,692	$ 170,467
City of Ranchos Palos Verdes	$ 5,328	$ -	$ -	$ 5,328	$ 5,435	$ -	$ -	$ 5,435
City of Redondo Beach	$ 5,327	$ 50,291	$ 44,719	$ 100,336	$ 5,433	$ 50,105	$ 45,456	$ 100,993
City of Rolling Hills Estates	$ 1,236	$ -	$ -	$ 1,236	$ 1,261	$ -	$ -	$ 1,261
City of Rosemead	$ 4,338	$ -	$ -	$ 4,338	$ 4,424	$ -	$ -	$ 4,424
City of San Dimas	$ 4,829	$ -	$ -	$ 4,829	$ 4,926	$ -	$ -	$ 4,926
City of San Fernando	$ 1,923	$ 7,184	$ 15,454	$ 24,561	$ 1,962	$ 7,158	$ 15,734	$ 24,854
City of San Gabriel	$ 3,264	$ 12,070	$ 48,677	$ 64,010	$ 3,329	$ 12,025	$ 49,554	$ 64,908
City of San Marino	$ 1,578	$ 4,885	$ 24,276	$ 30,740	$ 1,610	$ 4,867	$ 24,714	$ 31,192
City of Santa Clarita	$ 23,421	$ -	$ -	$ 23,421	$ 23,890	$ -	$ -	$ 23,890
City of Santa Fe Springs	$ 2,842	$ 17,530	$ 41,585	$ 61,957	$ 2,899	$ 17,465	$ 42,374	$ 62,738
City of Santa Monica	$ 7,202	$ 294,559	$ 98,349	$ 400,110	$ 7,346	$ 293,471	$ 100,102	$ 400,918
City of Sierra Madre	$ 1,276	$ 7,184	$ 10,672	$ 19,132	$ 1,301	$ 7,158	$ 10,848	$ 19,306
City of Signal Hill	$ 1,128	$ 3,736	$ 10,484	$ 15,347	$ 1,150	$ 3,722	$ 10,677	$ 15,549
City of South El Monte	$ 1,809	$ 2,586	$ -	$ 4,395	$ 1,845	$ 2,577	$ -	$ 4,422
City of South Gate	$ 7,208	$ 28,737	$ 75,475	$ 111,420	$ 7,353	$ 28,631	$ 76,877	$ 112,861
City of South Pasadena	$ 2,259	$ 18,392	$ 36,672	$ 57,323	$ 2,305	$ 18,324	$ 37,338	$ 57,967
City of Temple City	$ 2,990	$ -	$ -	$ 2,990	$ 3,050	$ -	$ -	$ 3,050
City of Torrance	$ 13,075	$ 292,548	$ 114,996	$ 420,618	$ 13,336	$ 291,466	$ 116,907	$ 421,710
City of Vernon	$ 1,080	$ 15,806	$ 35,289	$ 52,175	$ 1,101	$ 15,747	$ 35,903	$ 52,752
City of Walnut	$ 3,655	$ -	$ -	$ 3,655	$ 3,728	$ -	$ -	$ 3,728
City of West Covina	$ 9,768	$ 98,781	$ 106,267	$ 214,816	$ 9,963	$ 98,416	$ 108,102	$ 216,481
City of Westlake Village	$ 1,645	$ -	$ -	$ 1,645	$ 1,678	$ -	$ -	$ 1,678
City of Whittier	$ 8,208	$ 27,588	$ 40,300	$ 76,096	$ 8,372	$ 27,486	$ 40,984	$ 76,842
County of Los Angeles	$ 390,665	$ 2,353,312	$ 3,833,243	$ 6,577,220	$ 398,478	$ 2,344,615	$ 3,890,228	$ 6,633,321
Inglewood Unified School District	$ 577	$ 2,812	$ 8,347	$ 11,736	$ 588	$ 2,801	$ 8,506	$ 11,895
Los Angeles Unified School District	$ 30,005	$ 155,182	$ 493,077	$ 678,264	$ 30,605	$ 154,609	$ 502,054	$ 687,268
UCLA	$ 2,040	$ 185,644	$ 17,912	$ 205,596	$ 2,080	$ 184,958	$ 18,210	$ 205,248
Total	$ 1,234,633	$ 9,423,819	$ 11,168,853	$ 21,827,305	$ 1,259,326	$ 9,388,990	$ 11,354,730	$ 22,003,046

LA-RICS
May 2014

Option A: Annual Costs Distributed by Average Daily Radios (LMR) and High Speed Units (LTE); Baseline Admin Cost Distributed by 50% Population/50% Geography; Hard Match Distributed by 50% Population/50% Geography
Option B: Annual Costs Distributed 50% Population/50% Geography for LMR, LTE, Baseline Admin Cost, and Hard Match

	Option A FY 2026/27				Option B FY 2026/27			
	JPA Operations	LMR	LTE	Total	JPA Operations	LMR	LTE	Total
City of Agoura Hills	$ 2,972	$ -	$ -	$ 2,972	$ 2,972	$ -	$ -	$ 2,972
City of Alhambra	$ 6,892	$ 28,689	$ 82,791	$ 118,372	$ 6,892	$ 49,280	$ 60,471	$ 116,642
City of Arcadia	$ 5,947	$ 52,255	$ 54,124	$ 112,326	$ 5,947	$ 42,740	$ 52,445	$ 101,132
City of Artesia	$ 1,390	$ -	$ -	$ 1,390	$ 1,390	$ -	$ -	$ 1,390
City of Avalon	$ 862	$ 1,363	$ 2,454	$ 4,679	$ 862	$ 6,254	$ 7,674	$ 14,790
City of Azusa	$ 4,986	$ 13,957	$ 40,056	$ 59,000	$ 4,986	$ 17,922	$ 21,992	$ 44,900
City of Baldwin Park	$ 6,216	$ 22,703	$ 71,101	$ 100,020	$ 6,216	$ 22,221	$ 27,268	$ 55,705
City of Bell	$ 2,789	$ 4,303	$ 20,227	$ 27,320	$ 2,789	$ 9,960	$ 12,222	$ 24,971
City of Bell Gardens	$ 3,179	$ 18,935	$ 70,668	$ 92,781	$ 3,179	$ 11,339	$ 13,913	$ 28,431
City of Bellflower	$ 6,155	$ 14,344	$ -	$ 20,500	$ 6,155	$ -	$ -	$ 6,155
City of Beverly Hills	$ 3,385	$ 113,895	$ 64,130	$ 181,409	$ 3,385	$ 24,296	$ 29,814	$ 57,495
City of Bradbury	$ 492	$ -	$ -	$ 492	$ 492	$ -	$ -	$ 492
City of Burbank	$ 10,296	$ 277,708	$ 561,996	$ 850,001	$ 10,296	$ 73,902	$ 90,684	$ 174,882
City of Calabasas	$ 4,463	$ -	$ -	$ 4,463	$ 4,463	$ -	$ -	$ 4,463
City of Carson	$ 9,853	$ 5,738	$ 9,121	$ 24,712	$ 9,853	$ -	$ -	$ 9,853
City of Cerritos	$ 5,000	$ -	$ -	$ 5,000	$ 5,000	$ -	$ -	$ 5,000
City of Claremont	$ 5,128	$ 11,476	$ 20,109	$ 36,713	$ 5,128	$ 18,519	$ 22,724	$ 46,371
City of Commerce	$ 2,226	$ -	$ -	$ 2,226	$ 2,226	$ -	$ -	$ 2,226
City of Compton	$ 8,266	$ 17,500	$ 21,400	$ 47,165	$ 8,266	$ 29,572	$ 36,288	$ 74,126
City of Covina	$ 4,534	$ 17,500	$ 35,164	$ 57,198	$ 4,534	$ 16,257	$ 19,949	$ 40,740
City of Culver City	$ 3,555	$ 117,624	$ 49,771	$ 170,950	$ 3,555	$ 25,474	$ 31,259	$ 60,288
City of Downey	$ 9,749	$ 65,984	$ 296,664	$ 372,397	$ 9,749	$ 69,788	$ 85,636	$ 165,173
City of Duarte	$ 2,142	$ 12,910	$ 9,121	$ 24,173	$ 2,142	$ -	$ -	$ 2,142
City of El Monte	$ 9,216	$ 10,041	$ 41,224	$ 60,481	$ 9,216	$ 32,933	$ 40,412	$ 82,561
City of El Segundo	$ 2,225	$ 15,451	$ 18,154	$ 35,830	$ 2,225	$ 16,053	$ 19,698	$ 37,977
City of Gardena	$ 4,971	$ 41,599	$ 327,239	$ 373,808	$ 4,971	$ 35,560	$ 43,635	$ 84,166
City of Glendale	$ 18,465	$ 316,725	$ 42,817	$ 378,007	$ 18,465	$ 132,457	$ 162,537	$ 313,459
City of Glendora	$ 6,331	$ 15,078	$ 48,826	$ 70,234	$ 6,331	$ 22,814	$ 27,995	$ 57,140
City of Hawaiian Gardens	$ 1,103	$ -	$ -	$ 1,103	$ 1,103	$ -	$ -	$ 1,103
City of Hawthorne	$ 6,643	$ 25,533	$ 80,433	$ 112,609	$ 6,643	$ 23,720	$ 29,107	$ 59,470
City of Hermosa Beach	$ 1,541	$ 6,598	$ 20,435	$ 28,575	$ 1,541	$ 11,004	$ 13,503	$ 26,048
City of Hidden Hills	$ 483	$ -	$ -	$ 483	$ 483	$ -	$ -	$ 483
City of Huntington Park	$ 4,306	$ 12,049	$ 50,489	$ 66,844	$ 4,306	$ 15,351	$ 18,837	$ 38,493
City of Industry	$ 2,635	$ -	$ -	$ 2,635	$ 2,635	$ -	$ -	$ 2,635
City of Inglewood	$ 8,898	$ 19,508	$ 6,337	$ 34,743	$ 8,898	$ 31,794	$ 39,014	$ 79,707
City of Irwindale	$ 2,175	$ 424	$ 2,829	$ 5,428	$ 2,175	$ 7,948	$ 9,753	$ 19,877
City of La Canada Flintridge	$ 3,062	$ -	$ 912	$ 3,974	$ 3,062	$ -	$ -	$ 3,062
City of La Habra Heights	$ 1,669	$ 965	$ 2,065	$ 4,699	$ 1,669	$ 6,070	$ 7,449	$ 15,189
City of La Mirada	$ 4,750	$ -	$ -	$ 4,750	$ 4,750	$ -	$ -	$ 4,750
City of La Puente	$ 3,257	$ -	$ -	$ 3,257	$ 3,257	$ -	$ -	$ 3,257
City of La Verne	$ 3,681	$ 11,476	$ 5,282	$ 20,439	$ 3,681	$ 26,504	$ 32,523	$ 62,709
City of Lakewood	$ 7,081	$ -	$ -	$ 7,081	$ 7,081	$ -	$ -	$ 7,081
City of Lancaster	$ 30,354	$ -	$ -	$ 30,354	$ 30,354	$ -	$ -	$ 30,354
City of Lawndale	$ 2,486	$ -	$ -	$ 2,486	$ 2,486	$ -	$ -	$ 2,486
City of Long Beach	$ 40,290	$ 325,260	$ 463,371	$ 828,921	$ 40,290	$ 288,413	$ 353,909	$ 682,611
City of Los Angeles	$ 340,744	$ 3,844,310	$ 3,406,608	$ 7,591,662	$ 340,744	$ 2,447,784	$ 3,003,653	$ 5,792,181

AGENDA ITEM 5 - ATTACHMENT B

LA-RICS
May 2014

Option A: Annual Costs Distributed by Average Daily Radios (LMR) and High Speed Units (LTE); Baseline Admin Cost Distributed by 50% Population/50% Geography; Hard Match Distributed by 50% Population/50% Geography
Option B: Annual Costs Distributed 50% Population/50% Geography for LMR, LTE, Baseline Admin Cost, and Hard Match

	Option A FY 2026/27				Option B FY 2026/27			
	JPA Operations	LMR	LTE	Total	JPA Operations	LMR	LTE	Total
City of Lynwood	$ 5,426	$ -	$ -	$ 5,426	$ 5,426	$ -	$ -	$ 5,426
City of Manhattan Beach	$ 3,057	$ 29,836	$ 52,703	$ 85,597	$ 3,057	$ 21,883	$ 26,852	$ 51,792
City of Maywood	$ 1,975	$ -	$ -	$ 1,975	$ 1,975	$ -	$ -	$ 1,975
City of Monrovia	$ 4,069	$ 56,517	$ 46,878	$ 107,465	$ 4,069	$ 29,269	$ 35,916	$ 69,254
City of Montebello	$ 5,749	$ 58,087	$ 64,432	$ 128,268	$ 5,749	$ 41,201	$ 50,558	$ 97,508
City of Monterey Park	$ 5,505	$ 15,779	$ 26,103	$ 47,388	$ 5,505	$ 39,442	$ 48,399	$ 93,347
City of Norwalk	$ 8,734	$ -	$ -	$ 8,734	$ 8,734	$ -	$ -	$ 8,734
City of Palmdale	$ 32,639	$ -	$ -	$ 32,639	$ 32,639	$ -	$ -	$ 32,639
City of Palos Verdes Estates	$ 1,881	$ 4,047	$ 13,237	$ 19,164	$ 1,881	$ 6,787	$ 8,329	$ 16,997
City of Paramount	$ 4,449	$ -	$ -	$ 4,449	$ 4,449	$ -	$ -	$ 4,449
City of Pasadena	$ 13,497	$ 172,133	$ 98,656	$ 284,286	$ 13,497	$ 96,847	$ 118,839	$ 229,184
City of Pico Rivera	$ 5,885	$ -	$ -	$ 5,885	$ 5,885	$ -	$ -	$ 5,885
City of Pomona	$ 14,366	$ 56,804	$ 101,481	$ 172,651	$ 14,366	$ 51,527	$ 63,229	$ 129,122
City of Ranchos Palos Verdes	$ 5,544	$ -	$ -	$ 5,544	$ 5,544	$ -	$ -	$ 5,544
City of Redondo Beach	$ 5,542	$ 50,206	$ 46,207	$ 101,954	$ 5,542	$ 39,628	$ 48,628	$ 93,798
City of Rolling Hills Estates	$ 1,286	$ -	$ -	$ 1,286	$ 1,286	$ -	$ -	$ 1,286
City of Rosemead	$ 4,513	$ -	$ -	$ 4,513	$ 4,513	$ -	$ -	$ 4,513
City of San Dimas	$ 5,024	$ -	$ -	$ 5,024	$ 5,024	$ -	$ -	$ 5,024
City of San Fernando	$ 2,001	$ 7,172	$ 16,020	$ 25,194	$ 2,001	$ 7,158	$ 8,783	$ 17,942
City of San Gabriel	$ 3,396	$ 12,049	$ 50,448	$ 65,893	$ 3,396	$ 24,296	$ 29,814	$ 57,505
City of San Marino	$ 1,642	$ 4,877	$ 25,161	$ 31,681	$ 1,642	$ 11,834	$ 14,522	$ 27,998
City of Santa Clarita	$ 24,368	$ -	$ -	$ 24,368	$ 24,368	$ -	$ -	$ 24,368
City of Santa Fe Springs	$ 2,957	$ 17,500	$ 43,178	$ 63,636	$ 2,957	$ 10,704	$ 13,135	$ 26,797
City of Santa Monica	$ 7,493	$ 294,061	$ 101,891	$ 403,444	$ 7,493	$ 53,584	$ 65,752	$ 126,828
City of Sierra Madre	$ 1,327	$ 7,172	$ 11,026	$ 19,526	$ 1,327	$ 9,560	$ 11,731	$ 22,617
City of Signal Hill	$ 1,173	$ 3,730	$ 10,873	$ 15,776	$ 1,173	$ 4,215	$ 5,173	$ 10,561
City of South El Monte	$ 1,882	$ 2,582	$ -	$ 4,464	$ 1,882	$ -	$ -	$ 1,882
City of South Gate	$ 7,500	$ 28,689	$ 78,308	$ 114,497	$ 7,500	$ 26,789	$ 32,872	$ 67,161
City of South Pasadena	$ 2,351	$ 18,361	$ 38,018	$ 58,729	$ 2,351	$ 16,846	$ 20,672	$ 39,868
City of Temple City	$ 3,111	$ -	$ -	$ 3,111	$ 3,111	$ -	$ -	$ 3,111
City of Torrance	$ 13,603	$ 292,053	$ 118,857	$ 424,512	$ 13,603	$ 97,523	$ 119,669	$ 230,794
City of Vernon	$ 1,123	$ 15,779	$ 36,529	$ 53,431	$ 1,123	$ 23,106	$ 28,353	$ 52,583
City of Walnut	$ 3,803	$ -	$ -	$ 3,803	$ 3,803	$ -	$ -	$ 3,803
City of West Covina	$ 10,162	$ 98,614	$ 109,973	$ 218,750	$ 10,162	$ 72,891	$ 89,444	$ 172,498
City of Westlake Village	$ 1,712	$ -	$ -	$ 1,712	$ 1,712	$ -	$ -	$ 1,712
City of Whittier	$ 8,539	$ 27,541	$ 41,681	$ 77,762	$ 8,539	$ 30,652	$ 37,613	$ 76,805
County of Los Angeles	$ 406,447	$ 2,349,332	$ 3,948,353	$ 6,704,133	$ 406,447	$ 4,937,163	$ 6,058,348	$ 11,401,959
Inglewood Unified School District	$ 600	$ 2,807	$ 8,668	$ 12,074	$ 600	$ 2,131	$ 2,615	$ 5,346
Los Angeles Unified School District	$ 31,217	$ 154,920	$ 511,211	$ 697,348	$ 31,217	$ 221,820	$ 272,194	$ 525,231
UCLA	$ 2,122	$ 185,330	$ 18,514	$ 205,966	$ 2,122	$ 15,092	$ 18,520	$ 35,734
Total	$ 1,284,512	$ 9,407,880	$ 11,544,325	$ 22,236,717	$ 1,284,512	$ 9,407,880	$ 11,544,325	$ 22,236,717

LA-RICS
May 2014

Option A: Annual Costs Distributed by Average Daily Radios (LMR) and High Speed Units (LTE); Baseline Admin Cost Distributed by 50% Population/50% Geography; Hard Match Distributed by 50% Population/50% Geography
Option B: Annual Costs Distributed 50% Population/50% Geography for LMR, LTE, Baseline Admin Cost, and Hard Match

	Option A FY 2027/28				Option B FY 2027/28			
	JPA Operations	LMR	LTE	Total	JPA Operations	LMR	LTE	Total
City of Agoura Hills	$ 3,031	$ -	$ -	$ 3,031	$ 3,031	$ -	$ -	$ 3,031
City of Alhambra	$ 7,030	$ 28,748	$ 84,250	$ 120,028	$ 7,030	$ 49,381	$ 61,484	$ 117,894
City of Arcadia	$ 6,066	$ 52,362	$ 55,036	$ 113,464	$ 6,066	$ 42,827	$ 53,324	$ 102,217
City of Artesia	$ 1,418	$ -	$ -	$ 1,418	$ 1,418	$ -	$ -	$ 1,418
City of Avalon	$ 879	$ 1,366	$ 2,478	$ 4,723	$ 879	$ 6,267	$ 7,803	$ 14,949
City of Azusa	$ 5,086	$ 13,986	$ 40,786	$ 59,858	$ 5,086	$ 17,959	$ 22,360	$ 45,405
City of Baldwin Park	$ 6,341	$ 22,749	$ 72,435	$ 101,525	$ 6,341	$ 22,267	$ 27,724	$ 56,332
City of Bell	$ 2,845	$ 4,312	$ 20,592	$ 27,749	$ 2,845	$ 9,981	$ 12,427	$ 25,252
City of Bell Gardens	$ 3,242	$ 18,973	$ 72,036	$ 94,252	$ 3,242	$ 11,362	$ 14,147	$ 28,750
City of Bellflower	$ 6,278	$ 14,374	$ -	$ 20,652	$ 6,278	$ -	$ -	$ 6,278
City of Beverly Hills	$ 3,453	$ 114,128	$ 65,315	$ 182,896	$ 3,453	$ 24,346	$ 30,313	$ 58,112
City of Bradbury	$ 501	$ -	$ -	$ 501	$ 501	$ -	$ -	$ 501
City of Burbank	$ 10,502	$ 278,277	$ 572,942	$ 861,721	$ 10,502	$ 74,053	$ 92,203	$ 176,759
City of Calabasas	$ 4,553	$ -	$ -	$ 4,553	$ 4,553	$ -	$ -	$ 4,553
City of Carson	$ 10,050	$ 5,750	$ 9,304	$ 25,103	$ 10,050	$ -	$ -	$ 10,050
City of Cerritos	$ 5,100	$ -	$ -	$ 5,100	$ 5,100	$ -	$ -	$ 5,100
City of Claremont	$ 5,231	$ 11,499	$ 20,437	$ 37,167	$ 5,231	$ 18,557	$ 23,105	$ 46,892
City of Commerce	$ 2,270	$ -	$ -	$ 2,270	$ 2,270	$ -	$ -	$ 2,270
City of Compton	$ 8,431	$ 17,536	$ 21,710	$ 47,677	$ 8,431	$ 29,633	$ 36,896	$ 74,959
City of Covina	$ 4,625	$ 17,536	$ 35,802	$ 57,963	$ 4,625	$ 16,290	$ 20,283	$ 41,198
City of Culver City	$ 3,626	$ 117,865	$ 50,664	$ 172,156	$ 3,626	$ 25,526	$ 31,783	$ 60,935
City of Downey	$ 9,944	$ 66,120	$ 302,319	$ 378,382	$ 9,944	$ 69,931	$ 87,071	$ 166,945
City of Duarte	$ 2,185	$ 12,936	$ 9,304	$ 24,425	$ 2,185	$ -	$ -	$ 2,185
City of El Monte	$ 9,400	$ 10,062	$ 41,917	$ 61,379	$ 9,400	$ 33,001	$ 41,089	$ 83,490
City of El Segundo	$ 2,270	$ 15,483	$ 18,453	$ 36,206	$ 2,270	$ 16,086	$ 20,028	$ 38,384
City of Gardena	$ 5,070	$ 41,684	$ 333,642	$ 380,396	$ 5,070	$ 35,632	$ 44,366	$ 85,069
City of Glendale	$ 18,834	$ 317,374	$ 43,145	$ 379,353	$ 18,834	$ 132,728	$ 165,260	$ 316,822
City of Glendora	$ 6,457	$ 15,108	$ 49,712	$ 71,277	$ 6,457	$ 22,861	$ 28,464	$ 57,782
City of Hawaiian Gardens	$ 1,125	$ -	$ -	$ 1,125	$ 1,125	$ -	$ -	$ 1,125
City of Hawthorne	$ 6,776	$ 25,585	$ 81,947	$ 114,309	$ 6,776	$ 23,769	$ 29,594	$ 60,139
City of Hermosa Beach	$ 1,572	$ 6,612	$ 20,800	$ 28,984	$ 1,572	$ 11,027	$ 13,729	$ 26,328
City of Hidden Hills	$ 492	$ -	$ -	$ 492	$ 492	$ -	$ -	$ 492
City of Huntington Park	$ 4,392	$ 12,074	$ 51,438	$ 67,904	$ 4,392	$ 15,382	$ 19,153	$ 38,927
City of Industry	$ 2,688	$ -	$ -	$ 2,688	$ 2,688	$ -	$ -	$ 2,688
City of Inglewood	$ 9,076	$ 19,548	$ 6,337	$ 34,961	$ 9,076	$ 31,859	$ 39,668	$ 80,604
City of Irwindale	$ 2,219	$ 425	$ 2,854	$ 5,498	$ 2,219	$ 7,964	$ 9,917	$ 20,100
City of La Canada Flintridge	$ 3,123	$ -	$ 930	$ 4,054	$ 3,123	$ -	$ -	$ 3,123
City of La Habra Heights	$ 1,703	$ 967	$ 2,082	$ 4,752	$ 1,703	$ 6,083	$ 7,574	$ 15,359
City of La Mirada	$ 4,845	$ -	$ -	$ 4,845	$ 4,845	$ -	$ -	$ 4,845
City of La Puente	$ 3,322	$ -	$ -	$ 3,322	$ 3,322	$ -	$ -	$ 3,322
City of La Verne	$ 3,755	$ 11,499	$ 5,282	$ 20,536	$ 3,755	$ 26,558	$ 33,068	$ 63,381
City of Lakewood	$ 7,223	$ -	$ -	$ 7,223	$ 7,223	$ -	$ -	$ 7,223
City of Lancaster	$ 30,961	$ -	$ -	$ 30,961	$ 30,961	$ -	$ -	$ 30,961
City of Lawndale	$ 2,535	$ -	$ -	$ 2,535	$ 2,535	$ -	$ -	$ 2,535
City of Long Beach	$ 41,096	$ 325,926	$ 471,489	$ 838,511	$ 41,096	$ 289,003	$ 359,837	$ 689,936
City of Los Angeles	$ 347,559	$ 3,852,183	$ 3,464,983	$ 7,664,725	$ 347,559	$ 2,452,797	$ 3,053,969	$ 5,854,325

LA-RICS
May 2014

Option A: Annual Costs Distributed by Average Daily Radios (LMR) and High Speed Units (LTE); Baseline Admin Cost Distributed by 50% Population/50% Geography; Hard Match Distributed by 50% Population/50% Geography
Option B: Annual Costs Distributed 50% Population/50% Geography for LMR, LTE, Baseline Admin Cost, and Hard Match

	Option A FY 2027/28				Option B FY 2027/28			
	JPA Operations	LMR	LTE	Total	JPA Operations	LMR	LTE	Total
City of Lynwood	$ 5,535	$ -	$ -	$ 5,535	$ 5,535	$ -	$ -	$ 5,535
City of Manhattan Beach	$ 3,118	$ 29,898	$ 53,670	$ 86,686	$ 3,118	$ 21,927	$ 27,302	$ 52,347
City of Maywood	$ 2,015	$ -	$ -	$ 2,015	$ 2,015	$ -	$ -	$ 2,015
City of Monrovia	$ 4,151	$ 56,633	$ 47,699	$ 108,483	$ 4,151	$ 29,329	$ 36,517	$ 69,997
City of Montebello	$ 5,864	$ 58,206	$ 65,556	$ 129,626	$ 5,864	$ 41,286	$ 51,405	$ 98,555
City of Monterey Park	$ 5,616	$ 15,811	$ 26,468	$ 47,895	$ 5,616	$ 39,523	$ 49,210	$ 94,349
City of Norwalk	$ 8,908	$ -	$ -	$ 8,908	$ 8,908	$ -	$ -	$ 8,908
City of Palmdale	$ 33,292	$ -	$ -	$ 33,292	$ 33,292	$ -	$ -	$ 33,292
City of Palos Verdes Estates	$ 1,918	$ 4,055	$ 13,474	$ 19,447	$ 1,918	$ 6,801	$ 8,468	$ 17,188
City of Paramount	$ 4,538	$ -	$ -	$ 4,538	$ 4,538	$ -	$ -	$ 4,538
City of Pasadena	$ 13,767	$ 172,486	$ 100,243	$ 286,496	$ 13,767	$ 97,045	$ 120,830	$ 231,643
City of Pico Rivera	$ 6,003	$ -	$ -	$ 6,003	$ 6,003	$ -	$ -	$ 6,003
City of Pomona	$ 14,653	$ 56,920	$ 103,305	$ 174,879	$ 14,653	$ 51,633	$ 64,288	$ 130,574
City of Ranchos Palos Verdes	$ 5,654	$ -	$ -	$ 5,654	$ 5,654	$ -	$ -	$ 5,654
City of Redondo Beach	$ 5,653	$ 50,308	$ 46,973	$ 102,934	$ 5,653	$ 39,709	$ 49,442	$ 94,804
City of Rolling Hills Estates	$ 1,312	$ -	$ -	$ 1,312	$ 1,312	$ -	$ -	$ 1,312
City of Rosemead	$ 4,603	$ -	$ -	$ 4,603	$ 4,603	$ -	$ -	$ 4,603
City of San Dimas	$ 5,125	$ -	$ -	$ 5,125	$ 5,125	$ -	$ -	$ 5,125
City of San Fernando	$ 2,041	$ 7,187	$ 16,312	$ 25,540	$ 2,041	$ 7,172	$ 8,930	$ 18,144
City of San Gabriel	$ 3,463	$ 12,074	$ 51,360	$ 66,897	$ 3,463	$ 24,346	$ 30,313	$ 58,122
City of San Marino	$ 1,675	$ 4,887	$ 25,617	$ 32,180	$ 1,675	$ 11,859	$ 14,765	$ 28,299
City of Santa Clarita	$ 24,855	$ -	$ -	$ 24,855	$ 24,855	$ -	$ -	$ 24,855
City of Santa Fe Springs	$ 3,016	$ 17,536	$ 43,999	$ 64,552	$ 3,016	$ 10,726	$ 13,355	$ 27,098
City of Santa Monica	$ 7,643	$ 294,663	$ 103,715	$ 406,021	$ 7,643	$ 53,693	$ 66,854	$ 128,189
City of Sierra Madre	$ 1,354	$ 7,187	$ 11,209	$ 19,749	$ 1,354	$ 9,579	$ 11,927	$ 22,860
City of Signal Hill	$ 1,197	$ 3,737	$ 11,074	$ 16,008	$ 1,197	$ 4,224	$ 5,259	$ 10,680
City of South El Monte	$ 1,919	$ 2,587	$ -	$ 4,507	$ 1,919	$ -	$ -	$ 1,919
City of South Gate	$ 7,650	$ 28,748	$ 79,767	$ 116,165	$ 7,650	$ 26,844	$ 33,423	$ 67,917
City of South Pasadena	$ 2,398	$ 18,398	$ 38,711	$ 59,507	$ 2,398	$ 16,880	$ 21,018	$ 40,296
City of Temple City	$ 3,173	$ -	$ -	$ 3,173	$ 3,173	$ -	$ -	$ 3,173
City of Torrance	$ 13,875	$ 292,651	$ 120,845	$ 427,371	$ 13,875	$ 97,722	$ 121,674	$ 233,271
City of Vernon	$ 1,146	$ 15,811	$ 37,168	$ 54,125	$ 1,146	$ 23,153	$ 28,828	$ 53,128
City of Walnut	$ 3,879	$ -	$ -	$ 3,879	$ 3,879	$ -	$ -	$ 3,879
City of West Covina	$ 10,366	$ 98,816	$ 111,882	$ 221,064	$ 10,366	$ 73,041	$ 90,943	$ 174,349
City of Westlake Village	$ 1,746	$ -	$ -	$ 1,746	$ 1,746	$ -	$ -	$ 1,746
City of Whittier	$ 8,710	$ 27,598	$ 42,393	$ 78,701	$ 8,710	$ 30,715	$ 38,243	$ 77,669
County of Los Angeles	$ 414,576	$ 2,354,144	$ 4,007,640	$ 6,776,360	$ 414,576	$ 4,947,275	$ 6,159,836	$ 11,521,687
Inglewood Unified School District	$ 612	$ 2,813	$ 8,832	$ 12,257	$ 612	$ 2,135	$ 2,659	$ 5,406
Los Angeles Unified School District	$ 31,842	$ 155,237	$ 520,551	$ 707,630	$ 31,842	$ 222,275	$ 276,753	$ 530,870
UCLA	$ 2,164	$ 185,710	$ 18,824	$ 206,698	$ 2,164	$ 15,123	$ 18,830	$ 36,118
Total	$ 1,310,202	$ 9,427,148	$ 11,737,711	$ 22,475,061	$ 1,310,202	$ 9,427,148	$ 11,737,711	$ 22,475,061

LA-RICS
May 2014

Option A: Annual Costs Distributed by Average Daily Radios (LMR) and High Speed Units (LTE); Baseline Admin Cost Distributed by 50% Population/50% Geography; Hard Match Distributed by 50% Population/50% Geography
Option B: Annual Costs Distributed 50% Population/50% Geography for LMR, LTE, Baseline Admin Cost, and Hard Match

	Option A FY 2028/29				Option B FY 2028/29			
	JPA Operations	LMR	LTE	Total	JPA Operations	LMR	LTE	Total
City of Agoura Hills	$ 3,092	$ -	$ -	$ 3,092	$ 3,092	$ -	$ -	$ 3,092
City of Alhambra	$ 7,171	$ 28,645	$ 85,738	$ 121,554	$ 7,171	$ 49,204	$ 62,517	$ 118,892
City of Arcadia	$ 6,188	$ 52,174	$ 55,966	$ 114,328	$ 6,188	$ 42,674	$ 54,220	$ 103,082
City of Artesia	$ 1,447	$ -	$ -	$ 1,447	$ 1,447	$ -	$ -	$ 1,447
City of Avalon	$ 897	$ 1,361	$ 2,503	$ 4,761	$ 897	$ 6,245	$ 7,934	$ 15,075
City of Azusa	$ 5,188	$ 13,936	$ 41,530	$ 60,654	$ 5,188	$ 17,894	$ 22,736	$ 45,818
City of Baldwin Park	$ 6,468	$ 22,668	$ 73,795	$ 102,930	$ 6,468	$ 22,187	$ 28,190	$ 56,845
City of Bell	$ 2,902	$ 4,297	$ 20,964	$ 28,163	$ 2,902	$ 9,945	$ 12,636	$ 25,482
City of Bell Gardens	$ 3,307	$ 18,906	$ 73,432	$ 95,645	$ 3,307	$ 11,321	$ 14,384	$ 29,012
City of Bellflower	$ 6,404	$ 14,322	$ -	$ 20,726	$ 6,404	$ -	$ -	$ 6,404
City of Beverly Hills	$ 3,522	$ 113,720	$ 66,525	$ 183,767	$ 3,522	$ 24,259	$ 30,823	$ 58,603
City of Bradbury	$ 511	$ -	$ -	$ 511	$ 511	$ -	$ -	$ 511
City of Burbank	$ 10,712	$ 277,282	$ 584,106	$ 872,100	$ 10,712	$ 73,789	$ 93,753	$ 178,254
City of Calabasas	$ 4,644	$ -	$ -	$ 4,644	$ 4,644	$ -	$ -	$ 4,644
City of Carson	$ 10,251	$ 5,729	$ 9,490	$ 25,470	$ 10,251	$ -	$ -	$ 10,251
City of Cerritos	$ 5,202	$ -	$ -	$ 5,202	$ 5,202	$ -	$ -	$ 5,202
City of Claremont	$ 5,335	$ 11,458	$ 20,772	$ 37,566	$ 5,335	$ 18,490	$ 23,493	$ 47,319
City of Commerce	$ 2,316	$ -	$ -	$ 2,316	$ 2,316	$ -	$ -	$ 2,316
City of Compton	$ 8,599	$ 17,473	$ 22,026	$ 48,099	$ 8,599	$ 29,527	$ 37,516	$ 75,642
City of Covina	$ 4,717	$ 17,473	$ 36,454	$ 58,644	$ 4,717	$ 16,232	$ 20,624	$ 41,573
City of Culver City	$ 3,698	$ 117,444	$ 51,576	$ 172,719	$ 3,698	$ 25,435	$ 32,317	$ 61,450
City of Downey	$ 10,142	$ 65,883	$ 308,087	$ 384,113	$ 10,142	$ 69,681	$ 88,534	$ 168,357
City of Duarte	$ 2,229	$ 12,890	$ 9,490	$ 24,609	$ 2,229	$ -	$ -	$ 2,229
City of El Monte	$ 9,588	$ 10,026	$ 42,624	$ 62,238	$ 9,588	$ 32,883	$ 41,780	$ 84,250
City of El Segundo	$ 2,315	$ 15,427	$ 18,758	$ 36,501	$ 2,315	$ 16,028	$ 20,365	$ 38,709
City of Gardena	$ 5,172	$ 41,535	$ 340,173	$ 386,880	$ 5,172	$ 35,505	$ 45,111	$ 85,788
City of Glendale	$ 19,211	$ 316,240	$ 43,480	$ 378,931	$ 19,211	$ 132,254	$ 168,037	$ 319,502
City of Glendora	$ 6,586	$ 15,054	$ 50,615	$ 72,256	$ 6,586	$ 22,779	$ 28,942	$ 58,308
City of Hawaiian Gardens	$ 1,147	$ -	$ -	$ 1,147	$ 1,147	$ -	$ -	$ 1,147
City of Hawthorne	$ 6,912	$ 25,494	$ 83,491	$ 115,897	$ 6,912	$ 23,684	$ 30,092	$ 60,687
City of Hermosa Beach	$ 1,603	$ 6,588	$ 21,172	$ 29,364	$ 1,603	$ 10,987	$ 13,960	$ 26,550
City of Hidden Hills	$ 502	$ -	$ -	$ 502	$ 502	$ -	$ -	$ 502
City of Huntington Park	$ 4,479	$ 12,031	$ 52,405	$ 68,916	$ 4,479	$ 15,327	$ 19,474	$ 39,281
City of Industry	$ 2,742	$ -	$ -	$ 2,742	$ 2,742	$ -	$ -	$ 2,742
City of Inglewood	$ 9,258	$ 19,479	$ 6,337	$ 35,073	$ 9,258	$ 31,745	$ 40,335	$ 81,338
City of Irwindale	$ 2,263	$ 423	$ 2,879	$ 5,566	$ 2,263	$ 7,936	$ 10,083	$ 20,282
City of La Canada Flintridge	$ 3,186	$ -	$ 949	$ 4,135	$ 3,186	$ -	$ -	$ 3,186
City of La Habra Heights	$ 1,737	$ 964	$ 2,099	$ 4,800	$ 1,737	$ 6,061	$ 7,701	$ 15,499
City of La Mirada	$ 4,941	$ -	$ -	$ 4,941	$ 4,941	$ -	$ -	$ 4,941
City of La Puente	$ 3,388	$ -	$ -	$ 3,388	$ 3,388	$ -	$ -	$ 3,388
City of La Verne	$ 3,830	$ 11,458	$ 5,282	$ 20,570	$ 3,830	$ 26,463	$ 33,623	$ 63,917
City of Lakewood	$ 7,367	$ -	$ -	$ 7,367	$ 7,367	$ -	$ -	$ 7,367
City of Lancaster	$ 31,581	$ -	$ -	$ 31,581	$ 31,581	$ -	$ -	$ 31,581
City of Lawndale	$ 2,586	$ -	$ -	$ 2,586	$ 2,586	$ -	$ -	$ 2,586
City of Long Beach	$ 41,918	$ 324,761	$ 479,769	$ 846,448	$ 41,918	$ 287,970	$ 365,884	$ 695,772
City of Los Angeles	$ 354,510	$ 3,838,414	$ 3,524,526	$ 7,717,450	$ 354,510	$ 2,444,030	$ 3,105,292	$ 5,903,831

LA-RICS
May 2014

Option A: Annual Costs Distributed by Average Daily Radios (LMR) and High Speed Units (LTE); Baseline Admin Cost Distributed by 50% Population/50% Geography; Hard Match Distributed by 50% Population/50% Geography
Option B: Annual Costs Distributed 50% Population/50% Geography for LMR, LTE, Baseline Admin Cost, and Hard Match

	Option A FY 2028/29				Option B FY 2028/29			
	JPA Operations	LMR	LTE	Total	JPA Operations	LMR	LTE	Total
City of Lynwood	$ 5,645	$ -	$ -	$ 5,645	$ 5,645	$ -	$ -	$ 5,645
City of Manhattan Beach	$ 3,180	$ 29,791	$ 54,656	$ 87,627	$ 3,180	$ 21,849	$ 27,761	$ 52,790
City of Maywood	$ 2,055	$ -	$ -	$ 2,055	$ 2,055	$ -	$ -	$ 2,055
City of Monrovia	$ 4,234	$ 56,430	$ 48,537	$ 109,201	$ 4,234	$ 29,224	$ 37,131	$ 70,589
City of Montebello	$ 5,981	$ 57,998	$ 66,703	$ 130,682	$ 5,981	$ 41,138	$ 52,269	$ 99,388
City of Monterey Park	$ 5,728	$ 15,755	$ 26,840	$ 48,323	$ 5,728	$ 39,382	$ 50,037	$ 95,147
City of Norwalk	$ 9,086	$ -	$ -	$ 9,086	$ 9,086	$ -	$ -	$ 9,086
City of Palmdale	$ 33,958	$ -	$ -	$ 33,958	$ 33,958	$ -	$ -	$ 33,958
City of Palos Verdes Estates	$ 1,957	$ 4,040	$ 13,717	$ 19,714	$ 1,957	$ 6,777	$ 8,611	$ 17,344
City of Paramount	$ 4,629	$ -	$ -	$ 4,629	$ 4,629	$ -	$ -	$ 4,629
City of Pasadena	$ 14,043	$ 171,869	$ 101,861	$ 287,773	$ 14,043	$ 96,698	$ 122,861	$ 233,602
City of Pico Rivera	$ 6,123	$ -	$ -	$ 6,123	$ 6,123	$ -	$ -	$ 6,123
City of Pomona	$ 14,946	$ 56,717	$ 105,166	$ 176,829	$ 14,946	$ 51,448	$ 65,368	$ 131,763
City of Ranchos Palos Verdes	$ 5,768	$ -	$ -	$ 5,768	$ 5,768	$ -	$ -	$ 5,768
City of Redondo Beach	$ 5,766	$ 50,129	$ 47,754	$ 103,649	$ 5,766	$ 39,568	$ 50,273	$ 95,606
City of Rolling Hills Estates	$ 1,338	$ -	$ -	$ 1,338	$ 1,338	$ -	$ -	$ 1,338
City of Rosemead	$ 4,695	$ -	$ -	$ 4,695	$ 4,695	$ -	$ -	$ 4,695
City of San Dimas	$ 5,227	$ -	$ -	$ 5,227	$ 5,227	$ -	$ -	$ 5,227
City of San Fernando	$ 2,082	$ 7,161	$ 16,610	$ 25,853	$ 2,082	$ 7,147	$ 9,080	$ 18,309
City of San Gabriel	$ 3,533	$ 12,031	$ 52,290	$ 67,854	$ 3,533	$ 24,259	$ 30,822	$ 58,614
City of San Marino	$ 1,709	$ 4,870	$ 26,083	$ 32,661	$ 1,709	$ 11,816	$ 15,013	$ 28,538
City of Santa Clarita	$ 25,352	$ -	$ -	$ 25,352	$ 25,352	$ -	$ -	$ 25,352
City of Santa Fe Springs	$ 3,076	$ 17,473	$ 44,837	$ 65,387	$ 3,076	$ 10,688	$ 13,580	$ 27,344
City of Santa Monica	$ 7,795	$ 293,610	$ 105,576	$ 406,981	$ 7,795	$ 53,502	$ 67,977	$ 129,274
City of Sierra Madre	$ 1,381	$ 7,161	$ 11,395	$ 19,937	$ 1,381	$ 9,545	$ 12,127	$ 23,053
City of Signal Hill	$ 1,221	$ 3,724	$ 11,279	$ 16,223	$ 1,221	$ 4,209	$ 5,348	$ 10,777
City of South El Monte	$ 1,958	$ 2,578	$ -	$ 4,536	$ 1,958	$ -	$ -	$ 1,958
City of South Gate	$ 7,803	$ 28,645	$ 81,256	$ 117,703	$ 7,803	$ 26,748	$ 33,985	$ 68,535
City of South Pasadena	$ 2,446	$ 18,333	$ 39,418	$ 60,196	$ 2,446	$ 16,820	$ 21,371	$ 40,637
City of Temple City	$ 3,236	$ -	$ -	$ 3,236	$ 3,236	$ -	$ -	$ 3,236
City of Torrance	$ 14,152	$ 291,605	$ 122,873	$ 428,631	$ 14,152	$ 97,373	$ 123,718	$ 235,244
City of Vernon	$ 1,169	$ 15,755	$ 37,819	$ 54,742	$ 1,169	$ 23,071	$ 29,313	$ 53,552
City of Walnut	$ 3,956	$ -	$ -	$ 3,956	$ 3,956	$ -	$ -	$ 3,956
City of West Covina	$ 10,573	$ 98,463	$ 113,829	$ 222,865	$ 10,573	$ 72,779	$ 92,471	$ 175,823
City of Westlake Village	$ 1,781	$ -	$ -	$ 1,781	$ 1,781	$ -	$ -	$ 1,781
City of Whittier	$ 8,884	$ 27,499	$ 43,119	$ 79,502	$ 8,884	$ 30,605	$ 38,886	$ 78,376
County of Los Angeles	$ 422,868	$ 2,345,729	$ 4,068,113	$ 6,836,711	$ 422,868	$ 4,929,592	$ 6,263,353	$ 11,615,813
Inglewood Unified School District	$ 624	$ 2,802	$ 9,001	$ 12,427	$ 624	$ 2,128	$ 2,703	$ 5,455
Los Angeles Unified School District	$ 32,478	$ 154,682	$ 530,078	$ 717,238	$ 32,478	$ 221,480	$ 281,404	$ 535,363
UCLA	$ 2,208	$ 185,046	$ 19,140	$ 206,394	$ 2,208	$ 15,069	$ 19,146	$ 36,424
Total	$ 1,336,406	$ 9,393,453	$ 11,934,965	$ 22,664,824	$ 1,336,406	$ 9,393,453	$ 11,934,965	$ 22,664,824

LA-RICS
May 2014

Option A: Annual Costs Distributed by Average Daily Radios (LMR) and High Speed Units (LTE); Baseline Admin Cost Distributed by 50% Population/50% Geography; Hard Match Distributed by 50% Population/50% Geography
Option B: Annual Costs Distributed 50% Population/50% Geography for LMR, LTE, Baseline Admin Cost, and Hard Match

	Option A FY 2029/30				Option B FY 2029/30			
	JPA Operations	LMR	LTE	Total	JPA Operations	LMR	LTE	Total
City of Agoura Hills	$ 3,154	$ -	$ -	$ 3,154	$ 3,154	$ -	$ -	$ 3,154
City of Alhambra	$ 7,314	$ 28,706	$ 87,257	$ 123,277	$ 7,314	$ 49,309	$ 63,571	$ 120,194
City of Arcadia	$ 6,311	$ 52,286	$ 56,915	$ 115,512	$ 6,311	$ 42,765	$ 55,134	$ 104,211
City of Artesia	$ 1,475	$ -	$ -	$ 1,475	$ 1,475	$ -	$ -	$ 1,475
City of Avalon	$ 915	$ 1,364	$ 2,528	$ 4,807	$ 915	$ 6,258	$ 8,068	$ 15,240
City of Azusa	$ 5,292	$ 13,965	$ 42,290	$ 61,546	$ 5,292	$ 17,933	$ 23,119	$ 46,344
City of Baldwin Park	$ 6,597	$ 22,716	$ 75,182	$ 104,495	$ 6,597	$ 22,235	$ 28,666	$ 57,497
City of Bell	$ 2,960	$ 4,306	$ 21,344	$ 28,610	$ 2,960	$ 9,966	$ 12,849	$ 25,775
City of Bell Gardens	$ 3,373	$ 18,946	$ 74,855	$ 97,174	$ 3,373	$ 11,345	$ 14,627	$ 29,345
City of Bellflower	$ 6,532	$ 14,353	$ -	$ 20,885	$ 6,532	$ -	$ -	$ 6,532
City of Beverly Hills	$ 3,592	$ 113,963	$ 67,758	$ 185,313	$ 3,592	$ 24,311	$ 31,342	$ 59,245
City of Bradbury	$ 522	$ -	$ -	$ 522	$ 522	$ -	$ -	$ 522
City of Burbank	$ 10,927	$ 277,874	$ 595,493	$ 884,294	$ 10,927	$ 73,946	$ 95,333	$ 180,206
City of Calabasas	$ 4,737	$ -	$ -	$ 4,737	$ 4,737	$ -	$ -	$ 4,737
City of Carson	$ 10,456	$ 5,741	$ 9,679	$ 25,877	$ 10,456	$ -	$ -	$ 10,456
City of Cerritos	$ 5,306	$ -	$ -	$ 5,306	$ 5,306	$ -	$ -	$ 5,306
City of Claremont	$ 5,442	$ 11,482	$ 21,114	$ 38,038	$ 5,442	$ 18,530	$ 23,889	$ 47,861
City of Commerce	$ 2,362	$ -	$ -	$ 2,362	$ 2,362	$ -	$ -	$ 2,362
City of Compton	$ 8,771	$ 17,511	$ 22,349	$ 48,631	$ 8,771	$ 29,590	$ 38,148	$ 76,510
City of Covina	$ 4,811	$ 17,511	$ 37,118	$ 59,440	$ 4,811	$ 16,267	$ 20,972	$ 42,050
City of Culver City	$ 3,772	$ 117,695	$ 52,506	$ 173,973	$ 3,772	$ 25,489	$ 32,862	$ 62,123
City of Downey	$ 10,345	$ 66,024	$ 313,971	$ 390,340	$ 10,345	$ 69,830	$ 90,027	$ 170,201
City of Duarte	$ 2,273	$ 12,918	$ 9,679	$ 24,870	$ 2,273	$ -	$ -	$ 2,273
City of El Monte	$ 9,780	$ 10,047	$ 43,345	$ 63,172	$ 9,780	$ 32,953	$ 42,484	$ 85,217
City of El Segundo	$ 2,362	$ 15,460	$ 19,069	$ 36,891	$ 2,362	$ 16,063	$ 20,708	$ 39,132
City of Gardena	$ 5,275	$ 41,624	$ 346,834	$ 393,733	$ 5,275	$ 35,581	$ 45,872	$ 86,728
City of Glendale	$ 19,595	$ 316,914	$ 43,822	$ 380,331	$ 19,595	$ 132,536	$ 170,870	$ 323,001
City of Glendora	$ 6,718	$ 15,087	$ 51,536	$ 73,341	$ 6,718	$ 22,828	$ 29,430	$ 58,976
City of Hawaiian Gardens	$ 1,170	$ -	$ -	$ 1,170	$ 1,170	$ -	$ -	$ 1,170
City of Hawthorne	$ 7,050	$ 25,548	$ 85,067	$ 117,665	$ 7,050	$ 23,734	$ 30,599	$ 61,383
City of Hermosa Beach	$ 1,635	$ 6,602	$ 21,552	$ 29,789	$ 1,635	$ 11,011	$ 14,195	$ 26,841
City of Hidden Hills	$ 512	$ -	$ -	$ 512	$ 512	$ -	$ -	$ 512
City of Huntington Park	$ 4,569	$ 12,057	$ 53,392	$ 70,018	$ 4,569	$ 15,360	$ 19,803	$ 39,732
City of Industry	$ 2,797	$ -	$ -	$ 2,797	$ 2,797	$ -	$ -	$ 2,797
City of Inglewood	$ 9,443	$ 19,520	$ 6,337	$ 35,300	$ 9,443	$ 31,813	$ 41,015	$ 82,271
City of Irwindale	$ 2,308	$ 424	$ 2,905	$ 5,638	$ 2,308	$ 7,953	$ 10,253	$ 20,515
City of La Canada Flintridge	$ 3,249	$ -	$ 968	$ 4,217	$ 3,249	$ -	$ -	$ 3,249
City of La Habra Heights	$ 1,772	$ 966	$ 2,117	$ 4,854	$ 1,772	$ 6,074	$ 7,831	$ 15,676
City of La Mirada	$ 5,040	$ -	$ -	$ 5,040	$ 5,040	$ -	$ -	$ 5,040
City of La Puente	$ 3,456	$ -	$ -	$ 3,456	$ 3,456	$ -	$ -	$ 3,456
City of La Verne	$ 3,907	$ 11,482	$ 5,282	$ 20,671	$ 3,907	$ 26,520	$ 34,190	$ 64,617
City of Lakewood	$ 7,514	$ -	$ -	$ 7,514	$ 7,514	$ -	$ -	$ 7,514
City of Lancaster	$ 32,212	$ -	$ -	$ 32,212	$ 32,212	$ -	$ -	$ 32,212
City of Lawndale	$ 2,638	$ -	$ -	$ 2,638	$ 2,638	$ -	$ -	$ 2,638
City of Long Beach	$ 42,756	$ 325,454	$ 488,215	$ 856,425	$ 42,756	$ 288,585	$ 372,052	$ 703,393
City of Los Angeles	$ 361,600	$ 3,846,606	$ 3,585,260	$ 7,793,465	$ 361,600	$ 2,449,246	$ 3,157,640	$ 5,968,486

AGENDA ITEM 5 - ATTACHMENT B

LA-RICS
May 2014

Option A: Annual Costs Distributed by Average Daily Radios (LMR) and High Speed Units (LTE); Baseline Admin Cost Distributed by 50% Population/50% Geography; Hard Match Distributed by 50% Population/50% Geography
Option B: Annual Costs Distributed 50% Population/50% Geography for LMR, LTE, Baseline Admin Cost, and Hard Match

	Option A FY 2029/30				Option B FY 2029/30			
	JPA Operations	LMR	LTE	Total	JPA Operations	LMR	LTE	Total
City of Lynwood	$ 5,758	$ -	$ -	$ 5,758	$ 5,758	$ -	$ -	$ 5,758
City of Manhattan Beach	$ 3,244	$ 29,854	$ 55,662	$ 88,760	$ 3,244	$ 21,896	$ 28,229	$ 53,368
City of Maywood	$ 2,096	$ -	$ -	$ 2,096	$ 2,096	$ -	$ -	$ 2,096
City of Monrovia	$ 4,318	$ 56,551	$ 49,391	$ 110,260	$ 4,318	$ 29,286	$ 37,757	$ 71,362
City of Montebello	$ 6,101	$ 58,121	$ 67,873	$ 132,095	$ 6,101	$ 41,226	$ 53,150	$ 100,477
City of Monterey Park	$ 5,842	$ 15,788	$ 27,220	$ 48,851	$ 5,842	$ 39,466	$ 50,881	$ 96,189
City of Norwalk	$ 9,268	$ -	$ -	$ 9,268	$ 9,268	$ -	$ -	$ 9,268
City of Palmdale	$ 34,637	$ -	$ -	$ 34,637	$ 34,637	$ -	$ -	$ 34,637
City of Palos Verdes Estates	$ 1,996	$ 4,049	$ 13,964	$ 20,009	$ 1,996	$ 6,792	$ 8,756	$ 17,543
City of Paramount	$ 4,721	$ -	$ -	$ 4,721	$ 4,721	$ -	$ -	$ 4,721
City of Pasadena	$ 14,324	$ 172,236	$ 103,513	$ 290,072	$ 14,324	$ 96,904	$ 124,932	$ 236,160
City of Pico Rivera	$ 6,245	$ -	$ -	$ 6,245	$ 6,245	$ -	$ -	$ 6,245
City of Pomona	$ 15,245	$ 56,838	$ 107,064	$ 179,147	$ 15,245	$ 51,558	$ 66,470	$ 133,274
City of Ranchos Palos Verdes	$ 5,883	$ -	$ -	$ 5,883	$ 5,883	$ -	$ -	$ 5,883
City of Redondo Beach	$ 5,881	$ 50,236	$ 48,552	$ 104,668	$ 5,881	$ 39,652	$ 51,121	$ 96,654
City of Rolling Hills Estates	$ 1,365	$ -	$ -	$ 1,365	$ 1,365	$ -	$ -	$ 1,365
City of Rosemead	$ 4,789	$ -	$ -	$ 4,789	$ 4,789	$ -	$ -	$ 4,789
City of San Dimas	$ 5,332	$ -	$ -	$ 5,332	$ 5,332	$ -	$ -	$ 5,332
City of San Fernando	$ 2,124	$ 7,177	$ 16,914	$ 26,214	$ 2,124	$ 7,162	$ 9,233	$ 18,519
City of San Gabriel	$ 3,603	$ 12,057	$ 53,239	$ 68,899	$ 3,603	$ 24,311	$ 31,342	$ 59,256
City of San Marino	$ 1,743	$ 4,880	$ 26,557	$ 33,180	$ 1,743	$ 11,841	$ 15,266	$ 28,850
City of Santa Clarita	$ 25,859	$ -	$ -	$ 25,859	$ 25,859	$ -	$ -	$ 25,859
City of Santa Fe Springs	$ 3,138	$ 17,511	$ 45,691	$ 66,339	$ 3,138	$ 10,711	$ 13,809	$ 27,658
City of Santa Monica	$ 7,951	$ 294,237	$ 107,473	$ 409,661	$ 7,951	$ 53,616	$ 69,123	$ 130,690
City of Sierra Madre	$ 1,408	$ 7,177	$ 11,585	$ 20,170	$ 1,408	$ 9,565	$ 12,332	$ 23,306
City of Signal Hill	$ 1,245	$ 3,732	$ 11,487	$ 16,464	$ 1,245	$ 4,218	$ 5,438	$ 10,901
City of South El Monte	$ 1,997	$ 2,584	$ -	$ 4,580	$ 1,997	$ -	$ -	$ 1,997
City of South Gate	$ 7,959	$ 28,706	$ 82,774	$ 119,439	$ 7,959	$ 26,805	$ 34,558	$ 69,321
City of South Pasadena	$ 2,495	$ 18,372	$ 40,139	$ 61,006	$ 2,495	$ 16,856	$ 21,731	$ 41,082
City of Temple City	$ 3,301	$ -	$ -	$ 3,301	$ 3,301	$ -	$ -	$ 3,301
City of Torrance	$ 14,435	$ 292,227	$ 124,942	$ 431,605	$ 14,435	$ 97,581	$ 125,804	$ 237,820
City of Vernon	$ 1,192	$ 15,788	$ 38,483	$ 55,463	$ 1,192	$ 23,120	$ 29,807	$ 54,119
City of Walnut	$ 4,035	$ -	$ -	$ 4,035	$ 4,035	$ -	$ -	$ 4,035
City of West Covina	$ 10,784	$ 98,673	$ 115,815	$ 225,273	$ 10,784	$ 72,935	$ 94,030	$ 177,749
City of Westlake Village	$ 1,816	$ -	$ -	$ 1,816	$ 1,816	$ -	$ -	$ 1,816
City of Whittier	$ 9,062	$ 27,558	$ 43,859	$ 80,479	$ 9,062	$ 30,671	$ 39,542	$ 79,274
County of Los Angeles	$ 431,325	$ 2,350,735	$ 4,129,796	$ 6,911,856	$ 431,325	$ 4,940,112	$ 6,368,940	$ 11,740,377
Inglewood Unified School District	$ 637	$ 2,808	$ 9,172	$ 12,617	$ 637	$ 2,132	$ 2,749	$ 5,518
Los Angeles Unified School District	$ 33,128	$ 155,012	$ 539,795	$ 727,935	$ 33,128	$ 221,953	$ 286,148	$ 541,229
UCLA	$ 2,252	$ 185,441	$ 19,463	$ 207,156	$ 2,252	$ 15,101	$ 19,469	$ 36,823
Total	$ 1,363,135	$ 9,413,499	$ 12,136,164	$ 22,912,797	$ 1,363,135	$ 9,413,499	$ 12,136,164	$ 22,912,797

LA-RICS
May 2014

Option A: Annual Costs Distributed by Average Daily Radios (LMR) and High Speed Units (LTE); Baseline Admin Cost Distributed by 50% Population/50% Geography; Hard Match Distributed by 50% Population/50% Geography
Option B: Annual Costs Distributed 50% Population/50% Geography for LMR, LTE, Baseline Admin Cost, and Hard Match

	Option A FY 2030/31				Option B FY 2030/31			
	JPA Operations	LMR	LTE	Total	JPA Operations	LMR	LTE	Total
City of Agoura Hills	$ 3,217	$ -	$ -	$ 3,217	$ 3,217	$ -	$ -	$ 3,217
City of Alhambra	$ 7,460	$ 28,768	$ 78,984	$ 115,213	$ 7,460	$ 49,416	$ 54,824	$ 111,701
City of Arcadia	$ 6,438	$ 52,399	$ 49,365	$ 108,202	$ 6,438	$ 42,858	$ 47,548	$ 96,844
City of Artesia	$ 1,505	$ -	$ -	$ 1,505	$ 1,505	$ -	$ -	$ 1,505
City of Avalon	$ 933	$ 1,367	$ 1,307	$ 3,607	$ 933	$ 6,271	$ 6,958	$ 14,162
City of Azusa	$ 5,397	$ 13,996	$ 39,492	$ 58,885	$ 5,397	$ 17,972	$ 19,938	$ 43,307
City of Baldwin Park	$ 6,729	$ 22,766	$ 72,169	$ 101,663	$ 6,729	$ 22,283	$ 24,722	$ 53,733
City of Bell	$ 3,019	$ 4,315	$ 19,746	$ 27,080	$ 3,019	$ 9,988	$ 11,081	$ 24,088
City of Bell Gardens	$ 3,441	$ 18,987	$ 74,047	$ 96,475	$ 3,441	$ 11,370	$ 12,614	$ 27,425
City of Bellflower	$ 6,663	$ 14,384	$ -	$ 21,047	$ 6,663	$ -	$ -	$ 6,663
City of Beverly Hills	$ 3,664	$ 114,210	$ 64,174	$ 182,049	$ 3,664	$ 24,364	$ 27,030	$ 55,057
City of Bradbury	$ 532	$ -	$ -	$ 532	$ 532	$ -	$ -	$ 532
City of Burbank	$ 11,145	$ 278,478	$ 592,380	$ 882,003	$ 11,145	$ 74,107	$ 82,217	$ 167,468
City of Calabasas	$ 4,831	$ -	$ -	$ 4,831	$ 4,831	$ -	$ -	$ 4,831
City of Carson	$ 10,665	$ 5,754	$ 9,873	$ 26,292	$ 10,665	$ -	$ -	$ 10,665
City of Cerritos	$ 5,412	$ -	$ -	$ 5,412	$ 5,412	$ -	$ -	$ 5,412
City of Claremont	$ 5,551	$ 11,507	$ 17,771	$ 34,830	$ 5,551	$ 18,570	$ 20,602	$ 44,723
City of Commerce	$ 2,409	$ -	$ -	$ 2,409	$ 2,409	$ -	$ -	$ 2,409
City of Compton	$ 8,947	$ 17,549	$ 16,784	$ 43,280	$ 8,947	$ 29,654	$ 32,899	$ 71,501
City of Covina	$ 4,908	$ 17,549	$ 34,555	$ 57,012	$ 4,908	$ 16,302	$ 18,086	$ 39,296
City of Culver City	$ 3,848	$ 117,950	$ 48,378	$ 170,176	$ 3,848	$ 25,545	$ 28,340	$ 57,733
City of Downey	$ 10,552	$ 66,167	$ 306,063	$ 382,782	$ 10,552	$ 69,981	$ 77,640	$ 158,174
City of Duarte	$ 2,319	$ 12,946	$ 9,873	$ 25,138	$ 2,319	$ -	$ -	$ 2,319
City of El Monte	$ 9,976	$ 10,069	$ 37,517	$ 57,562	$ 9,976	$ 33,024	$ 36,639	$ 79,639
City of El Segundo	$ 2,409	$ 15,494	$ 16,187	$ 34,090	$ 2,409	$ 16,097	$ 17,859	$ 36,365
City of Gardena	$ 5,381	$ 41,714	$ 346,542	$ 393,637	$ 5,381	$ 35,658	$ 39,561	$ 80,599
City of Glendale	$ 19,987	$ 317,603	$ 17,771	$ 355,361	$ 19,987	$ 132,824	$ 147,360	$ 300,171
City of Glendora	$ 6,852	$ 15,119	$ 47,929	$ 69,901	$ 6,852	$ 22,877	$ 25,381	$ 55,111
City of Hawaiian Gardens	$ 1,194	$ -	$ -	$ 1,194	$ 1,194	$ -	$ -	$ 1,194
City of Hawthorne	$ 7,191	$ 25,604	$ 81,946	$ 114,741	$ 7,191	$ 23,786	$ 26,389	$ 57,366
City of Hermosa Beach	$ 1,668	$ 6,617	$ 19,746	$ 28,030	$ 1,668	$ 11,035	$ 12,242	$ 24,945
City of Hidden Hills	$ 522	$ -	$ -	$ 522	$ 522	$ -	$ -	$ 522
City of Huntington Park	$ 4,660	$ 12,083	$ 51,340	$ 68,083	$ 4,660	$ 15,393	$ 17,078	$ 37,132
City of Industry	$ 2,853	$ -	$ -	$ 2,853	$ 2,853	$ -	$ -	$ 2,853
City of Inglewood	$ 9,632	$ 19,562	$ -	$ 29,194	$ 9,632	$ 31,882	$ 35,371	$ 76,886
City of Irwindale	$ 2,355	$ 425	$ 1,348	$ 4,127	$ 2,355	$ 7,970	$ 8,842	$ 19,167
City of La Canada Flintridge	$ 3,314	$ -	$ 987	$ 4,302	$ 3,314	$ -	$ -	$ 3,314
City of La Habra Heights	$ 1,807	$ 968	$ 926	$ 3,700	$ 1,807	$ 6,087	$ 6,753	$ 14,648
City of La Mirada	$ 5,141	$ -	$ -	$ 5,141	$ 5,141	$ -	$ -	$ 5,141
City of La Puente	$ 3,525	$ -	$ -	$ 3,525	$ 3,525	$ -	$ -	$ 3,525
City of La Verne	$ 3,985	$ 11,507	$ -	$ 15,492	$ 3,985	$ 26,578	$ 29,486	$ 60,049
City of Lakewood	$ 7,665	$ -	$ -	$ 7,665	$ 7,665	$ -	$ -	$ 7,665
City of Lancaster	$ 32,856	$ -	$ -	$ 32,856	$ 32,856	$ -	$ -	$ 32,856
City of Lawndale	$ 2,691	$ -	$ -	$ 2,691	$ 2,691	$ -	$ -	$ 2,691
City of Long Beach	$ 43,611	$ 326,161	$ 439,348	$ 809,121	$ 43,611	$ 289,212	$ 320,862	$ 653,685
City of Los Angeles	$ 368,832	$ 3,854,961	$ 3,159,359	$ 7,383,152	$ 368,832	$ 2,454,566	$ 2,723,187	$ 5,546,585

AGENDA ITEM 5 - ATTACHMENT B

LA-RICS
May 2014

Option A: Annual Costs Distributed by Average Daily Radios (LMR) and High Speed Units (LTE); Baseline Admin Cost Distributed by 50% Population/50% Geography; Hard Match Distributed by 50% Population/50% Geography
Option B: Annual Costs Distributed 50% Population/50% Geography for LMR, LTE, Baseline Admin Cost, and Hard Match

	Option A FY 2030/31				Option B FY 2030/31			
	JPA Operations	LMR	LTE	Total	JPA Operations	LMR	LTE	Total
City of Lynwood	$ 5,873	$ -	$ -	$ 5,873	$ 5,873	$ -	$ -	$ 5,873
City of Manhattan Beach	$ 3,309	$ 29,919	$ 52,327	$ 85,555	$ 3,309	$ 21,943	$ 24,345	$ 49,597
City of Maywood	$ 2,138	$ -	$ -	$ 2,138	$ 2,138	$ -	$ -	$ 2,138
City of Monrovia	$ 4,405	$ 56,674	$ 44,428	$ 105,507	$ 4,405	$ 29,350	$ 32,562	$ 66,317
City of Montebello	$ 6,223	$ 58,248	$ 60,855	$ 125,325	$ 6,223	$ 41,316	$ 45,837	$ 93,376
City of Monterey Park	$ 5,959	$ 15,823	$ 19,746	$ 41,528	$ 5,959	$ 39,552	$ 43,880	$ 89,391
City of Norwalk	$ 9,454	$ -	$ -	$ 9,454	$ 9,454	$ -	$ -	$ 9,454
City of Palmdale	$ 35,330	$ -	$ -	$ 35,330	$ 35,330	$ -	$ -	$ 35,330
City of Palos Verdes Estates	$ 2,036	$ 4,058	$ 12,863	$ 18,957	$ 2,036	$ 6,806	$ 7,551	$ 16,393
City of Paramount	$ 4,816	$ -	$ -	$ 4,816	$ 4,816	$ -	$ -	$ 4,816
City of Pasadena	$ 14,610	$ 172,610	$ 85,895	$ 273,115	$ 14,610	$ 97,115	$ 107,743	$ 219,468
City of Pico Rivera	$ 6,370	$ -	$ -	$ 6,370	$ 6,370	$ -	$ -	$ 6,370
City of Pomona	$ 15,550	$ 56,961	$ 98,730	$ 171,242	$ 15,550	$ 51,670	$ 57,325	$ 124,545
City of Ranchos Palos Verdes	$ 6,001	$ -	$ -	$ 6,001	$ 6,001	$ -	$ -	$ 6,001
City of Redondo Beach	$ 5,999	$ 50,345	$ 41,467	$ 97,810	$ 5,999	$ 39,738	$ 44,087	$ 89,824
City of Rolling Hills Estates	$ 1,392	$ -	$ -	$ 1,392	$ 1,392	$ -	$ -	$ 1,392
City of Rosemead	$ 4,885	$ -	$ -	$ 4,885	$ 4,885	$ -	$ -	$ 4,885
City of San Dimas	$ 5,439	$ -	$ -	$ 5,439	$ 5,439	$ -	$ -	$ 5,439
City of San Fernando	$ 2,166	$ 7,192	$ 15,797	$ 25,155	$ 2,166	$ 7,177	$ 7,963	$ 17,306
City of San Gabriel	$ 3,675	$ 12,083	$ 49,365	$ 65,123	$ 3,675	$ 24,363	$ 27,030	$ 55,069
City of San Marino	$ 1,778	$ 4,891	$ 24,682	$ 31,351	$ 1,778	$ 11,867	$ 13,166	$ 26,811
City of Santa Clarita	$ 26,376	$ -	$ -	$ 26,376	$ 26,376	$ -	$ -	$ 26,376
City of Santa Fe Springs	$ 3,201	$ 17,549	$ 44,428	$ 65,178	$ 3,201	$ 10,734	$ 11,909	$ 25,844
City of Santa Monica	$ 8,110	$ 294,876	$ 98,730	$ 401,716	$ 8,110	$ 53,732	$ 59,612	$ 121,455
City of Sierra Madre	$ 1,437	$ 7,192	$ 9,873	$ 18,502	$ 1,437	$ 9,586	$ 10,635	$ 21,658
City of Signal Hill	$ 1,270	$ 3,740	$ 10,860	$ 15,870	$ 1,270	$ 4,227	$ 4,690	$ 10,187
City of South El Monte	$ 2,037	$ 2,589	$ -	$ 4,626	$ 2,037	$ -	$ -	$ 2,037
City of South Gate	$ 8,118	$ 28,768	$ 78,984	$ 115,870	$ 8,118	$ 26,863	$ 29,803	$ 64,784
City of South Pasadena	$ 2,544	$ 18,412	$ 37,517	$ 58,474	$ 2,544	$ 16,893	$ 18,741	$ 38,178
City of Temple City	$ 3,367	$ -	$ -	$ 3,367	$ 3,367	$ -	$ -	$ 3,367
City of Torrance	$ 14,724	$ 292,862	$ 107,616	$ 415,202	$ 14,724	$ 97,793	$ 108,495	$ 221,012
City of Vernon	$ 1,216	$ 15,823	$ 34,555	$ 51,594	$ 1,216	$ 23,170	$ 25,706	$ 50,092
City of Walnut	$ 4,116	$ -	$ -	$ 4,116	$ 4,116	$ -	$ -	$ 4,116
City of West Covina	$ 11,000	$ 98,888	$ 103,314	$ 213,201	$ 11,000	$ 73,093	$ 81,092	$ 165,186
City of Westlake Village	$ 1,853	$ -	$ -	$ 1,853	$ 1,853	$ -	$ -	$ 1,853
City of Whittier	$ 9,243	$ 27,618	$ 38,505	$ 75,366	$ 9,243	$ 30,737	$ 34,101	$ 74,082
County of Los Angeles	$ 439,952	$ 2,355,841	$ 3,208,724	$ 6,004,517	$ 439,952	$ 4,950,842	$ 5,492,651	$ 10,883,445
Inglewood Unified School District	$ 650	$ 2,815	$ 8,922	$ 12,386	$ 650	$ 2,137	$ 2,371	$ 5,157
Los Angeles Unified School District	$ 33,791	$ 155,349	$ 505,497	$ 694,637	$ 33,791	$ 222,435	$ 246,778	$ 503,003
UCLA	$ 2,297	$ 185,844	$ 16,784	$ 204,925	$ 2,297	$ 15,134	$ 16,791	$ 34,222
Total	$ 1,390,397	$ 9,433,946	$ 10,466,374	$ 21,290,718	$ 1,390,397	$ 9,433,946	$ 10,466,374	$ 21,290,718

LA-RICS
May 2014

Option A: Annual Costs Distributed by Average Daily Radios (LMR) and High Speed Units (LTE); Baseline Admin Cost Distributed by 50% Population/50% Geography; Hard Match Distributed by 50% Population/50% Geography
Option B: Annual Costs Distributed 50% Population/50% Geography for LMR, LTE, Baseline Admin Cost, and Hard Match

	Option A FY 2031/32				Option B FY 2031/32			
	JPA Operations	LMR	LTE	Total	JPA Operations	LMR	LTE	Total
City of Agoura Hills	$ 3,281	$ -	$ -	$ 3,281	$ 3,281	$ -	$ -	$ 3,281
City of Alhambra	$ 7,609	$ 28,832	$ 80,564	$ 117,005	$ 7,609	$ 49,525	$ 55,921	$ 113,056
City of Arcadia	$ 6,566	$ 52,515	$ 50,352	$ 109,434	$ 6,566	$ 42,953	$ 48,499	$ 98,018
City of Artesia	$ 1,535	$ -	$ -	$ 1,535	$ 1,535	$ -	$ -	$ 1,535
City of Avalon	$ 952	$ 1,370	$ 1,333	$ 3,655	$ 952	$ 6,285	$ 7,097	$ 14,334
City of Azusa	$ 5,505	$ 14,027	$ 40,282	$ 59,814	$ 5,505	$ 18,011	$ 20,337	$ 43,854
City of Baldwin Park	$ 6,863	$ 22,816	$ 73,612	$ 103,291	$ 6,863	$ 22,332	$ 25,216	$ 54,412
City of Bell	$ 3,079	$ 4,325	$ 20,141	$ 27,545	$ 3,079	$ 10,010	$ 11,302	$ 24,392
City of Bell Gardens	$ 3,509	$ 19,029	$ 75,528	$ 98,067	$ 3,509	$ 11,395	$ 12,867	$ 27,771
City of Bellflower	$ 6,796	$ 14,416	$ -	$ 21,212	$ 6,796	$ -	$ -	$ 6,796
City of Beverly Hills	$ 3,737	$ 114,463	$ 65,458	$ 183,658	$ 3,737	$ 24,417	$ 27,570	$ 55,725
City of Bradbury	$ 543	$ -	$ -	$ 543	$ 543	$ -	$ -	$ 543
City of Burbank	$ 11,368	$ 279,093	$ 604,227	$ 894,689	$ 11,368	$ 74,270	$ 83,861	$ 169,499
City of Calabasas	$ 4,928	$ -	$ -	$ 4,928	$ 4,928	$ -	$ -	$ 4,928
City of Carson	$ 10,878	$ 5,766	$ 10,070	$ 26,715	$ 10,878	$ -	$ -	$ 10,878
City of Cerritos	$ 5,520	$ -	$ -	$ 5,520	$ 5,520	$ -	$ -	$ 5,520
City of Claremont	$ 5,662	$ 11,533	$ 18,127	$ 35,322	$ 5,662	$ 18,611	$ 21,014	$ 45,287
City of Commerce	$ 2,457	$ -	$ -	$ 2,457	$ 2,457	$ -	$ -	$ 2,457
City of Compton	$ 9,126	$ 17,587	$ 17,120	$ 43,833	$ 9,126	$ 29,720	$ 33,557	$ 72,403
City of Covina	$ 5,006	$ 17,587	$ 35,247	$ 57,840	$ 5,006	$ 16,338	$ 18,448	$ 39,792
City of Culver City	$ 3,925	$ 118,211	$ 49,345	$ 171,481	$ 3,925	$ 25,601	$ 28,907	$ 58,433
City of Downey	$ 10,763	$ 66,314	$ 312,184	$ 389,261	$ 10,763	$ 70,136	$ 79,193	$ 160,092
City of Duarte	$ 2,365	$ 12,974	$ 10,070	$ 25,410	$ 2,365	$ -	$ -	$ 2,365
City of El Monte	$ 10,175	$ 10,091	$ 38,268	$ 58,534	$ 10,175	$ 33,097	$ 37,371	$ 80,644
City of El Segundo	$ 2,457	$ 15,528	$ 16,511	$ 34,496	$ 2,457	$ 16,133	$ 18,216	$ 36,806
City of Gardena	$ 5,488	$ 41,806	$ 353,473	$ 400,768	$ 5,488	$ 35,737	$ 40,352	$ 81,577
City of Glendale	$ 20,387	$ 318,305	$ 18,127	$ 356,818	$ 20,387	$ 133,118	$ 150,307	$ 303,812
City of Glendora	$ 6,990	$ 15,153	$ 48,888	$ 71,030	$ 6,990	$ 22,928	$ 25,889	$ 55,806
City of Hawaiian Gardens	$ 1,217	$ -	$ -	$ 1,217	$ 1,217	$ -	$ -	$ 1,217
City of Hawthorne	$ 7,335	$ 25,660	$ 83,585	$ 116,580	$ 7,335	$ 23,838	$ 26,917	$ 58,090
City of Hermosa Beach	$ 1,701	$ 6,631	$ 20,141	$ 28,473	$ 1,701	$ 11,059	$ 12,487	$ 25,247
City of Hidden Hills	$ 533	$ -	$ -	$ 533	$ 533	$ -	$ -	$ 533
City of Huntington Park	$ 4,754	$ 12,109	$ 52,366	$ 69,229	$ 4,754	$ 15,427	$ 17,420	$ 37,601
City of Industry	$ 2,910	$ -	$ -	$ 2,910	$ 2,910	$ -	$ -	$ 2,910
City of Inglewood	$ 9,824	$ 19,606	$ -	$ 29,430	$ 9,824	$ 31,953	$ 36,079	$ 77,856
City of Irwindale	$ 2,402	$ 426	$ 1,375	$ 4,202	$ 2,402	$ 7,988	$ 9,019	$ 19,409
City of La Canada Flintridge	$ 3,381	$ -	$ 1,007	$ 4,388	$ 3,381	$ -	$ -	$ 3,381
City of La Habra Heights	$ 1,843	$ 970	$ 944	$ 3,757	$ 1,843	$ 6,101	$ 6,888	$ 14,832
City of La Mirada	$ 5,244	$ -	$ -	$ 5,244	$ 5,244	$ -	$ -	$ 5,244
City of La Puente	$ 3,596	$ -	$ -	$ 3,596	$ 3,596	$ -	$ -	$ 3,596
City of La Verne	$ 4,065	$ 11,533	$ -	$ 15,597	$ 4,065	$ 26,636	$ 30,076	$ 60,777
City of Lakewood	$ 7,818	$ -	$ -	$ 7,818	$ 7,818	$ -	$ -	$ 7,818
City of Lancaster	$ 33,514	$ -	$ -	$ 33,514	$ 33,514	$ -	$ -	$ 33,514
City of Lawndale	$ 2,744	$ -	$ -	$ 2,744	$ 2,744	$ -	$ -	$ 2,744
City of Long Beach	$ 44,483	$ 326,882	$ 448,135	$ 819,501	$ 44,483	$ 289,851	$ 327,280	$ 661,614
City of Los Angeles	$ 376,209	$ 3,863,483	$ 3,222,546	$ 7,462,238	$ 376,209	$ 2,459,992	$ 2,777,651	$ 5,613,852

AGENDA ITEM 5 - ATTACHMENT B

LA-RICS
May 2014

Option A: Annual Costs Distributed by Average Daily Radios (LMR) and High Speed Units (LTE); Baseline Admin Cost Distributed by 50% Population/50% Geography; Hard Match Distributed by 50% Population/50% Geography
Option B: Annual Costs Distributed 50% Population/50% Geography for LMR, LTE, Baseline Admin Cost, and Hard Match

	Option A FY 2031/32				Option B FY 2031/32			
	JPA Operations	LMR	LTE	Total	JPA Operations	LMR	LTE	Total
City of Lynwood	$ 5,991	$ -	$ -	$ 5,991	$ 5,991	$ -	$ -	$ 5,991
City of Manhattan Beach	$ 3,375	$ 29,985	$ 53,373	$ 86,734	$ 3,375	$ 21,992	$ 24,832	$ 50,198
City of Maywood	$ 2,181	$ -	$ -	$ 2,181	$ 2,181	$ -	$ -	$ 2,181
City of Monrovia	$ 4,493	$ 56,799	$ 45,317	$ 106,609	$ 4,493	$ 29,415	$ 33,213	$ 67,121
City of Montebello	$ 6,347	$ 58,376	$ 62,072	$ 126,796	$ 6,347	$ 41,407	$ 46,754	$ 94,508
City of Monterey Park	$ 6,078	$ 15,858	$ 20,141	$ 42,077	$ 6,078	$ 39,639	$ 44,758	$ 90,475
City of Norwalk	$ 9,643	$ -	$ -	$ 9,643	$ 9,643	$ -	$ -	$ 9,643
City of Palmdale	$ 36,036	$ -	$ -	$ 36,036	$ 36,036	$ -	$ -	$ 36,036
City of Palos Verdes Estates	$ 2,076	$ 4,067	$ 13,121	$ 19,264	$ 2,076	$ 6,821	$ 7,702	$ 16,600
City of Paramount	$ 4,912	$ -	$ -	$ 4,912	$ 4,912	$ -	$ -	$ 4,912
City of Pasadena	$ 14,902	$ 172,992	$ 87,613	$ 275,507	$ 14,902	$ 97,330	$ 109,898	$ 222,130
City of Pico Rivera	$ 6,498	$ -	$ -	$ 6,498	$ 6,498	$ -	$ -	$ 6,498
City of Pomona	$ 15,861	$ 57,087	$ 100,705	$ 173,653	$ 15,861	$ 51,784	$ 58,471	$ 126,117
City of Ranchos Palos Verdes	$ 6,121	$ -	$ -	$ 6,121	$ 6,121	$ -	$ -	$ 6,121
City of Redondo Beach	$ 6,119	$ 50,456	$ 42,296	$ 98,870	$ 6,119	$ 39,826	$ 44,969	$ 90,913
City of Rolling Hills Estates	$ 1,420	$ -	$ -	$ 1,420	$ 1,420	$ -	$ -	$ 1,420
City of Rosemead	$ 4,983	$ -	$ -	$ 4,983	$ 4,983	$ -	$ -	$ 4,983
City of San Dimas	$ 5,547	$ -	$ -	$ 5,547	$ 5,547	$ -	$ -	$ 5,547
City of San Fernando	$ 2,209	$ 7,208	$ 16,113	$ 25,530	$ 2,209	$ 7,193	$ 8,122	$ 17,525
City of San Gabriel	$ 3,749	$ 12,109	$ 50,352	$ 66,211	$ 3,749	$ 24,417	$ 27,570	$ 55,737
City of San Marino	$ 1,813	$ 4,901	$ 25,176	$ 31,891	$ 1,813	$ 11,893	$ 13,429	$ 27,136
City of Santa Clarita	$ 26,904	$ -	$ -	$ 26,904	$ 26,904	$ -	$ -	$ 26,904
City of Santa Fe Springs	$ 3,265	$ 17,587	$ 45,317	$ 66,169	$ 3,265	$ 10,758	$ 12,147	$ 26,170
City of Santa Monica	$ 8,273	$ 295,528	$ 100,705	$ 404,505	$ 8,273	$ 53,851	$ 60,805	$ 122,928
City of Sierra Madre	$ 1,465	$ 7,208	$ 10,070	$ 18,744	$ 1,465	$ 9,607	$ 10,848	$ 21,920
City of Signal Hill	$ 1,295	$ 3,748	$ 11,078	$ 16,121	$ 1,295	$ 4,236	$ 4,783	$ 10,315
City of South El Monte	$ 2,077	$ 2,595	$ -	$ 4,672	$ 2,077	$ -	$ -	$ 2,077
City of South Gate	$ 8,280	$ 28,832	$ 80,564	$ 117,676	$ 8,280	$ 26,923	$ 30,399	$ 65,602
City of South Pasadena	$ 2,595	$ 18,452	$ 38,268	$ 59,315	$ 2,595	$ 16,930	$ 19,116	$ 38,641
City of Temple City	$ 3,434	$ -	$ -	$ 3,434	$ 3,434	$ -	$ -	$ 3,434
City of Torrance	$ 15,019	$ 293,509	$ 109,768	$ 418,296	$ 15,019	$ 98,009	$ 110,665	$ 223,692
City of Vernon	$ 1,240	$ 15,858	$ 35,247	$ 52,344	$ 1,240	$ 23,221	$ 26,220	$ 50,682
City of Walnut	$ 4,198	$ -	$ -	$ 4,198	$ 4,198	$ -	$ -	$ 4,198
City of West Covina	$ 11,220	$ 99,106	$ 105,380	$ 215,706	$ 11,220	$ 73,255	$ 82,714	$ 167,189
City of Westlake Village	$ 1,890	$ -	$ -	$ 1,890	$ 1,890	$ -	$ -	$ 1,890
City of Whittier	$ 9,428	$ 27,679	$ 39,275	$ 76,382	$ 9,428	$ 30,805	$ 34,783	$ 75,017
County of Los Angeles	$ 448,751	$ 2,361,050	$ 3,272,898	$ 6,082,699	$ 448,751	$ 4,961,787	$ 5,602,504	$ 11,013,042
Inglewood Unified School District	$ 663	$ 2,821	$ 9,101	$ 12,584	$ 663	$ 2,142	$ 2,418	$ 5,222
Los Angeles Unified School District	$ 34,466	$ 155,693	$ 515,607	$ 705,766	$ 34,466	$ 222,927	$ 251,713	$ 509,106
UCLA	$ 2,343	$ 186,254	$ 17,120	$ 205,717	$ 2,343	$ 15,168	$ 17,126	$ 34,637
Total	$ 1,418,205	$ 9,454,802	$ 10,675,702	$ 21,548,709	$ 1,418,205	$ 9,454,802	$ 10,675,702	$ 21,548,709